

4

3

2

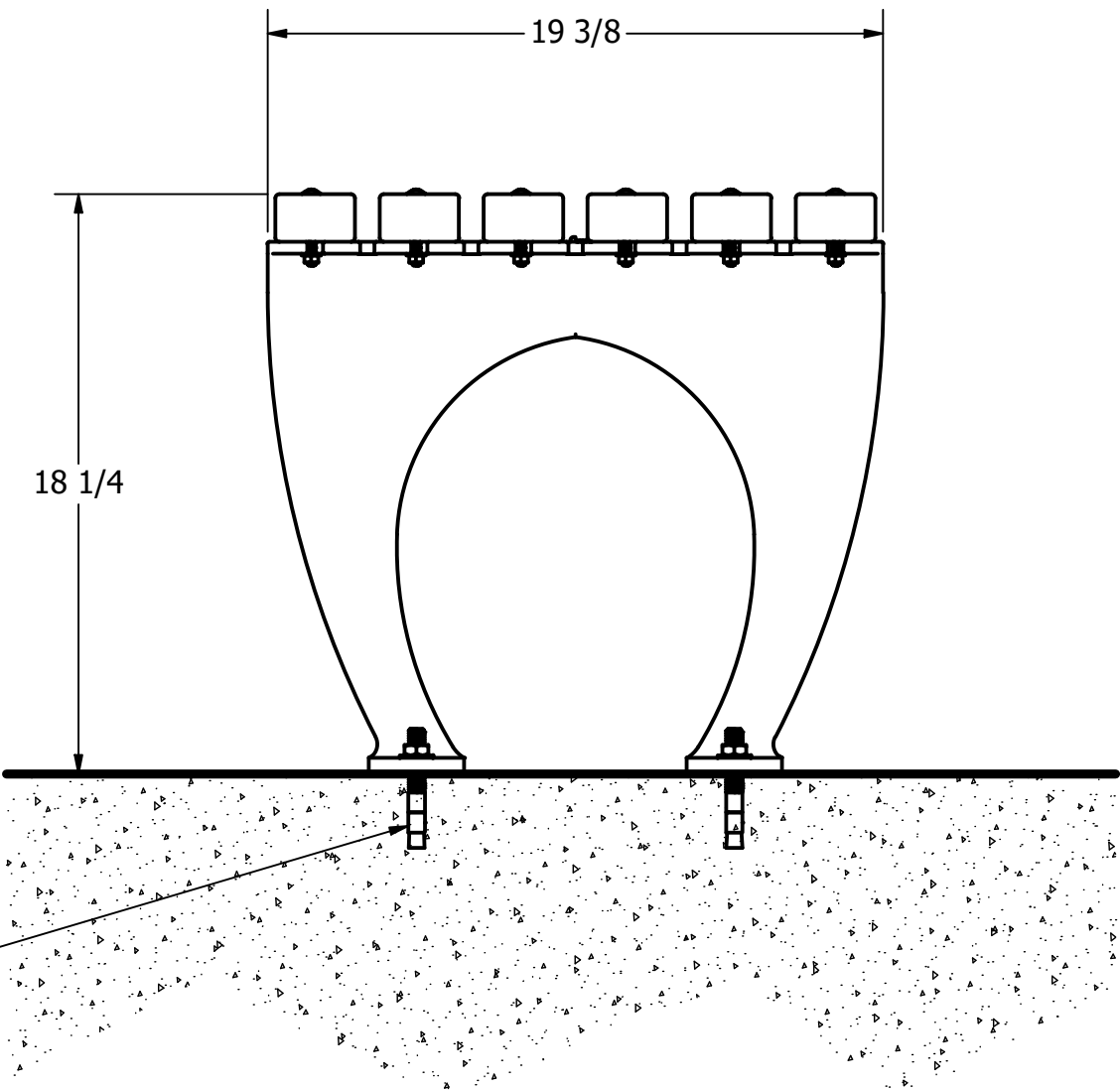
1

St. Louis Bench - Backless

R-5524-BL - 4 Foot Backless



R-5526-BL - 6 Foot Backless



General Description:

The R-5524-BL and R-5526-BL St. Louis backless bench presents a sleek, contemporary design featuring a powder-coated cast-iron frame with three wood options available for the seating surface. With both four- and six-foot options, and the freedom to place it in any orientation, the backless St. Louis bench is a versatile choice for any setting.

For more information on bench installation, please visit: <https://www.reliance-foundry.com/site-furnishings/installation-site-furnishings>

Specifications:

- Height: 18 1/4"
- Length: 4' or 6'
- Depth: 19 3/8"
- Weight: *Depends on length and slat material
- 4') 110 - 115 lbs
 - 6') 125 - 130 lbs

Material: Cast Iron with Steel Bracket(s) and Stainless Steel Hardware

Slat Options:

- ☐ Thermo-Ash
- ☐ Maple
- ☐ Recycled Plastic Lumber (Teak)

Finish Options:

- ☐ Polyester Powdercoated
- ☐ IronArmor
- ☐ Reliance+



Unit 207, 6450 - 148 Street, Surrey, BC V3S 7G7, Canada
1-877-789-3245 info@reliance-foundry.com
www.reliance-foundry.com

TITLE			
St. Louis Bench - Backless			
SIZE		DWG NO	REV
C		STLBenchBL_Public	A02
NOT TO SCALE		SHEET 1 OF 3	

St. Louis Bench - Backless, 4 Foot, R-5524-BL



General Description:

The R-5524-BL and R-5526-BL St. Louis backless bench presents a sleek, contemporary design featuring a powder-coated cast-iron frame with three wood options available for the seating surface. With both four- and six-foot options, and the freedom to place it in any orientation, the backless St. Louis bench is a versatile choice for any setting.

For more information on bench installation, please visit:
<https://www.reliance-foundry.com/site-furnishings/installation-site-furnishings>

Specifications:

- Height: 18 1/4"
- Length: 4' or 6'
- Depth: 19 3/8"
- Weight: *Depends on length and slat material
- 4') 110 - 115 lbs
 - 6') 125 - 130 lbs

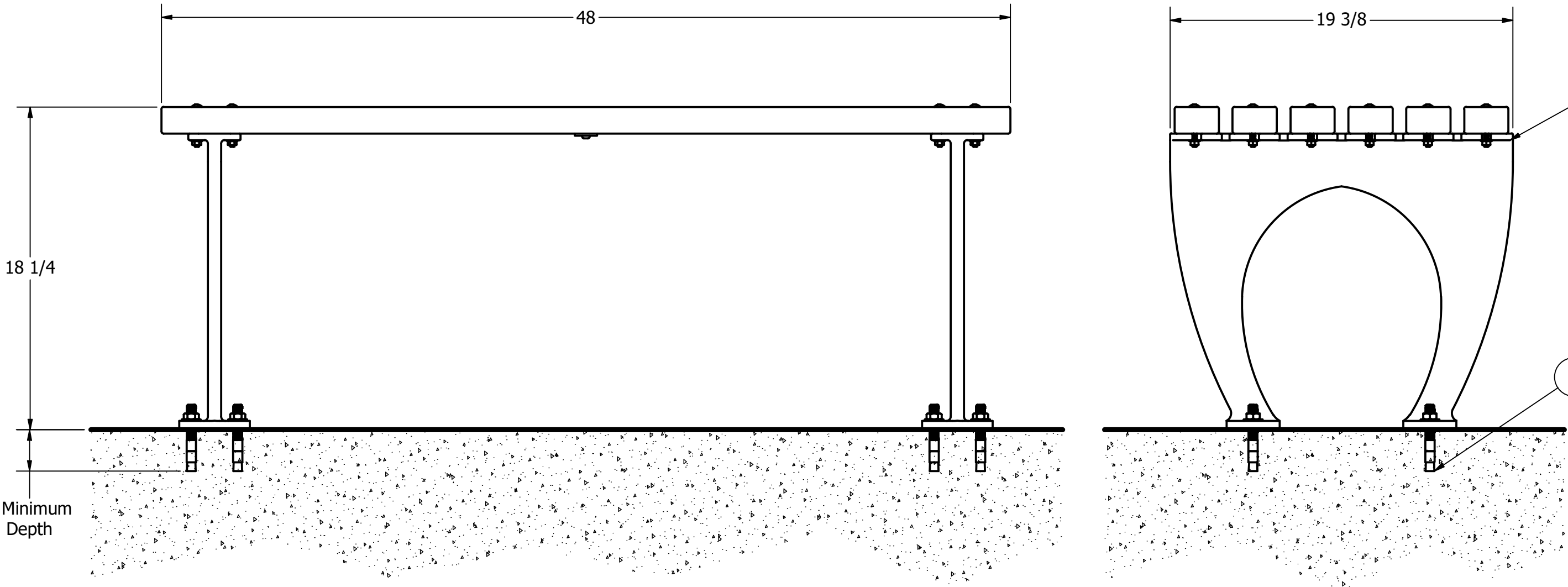
Material: Cast Iron with Steel Bracket(s) and Stainless Steel Hardware

Slat Options:

- ☐ Thermo-Ash
- ☐ Maple
- ☐ Recycled Plastic Lumber (Teak)

Finish Options:

- ☐ Polyester Powdercoated
- ☐ IronArmor
- ☐ Reliance+



- Notes:
- Embedment details are for reference illustration only. Minimum foundation sizes depend on local soil conditions, weather conditions, and engineering requirements.
 - Bollard is provided as shown, with parts listed below. Concrete foundation and/or installation not provided by Reliance Foundry.
 - This drawing is not drawn to scale. Dimensions provided herein is for reference only. Please consult Reliance Foundry sales professionals if any dimension is critical to your particular installation.
 - Reliance Foundry reserves the right to amend design and specifications without prior notice for product improvement.


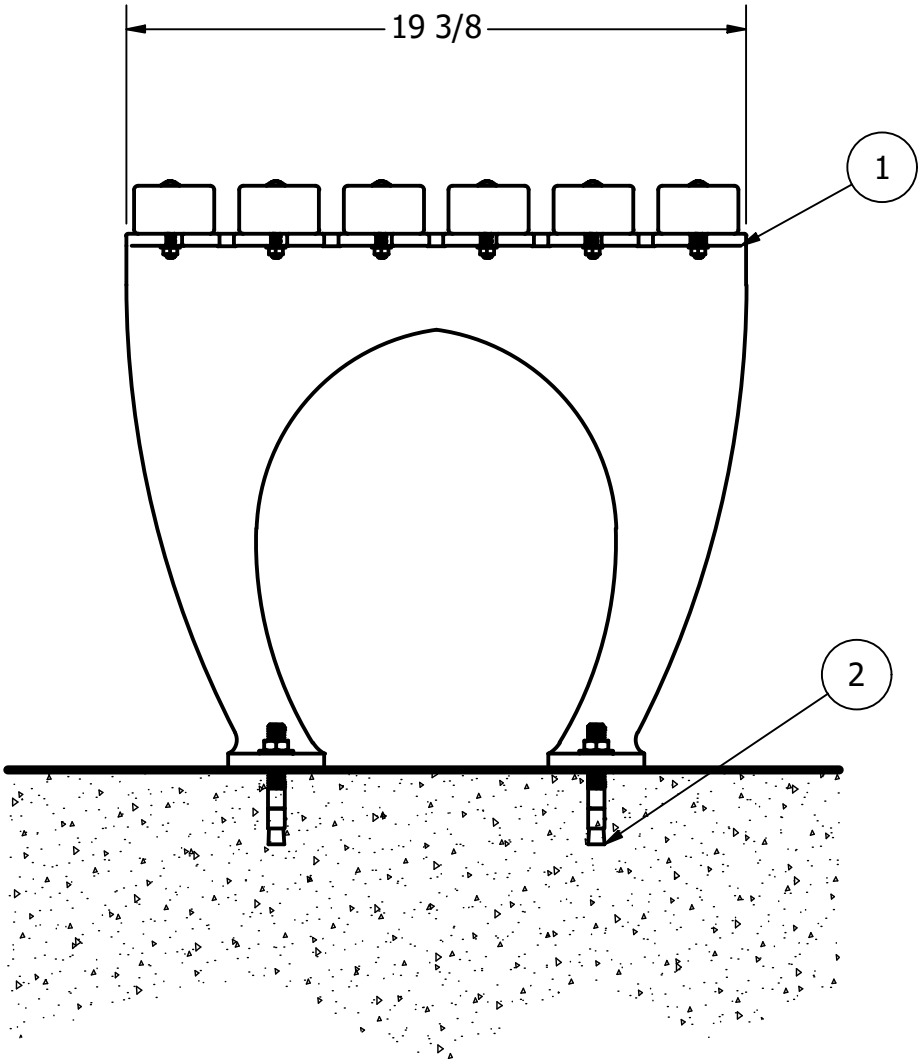
PARTS LIST			
ITEM	QTY	PART NUMBER	DESCRIPTION
1	1	R-5524-BL	St. Louis Bench - 4 foot - Backless
2	8	1/2" Concrete Wedge Anchor	Stainless Steel Wedge Anchor



Unit 207, 6450 - 148 Street, Surrey, BC V3S 7G7, Canada
1-877-789-3245 info@reliance-foundry.com
www.reliance-foundry.com

TITLE			
St. Louis Bench - Backless, 4 Foot R-5524-BL			
SIZE		DWG NO	REV
C		STLBenchBL_Public	A02
NOT TO SCALE		SHEET 2 OF 3	

St. Louis Bench - Backless, 6 Foot, R-5526-BL



General Description:

The R-5524-BL and R-5526-BL St. Louis backless bench presents a sleek, contemporary design featuring a powder-coated cast-iron frame with three wood options available for the seating surface. With both four- and six-foot options, and the freedom to place it in any orientation, the backless St. Louis bench is a versatile choice for any setting.

For more information on bench installation, please visit:
<https://www.reliance-foundry.com/site-furnishings/installation-site-furnishings>

Specifications:

- Height: 18 1/4"
- Length: 4' or 6'
- Depth: 19 3/8"
- Weight: *Depends on length and slat material
- 4') 110 - 115 lbs
 - 6') 125 - 130 lbs

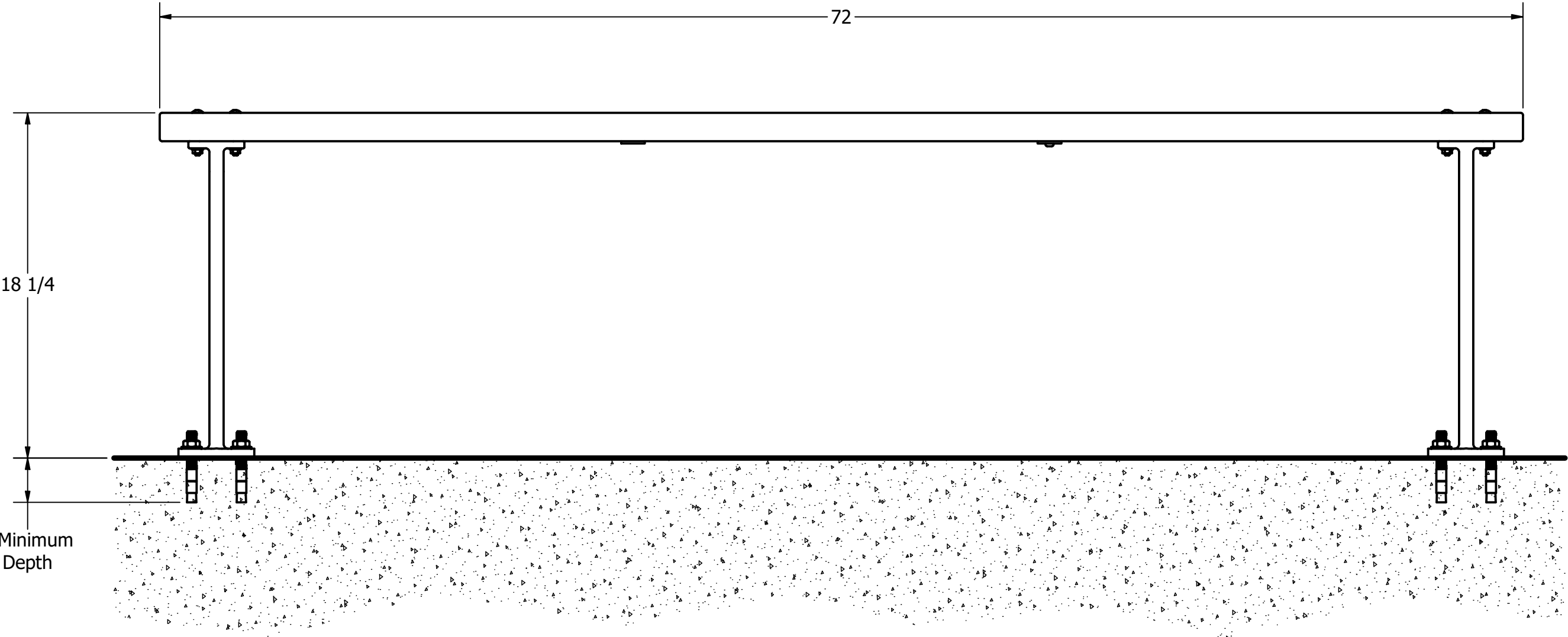
Material: Cast Iron with Steel Bracket(s) and Stainless Steel Hardware

Slat Options:

- ☐ Thermo-Ash
- ☐ Maple
- ☐ Recycled Plastic Lumber (Teak)

Finish Options:

- ☐ Polyester Powdercoated
- ☐ IronArmor
- ☐ Reliance+



Notes:

- Embedment details are for reference illustration only. Minimum foundation sizes depend on local soil conditions, weather conditions, and engineering requirements.
- Bollard is provided as shown, with parts listed below. Concrete foundation and/or installation not provided by Reliance Foundry.
- This drawing is not drawn to scale. Dimensions provided herein is for reference only. Please consult Reliance Foundry sales professionals if any dimension is critical to your particular installation.
- Reliance Foundry reserves the right to amend design and specifications without prior notice for product improvement.

PARTS LIST			
ITEM	QTY	PART NUMBER	DESCRIPTION
1	1	R-5526-BL	St. Louis Bench - 6 Foot - Backless
2	8	1/2" Concrete Wedge Anchor	Stainless Steel Wedge Anchor



Unit 207, 6450 - 148 Street, Surrey, BC V3S 7G7, Canada
1-877-789-3245 info@reliance-foundry.com
www.reliance-foundry.com

TITLE St. Louis Bench - Backless, 6 Foot R-5526-BL			
SIZE C		DWG NO STLBenchBL_Public	REV A02
NOT TO SCALE		SHEET 3 OF 3	