

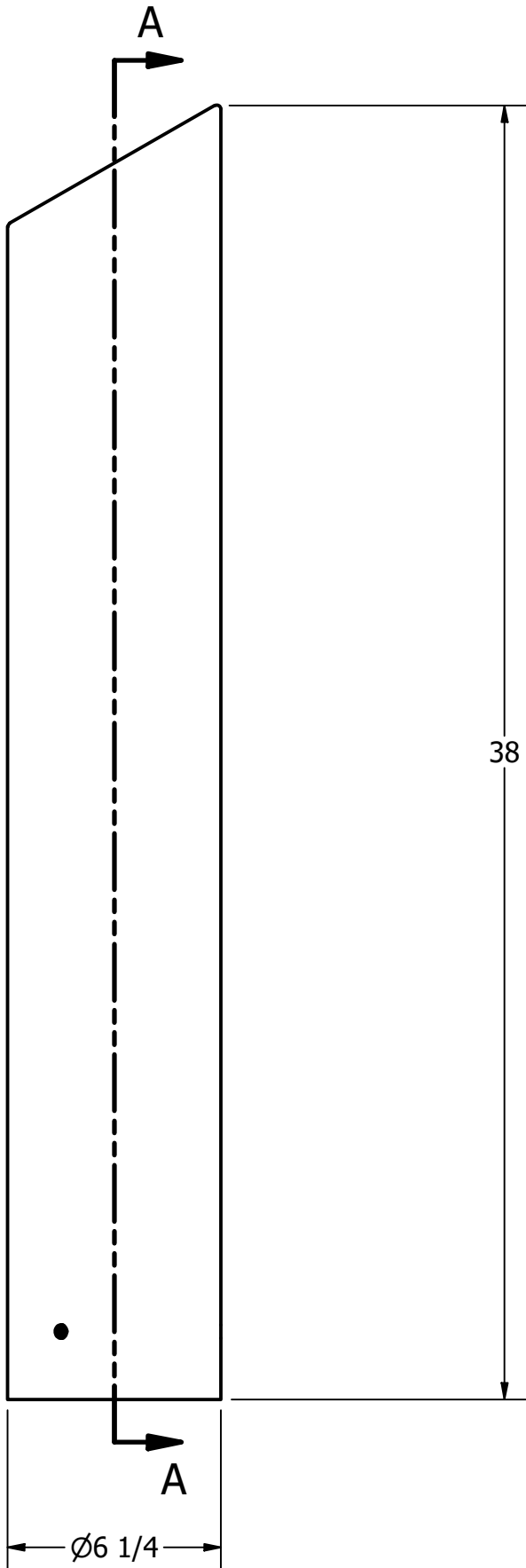


Bollard Cover R-7302



SECTION A-A



General Description:

R-7302 stainless steel bollard covers provide versatile protection for posts under 4-1/2 inches in diameter. This model has a height of 38 inches, and is a shorter version of the R-7302-EX. Made from corrosion-resistant 316 stainless steel and featuring a slant top that is functional and modern. 4 ways to install: Spray foam adhesive, set screws, top hanger, or J hanger. Select from 6 powder coating colors.

Specifications:

Height: 38"
Base Diameter: 6 1/4"
Weight: 26 lbs (Bollard Only)
Material: Stainless Steel 316
Max. Interior Security Post Size:
4 1/2" x 34" (Diameter x Height)

Finish Options:

- ☉ Satin #6 Buffed
- Polyester Powdercoated (Additional service charge)

See Reliance Foundry's standard color options at:
www.reliance-foundry.com/bollard/colors-bollards

Installation Options:

- Set Screw Installation Option
(see sheet 2 of 5)
- Adhesive Foam Installation Option
(see sheet 3 of 5)
- Top Hanger Installation in Existing Concrete
(see sheet 4 of 5)
- J Hanger Installation in New Concrete
(see sheet 5 of 5)

For more information on bollard post installation, please visit:
www.reliance-foundry.com/bollard/installation-bollards

Care and Maintenance:

Despite its natural anti-corrosion properties, stainless steel may corrode if cautionary procedures are not followed, or if products are neglected for extended periods of time. High-saline environments or other areas with high exposure to chlorides may increase risk of stainless steel corrosion. Regular cleaning will maintain optimal condition and appearance.

See Reliance Foundry's maintenance guide at:
www.reliance-foundry.com/bollard/stainless-steel-maintenance

RELIANCE FOUNDRY
— SINCE 1925 —

Unit 207, 6450 - 148 Street, Surrey, BC V3S 7G7, Canada
1-877-789-3245 info@reliance-foundry.com
www.reliance-foundry.com

TITLE

Bollard Cover R-7302

SIZE		DWG NO	REV
C		R7302	C1

Bollard Cover R-7302

General Description:

R-7302 stainless steel bollard covers provide versatile protection for posts under 4-1/2 inches in diameter. This model has a height of 38 inches, and is a shorter version of the R-7302-EX. Made from corrosion-resistant 316 stainless steel and featuring a slant top that is functional and modern. 4 ways to install: Spray foam adhesive, set screws, top hanger, or J hanger. Select from 6 powder coating colors.

Specifications:

Height: 38"
Base Diameter: 6 1/4"
Weight: 26 lbs (Bollard Only)
Material: Stainless Steel 316
Max. Interior Security Post Size:
4 1/2" x 34" (Diameter x Height)

Finish Options:

- ⦿ Satin #6 Buffed
- Polyester Powdercoated (Additional service charge)

See Reliance Foundry's standard color options at:
www.reliance-foundry.com/bollard/colors-bollards

Installation Options:

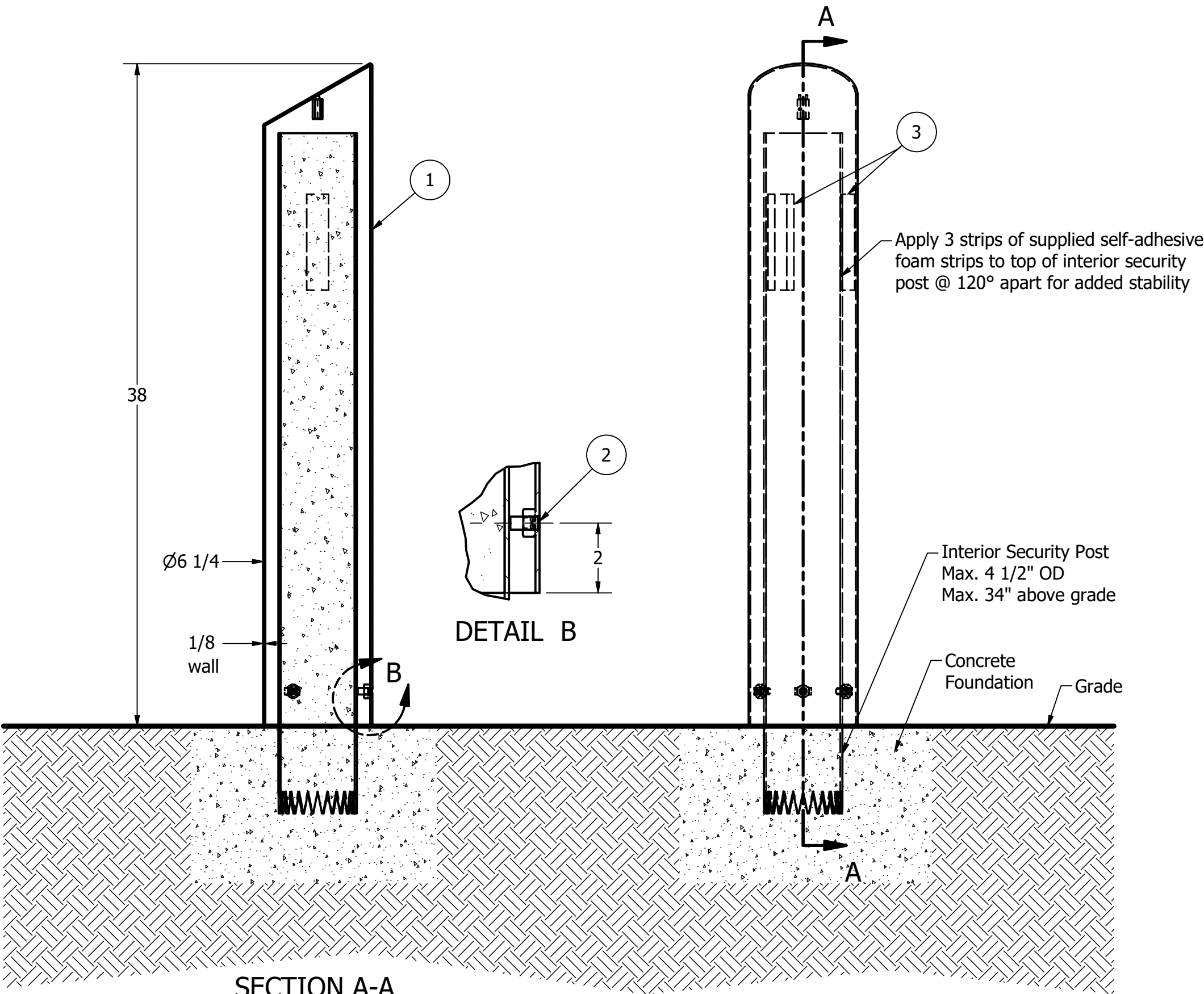
- ⦿ Set Screw Installation Option
(see sheet 2 of 5)
- Adhesive Foam Installation Option
(see sheet 3 of 5)
- Top Hanger Installation in Existing Concrete
(see sheet 4 of 5)
- J Hanger Installation in New Concrete
(see sheet 5 of 5)

For more information on bollard post installation, please visit:
www.reliance-foundry.com/bollard/installation-bollards

Care and Maintenance:

Despite its natural anti-corrosion properties, stainless steel may corrode if cautionary procedures are not followed, or if products are neglected for extended periods of time. High-saline environments or other areas with high exposure to chlorides may increase risk of stainless steel corrosion. Regular cleaning will maintain optimal condition and appearance.

See Reliance Foundry's maintenance guide at:
www.reliance-foundry.com/bollard/stainless-steel-maintenance



Set Screw Installation Option

- Notes:
- 1) Bollard cover is provided as shown. Concrete, foundation and/or installation ordered separately or provided by others.
 - 2) Minimum foundation sizes depend on local soil conditions, weather conditions, and engineering requirements.
 - 3) Dimensions provided herein is for reference only. Please consult Reliance Foundry sales professionals if any dimension is critical to your particular installation.
 - 4) Reliance Foundry reserves the right to amend design and specifications without prior notice for product improvement.

PARTS LIST					
ITEM	QTY	PART NUMBER	DESCRIPTION	MATERIAL	WEIGHT
1	1	R-7302	R7302 Stainless Steel Bollard Cover	Stainless Steel 316	26 lbs
2	3	Hexagon Socket Set Screw 3/8" x 7/8"	Hexagon Socket Set Screw 3/8" x 7/8" - requires 3/16" hex key	Stainless Steel	
3	3	Foam Strip	Self-adhesive Neoprene Foam Strip	Synthetic Rubber	

COPYRIGHT RESERVED THIS PLAN DRAWING AND DESIGN ARE, AND AT ALL TIMES REMAIN, THE EXCLUSIVE PROPERTY OF RELIANCE FOUNDRY CO. LTD.

RELIANCE FOUNDRY
— SINCE 1925 —

Unit 207, 6450 - 148 Street, Surrey, BC V3S 7G7, Canada
1-877-789-3245 info@reliance-foundry.com
www.reliance-foundry.com

Bollard Cover R-7302

SIZE C	DWG NO R7302	REV C1
-----------	-----------------	-----------

NOT TO SCALE SHEET 2 OF 5

Bollard Cover R-7302

General Description:

R-7302 stainless steel bollard covers provide versatile protection for posts under 4-1/2 inches in diameter. This model has a height of 38 inches, and is a shorter version of the R-7302-EX. Made from corrosion-resistant 316 stainless steel and featuring a slant top that is functional and modern. 4 ways to install: Spray foam adhesive, set screws, top hanger, or J hanger. Select from 6 powder coating colors.

Specifications:

Height: 38"
Base Diameter: 6 1/4"
Weight: 26 lbs (Bollard Only)
Material: Stainless Steel 316
Max. Interior Security Post Size:
4 1/2" x 34" (Diameter x Height)

Finish Options:

- ⊙ Satin #6 Buffed
- Polyester Powdercoated (Additional service charge)

See Reliance Foundry's standard color options at:
www.reliance-foundry.com/bollard/colors-bollards

Installation Options:

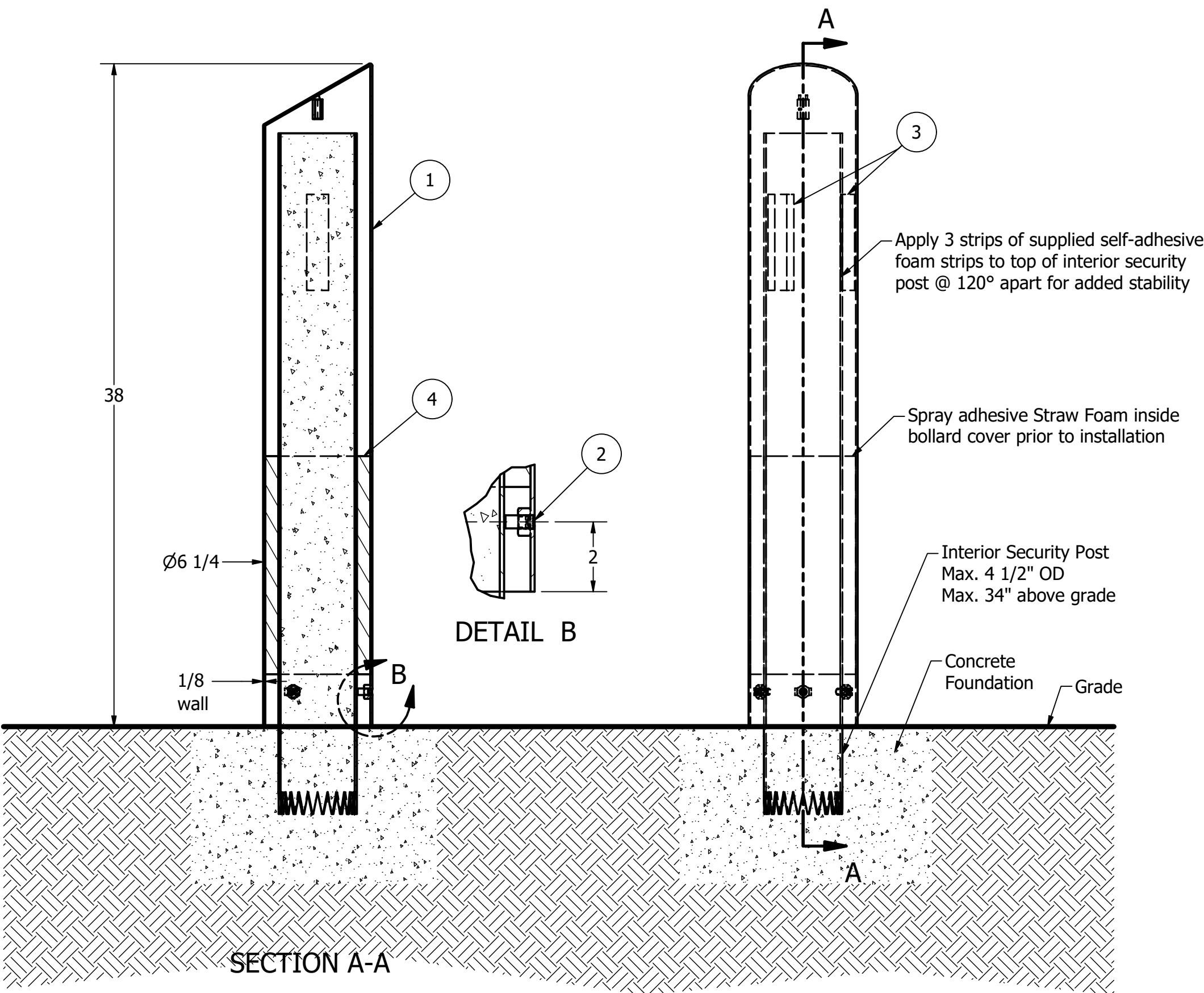
- Set Screw Installation Option
(see sheet 2 of 5)
- ⊙ Adhesive Foam Installation Option
(see sheet 3 of 5)
- Top Hanger Installation in Existing Concrete
(see sheet 4 of 5)
- J Hanger Installation in New Concrete
(see sheet 5 of 5)

For more information on bollard post installation, please visit:
www.reliance-foundry.com/bollard/installation-bollards

Care and Maintenance:

Despite its natural anti-corrosion properties, stainless steel may corrode if cautionary procedures are not followed, or if products are neglected for extended periods of time. High-saline environments or other areas with high exposure to chlorides may increase risk of stainless steel corrosion. Regular cleaning will maintain optimal condition and appearance.

See Reliance Foundry's maintenance guide at:
www.reliance-foundry.com/bollard/stainless-steel-maintenance



Adhesive Foam Installation Option

- Notes:
- 1) Bollard cover is provided as shown. Concrete, foundation and/or installation ordered separately or provided by others.
 - 2) Minimum foundation sizes depend on local soil conditions, weather conditions, and engineering requirements.
 - 3) Dimensions provided herein is for reference only. Please consult Reliance Foundry sales professionals if any dimension is critical to your particular installation.
 - 4) Reliance Foundry reserves the right to amend design and specifications without prior notice for product improvement.

PARTS LIST					
ITEM	QTY	PART NUMBER	DESCRIPTION	MATERIAL	WEIGHT
1	1	R-7302	R7302 Stainless Steel Bollard Cover	Stainless Steel 316	26 lbs
2	3	Hexagon Socket Set Screw 3/8" x 7/8"	Hexagon Socket Set Screw 3/8" x 7/8" - requires 3/16" hex key	Stainless Steel	
3	3	Foam Strip	Self-adhesive Neoprene Foam Strip	Synthetic Rubber	
4	1	Straw Foam	PF-50 UltraSeal Straw Foam	Polyurethane Foam	

RELIANCE FOUNDRY

SINCE 1925

Unit 207, 6450 - 148 Street, Surrey, BC V3S 7G7, Canada
1-877-789-3245 info@reliance-foundry.com
www.reliance-foundry.com

TITLE

Bollard Cover R-7302

SIZE

C

DWG NO

R7302

REV

C1

COPYRIGHT RESERVED THIS PLAN DRAWING AND DESIGN ARE, AND AT ALL TIMES REMAIN, THE EXCLUSIVE PROPERTY OF RELIANCE FOUNDRY CO. LTD.

NOT TO SCALE

SHEET 3 OF 5

Bollard Cover R-7302

General Description:

R-7302 stainless steel bollard covers provide versatile protection for posts under 4-1/2 inches in diameter. This model has a height of 38 inches, and is a shorter version of the R-7302-EX. Made from corrosion-resistant 316 stainless steel and featuring a slant top that is functional and modern. 4 ways to install: Spray foam adhesive, set screws, top hanger, or J hanger. Select from 6 powder coating colors.

Specifications:

Height: 38"
Base Diameter: 6 1/4"
Weight: 26 lbs (Bollard Only)
Material: Stainless Steel 316
Max. Interior Security Post Size:
4 1/2" x 34" (Diameter x Height)

Finish Options:

- Satin #6 Buffed
- Polyester Powdercoated (Additional service charge)

See Reliance Foundry's standard color options at:
www.reliance-foundry.com/bollard/colors-bollards

Installation Options:

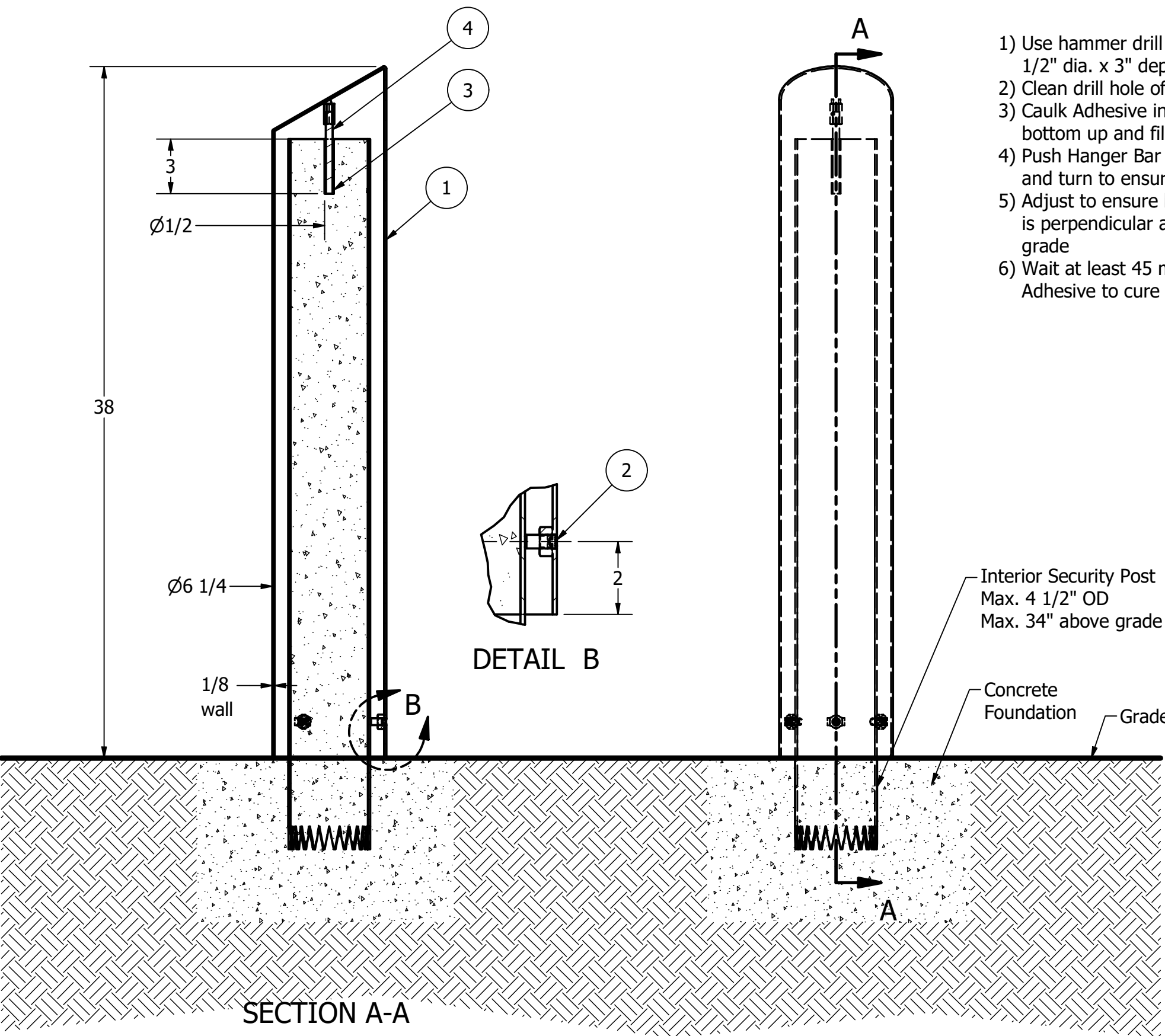
- Set Screw Installation Option
(see sheet 2 of 5)
- Adhesive Foam Installation Option
(see sheet 3 of 5)
- Top Hanger Installation in Existing Concrete
(see sheet 4 of 5)
- J Hanger Installation in New Concrete
(see sheet 5 of 5)

For more information on bollard post installation, please visit:
www.reliance-foundry.com/bollard/installation-bollards

Care and Maintenance:

Despite its natural anti-corrosion properties, stainless steel may corrode if cautionary procedures are not followed, or if products are neglected for extended periods of time. High-saline environments or other areas with high exposure to chlorides may increase risk of stainless steel corrosion. Regular cleaning will maintain optimal condition and appearance.

See Reliance Foundry's maintenance guide at:
www.reliance-foundry.com/bollard/stainless-steel-maintenance



Top Hanger Installation in Existing Concrete

- Notes:
- 1) Bollard cover is provided as shown. Concrete, foundation and/or installation ordered separately or provided by others.
 - 2) Minimum foundation sizes depend on local soil conditions, weather conditions, and engineering requirements.
 - 3) Dimensions provided herein is for reference only. Please consult Reliance Foundry sales professionals if any dimension is critical to your particular installation.
 - 4) Reliance Foundry reserves the right to amend design and specifications without prior notice for product improvement.

PARTS LIST					
ITEM	QTY	PART NUMBER	DESCRIPTION	MATERIAL	WEIGHT
1	1	R-7302	R7302 Stainless Steel Bollard Cover	Stainless Steel 316	26 lbs
2	3	Hexagon Socket Set Screw 3/8" x 7/8"	Hexagon Socket Set Screw 3/8" x 7/8" - requires 3/16" hex key	Stainless Steel	
3	1	Adhesive Anchor	AC100+ Gold Adhesive Anchoring System	Vinylester Adhesive Mortar	5/8 lbs
4	1	R7300 HANGER 3/8"	R7300 Top Hanger 3/8" Custom Order Length	Steel	1/8 lbs

COPYRIGHT RESERVED THIS PLAN DRAWING AND DESIGN ARE, AND AT ALL TIMES REMAIN, THE EXCLUSIVE PROPERTY OF RELIANCE FOUNDRY CO. LTD.

RELIANCE FOUNDRY
— SINCE 1925 —

Unit 207, 6450 - 148 Street, Surrey, BC V3S 7G7, Canada
1-877-789-3245 info@reliance-foundry.com
www.reliance-foundry.com

TITLE			
Bollard Cover R-7302			
SIZE	DWG NO	REV	
C	R7302	C1	

NOT TO SCALE SHEET 4 OF 5

Bollard Cover R-7302

General Description:

R-7302 stainless steel bollard covers provide versatile protection for posts under 4-1/2 inches in diameter. This model has a height of 38 inches, and is a shorter version of the R-7302-EX. Made from corrosion-resistant 316 stainless steel and featuring a slant top that is functional and modern. 4 ways to install: Spray foam adhesive, set screws, top hanger, or J hanger. Select from 6 powder coating colors.

Specifications:

Height: 38"
Base Diameter: 6 1/4"
Weight: 26 lbs (Bollard Only)
Material: Stainless Steel 316
Max. Interior Security Post Size:
4 1/2" x 34" (Diameter x Height)

Finish Options:

- ⦿ Satin #6 Buffed
- Polyester Powdercoated (Additional service charge)

See Reliance Foundry's standard color options at:
www.reliance-foundry.com/bollard/colors-bollards

Installation Options:

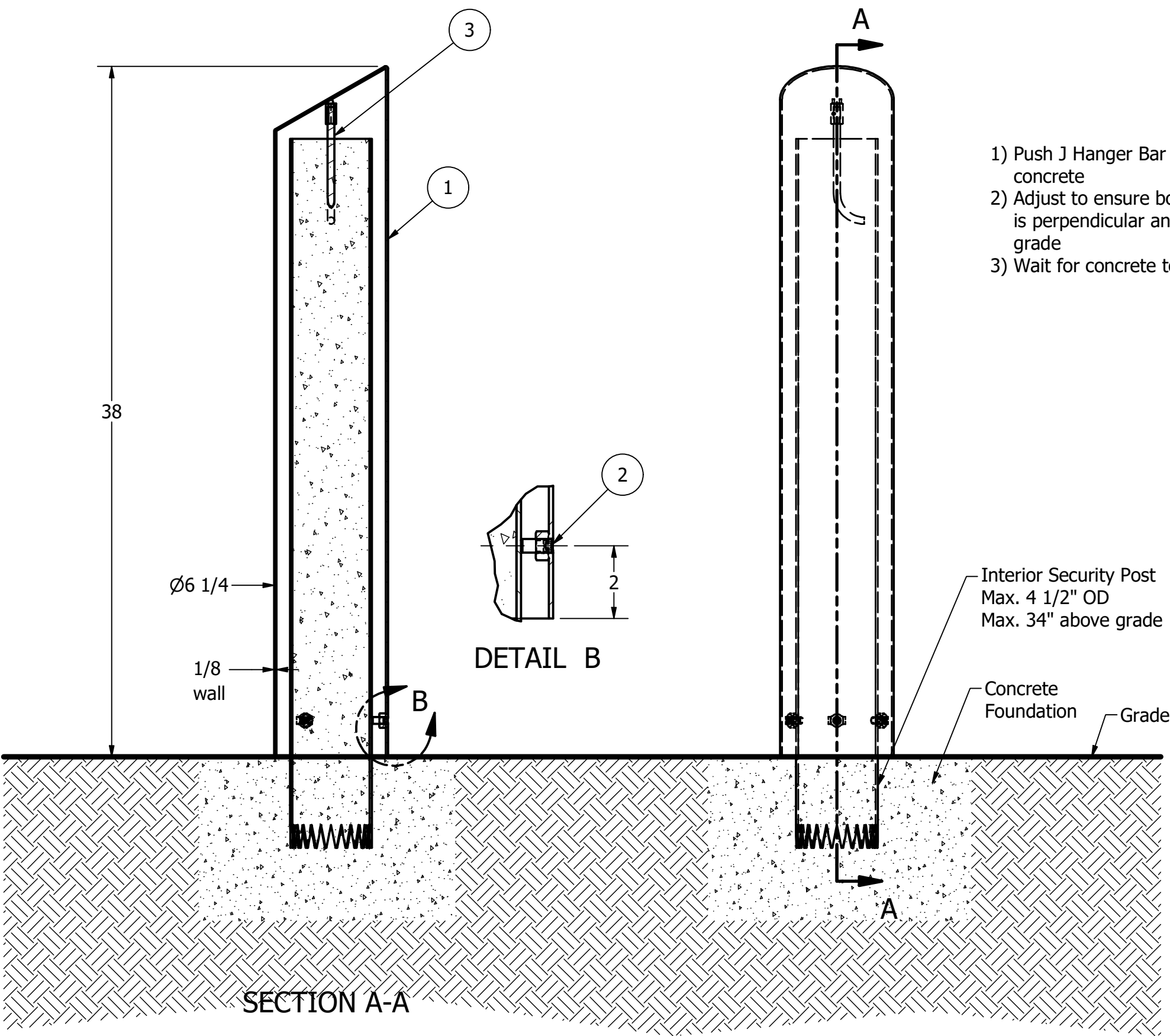
- Set Screw Installation Option (see sheet 2 of 5)
- Adhesive Foam Installation Option (see sheet 3 of 5)
- Top Hanger Installation in Existing Concrete (see sheet 4 of 5)
- ⦿ J Hanger Installation in New Concrete (see sheet 5 of 5)

For more information on bollard post installation, please visit:
www.reliance-foundry.com/bollard/installation-bollards

Care and Maintenance:

Despite its natural anti-corrosion properties, stainless steel may corrode if cautionary procedures are not followed, or if products are neglected for extended periods of time. High-saline environments or other areas with high exposure to chlorides may increase risk of stainless steel corrosion. Regular cleaning will maintain optimal condition and appearance.

See Reliance Foundry's maintenance guide at:
www.reliance-foundry.com/bollard/stainless-steel-maintenance



J Hanger Installation in New Concrete

- Notes:
- 1) Bollard cover is provided as shown. Concrete, foundation and/or installation ordered separately or provided by others.
 - 2) Minimum foundation sizes depend on local soil conditions, weather conditions, and engineering requirements.
 - 3) Dimensions provided herein is for reference only. Please consult Reliance Foundry sales professionals if any dimension is critical to your particular installation.
 - 4) Reliance Foundry reserves the right to amend design and specifications without prior notice for product improvement.

PARTS LIST					
ITEM	QTY	PART NUMBER	DESCRIPTION	MATERIAL	WEIGHT
1	1	R-7302	R7302 Stainless Steel Bollard Cover	Stainless Steel 316	26 lbs
2	3	Hexagon Socket Set Screw 3/8" x 7/8"	Hexagon Socket Set Screw 3/8" x 7/8" - requires 3/16" hex key	Stainless Steel	
3	1	R7300 J HANGER 3/8"	R7300 Top J Hanger 3/8" Custom Order Length	Steel	1/4 lbs

COPYRIGHT RESERVED THIS PLAN DRAWING AND DESIGN ARE, AND AT ALL TIMES REMAIN, THE EXCLUSIVE PROPERTY OF RELIANCE FOUNDRY CO. LTD.

RELIANCE FOUNDRY
— SINCE 1925 —

Unit 207, 6450 - 148 Street, Surrey, BC V3S 7G7, Canada
1-877-789-3245 info@reliance-foundry.com
www.reliance-foundry.com

TITLE			
Bollard Cover R-7302			
SIZE		DWG NO	REV
C		R7302	C1
NOT TO SCALE		SHEET 5 OF 5	