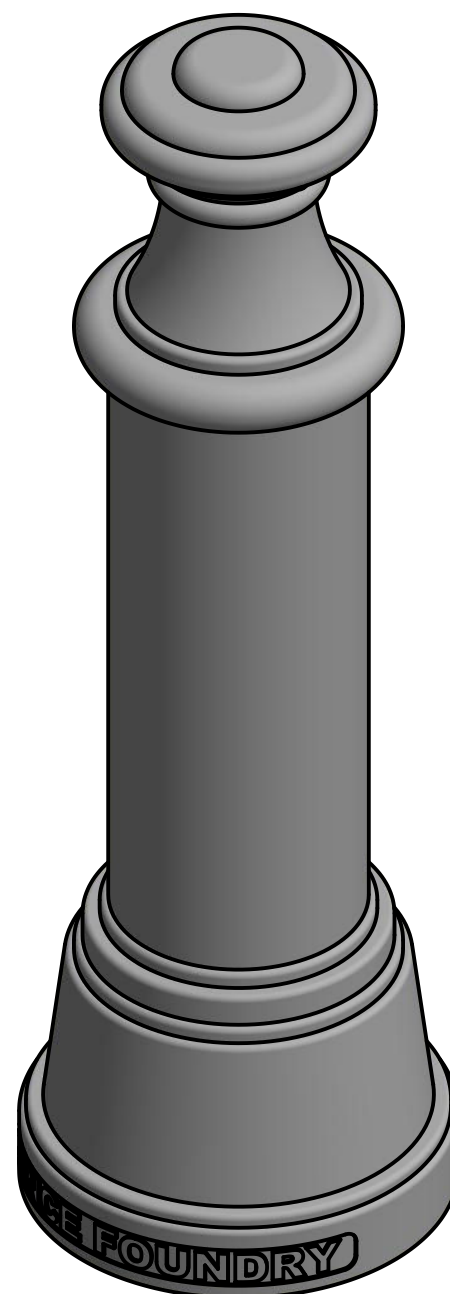
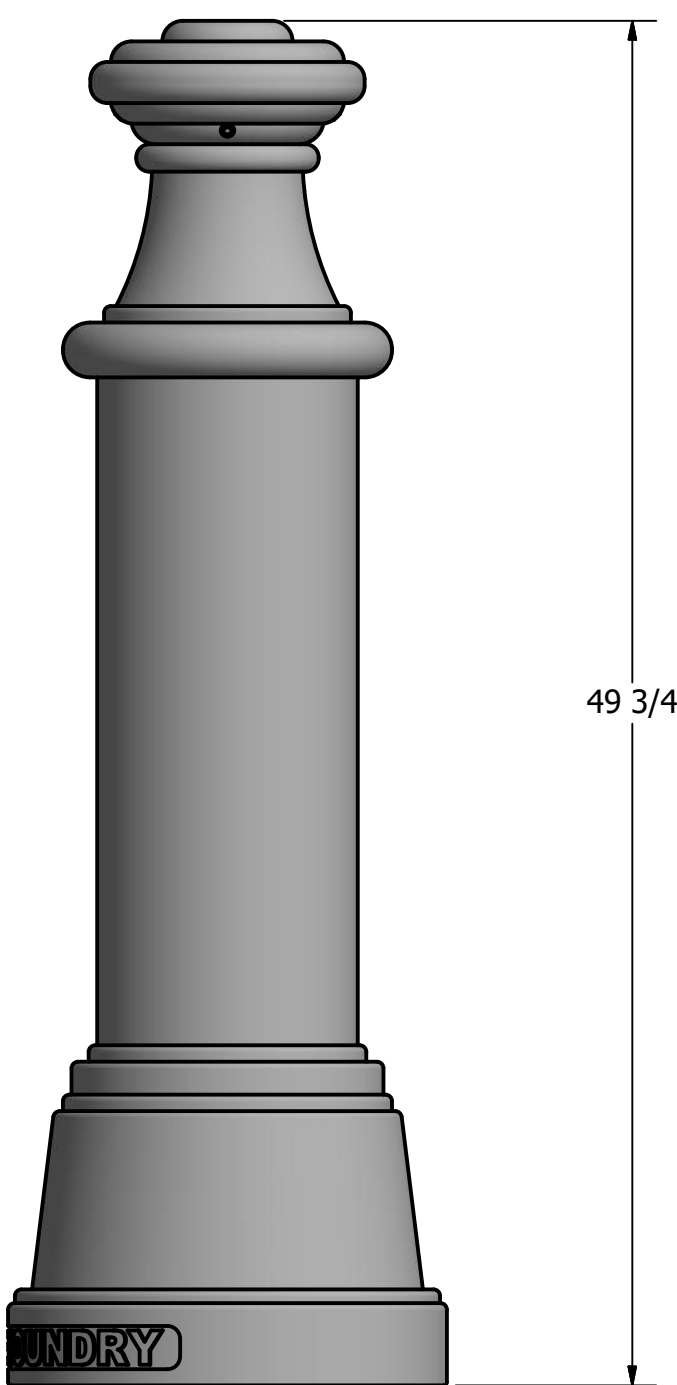
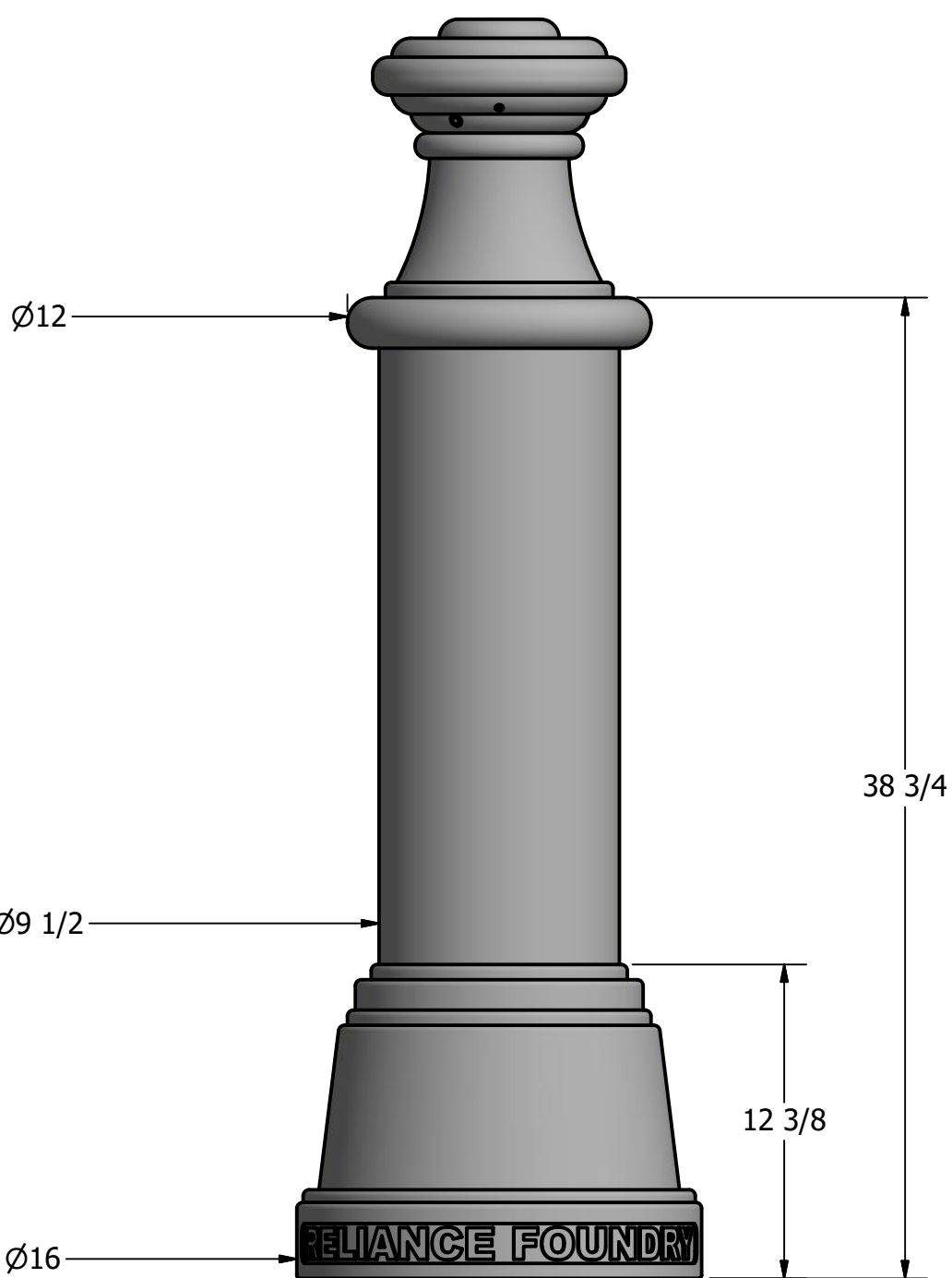
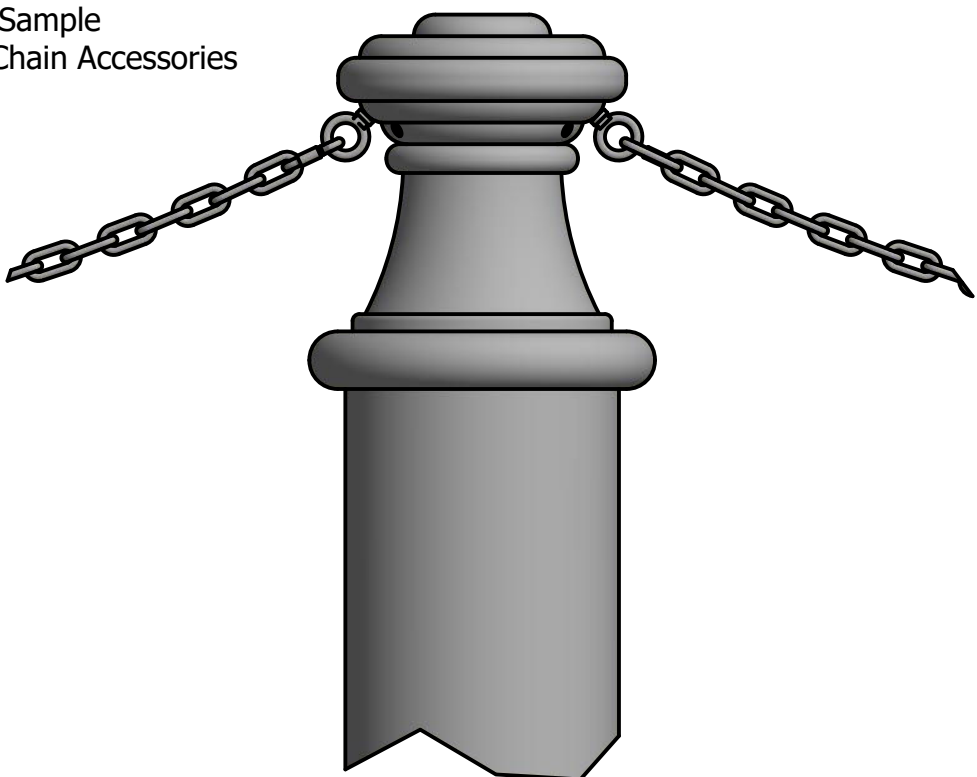


# Bollard R-7533



Installation Sample  
with 5/16" Chain Accessories



Bollard Chain Eye 3/8"  
(Powder Coated)



Quick Link Connector 5/16"  
(Powder Coated)



Bollard Chain 5/16"  
(Powder Coated)

## Optional Accessories:

- Chain Eye
- Quick link
- Chain (5/16")

See Reliance Foundry's optional accessories at:  
[www.reliance-foundry.com/bollard/accessories-bollards](http://www.reliance-foundry.com/bollard/accessories-bollards)

## General Description:

The R-7533 Decorative Bollard is modelled after cannon barrels once used as boundary markers to demarcate newly conquered territories. R-7533 bollards are topped with a wide banded finial for simple but elegant stature. Made from versatile ductile iron, its wide body suits larger pipe reinforcement (up to 8" diameter) for better impact protection. Bollard surfaces are protected by a durable powder coating, available in 6 standard colors, to prevent wear and corrosion. Use as fixed, stand-alone bollards or cover impact-resistant security posts.

## Specifications:

Height: 49 3/4"  
Base Diameter: 16"  
Weight: 214 lbs ( Bollard Only )  
Material: Ductile Iron  
Max. Interior Security Post Size:  
8" x 36" (Diameter x Height)

## Finish Options:

- Polyester Powdercoated

See Reliance Foundry's standard color options at:  
[www.reliance-foundry.com/bollard/colors-bollards](http://www.reliance-foundry.com/bollard/colors-bollards)

## Installation Options:

- Fixed - Anchor Casting in New Concrete (see sheet 2 of 9)
- Fixed - Concrete Insert Anchor in Existing Concrete (see sheet 3 of 9)
- Fixed - Adhesive Anchor in Existing Concrete (see sheet 4 of 9)
- Fixed - Anchor Casting with Concrete Form (see sheet 5 of 9)
- Post Cover - New Post in New Concrete (see sheet 6 of 9)
- Post Cover - New Post in Existing Concrete (see sheet 7 of 9)
- Post Cover - Existing Post with Adhesive Anchor (see sheet 8 of 9)
- Post Cover - Existing Post with Concrete Anchor (see sheet 9 of 9)

For more information on bollard post installation, please visit:  
[www.reliance-foundry.com/bollard/installation-bollards](http://www.reliance-foundry.com/bollard/installation-bollards)

## Care and Maintenance:

Reliance's line of bollards are finished with a long-lasting powder-coating. Proper care and maintenance are required. Regularly-performed inspections and routine cleaning will ensure that a bollard retains its aesthetic appeal and does not become damaged by the elements.

See Reliance Foundry's maintenance guide at:  
[www.reliance-foundry.com/bollard/maintenance-bollards](http://www.reliance-foundry.com/bollard/maintenance-bollards)

**RELIANCE FOUNDRY**  
— SINCE 1925 —

Unit 207, 6450 - 148 Street, Surrey, BC V3S 7G7, Canada  
1-877-789-3245 info@reliance-foundry.com  
[www.reliance-foundry.com](http://www.reliance-foundry.com)

TITLE

**Bollard R-7533**

SIZE

**C**

DWG NO

**R7533**

REV

**C4**

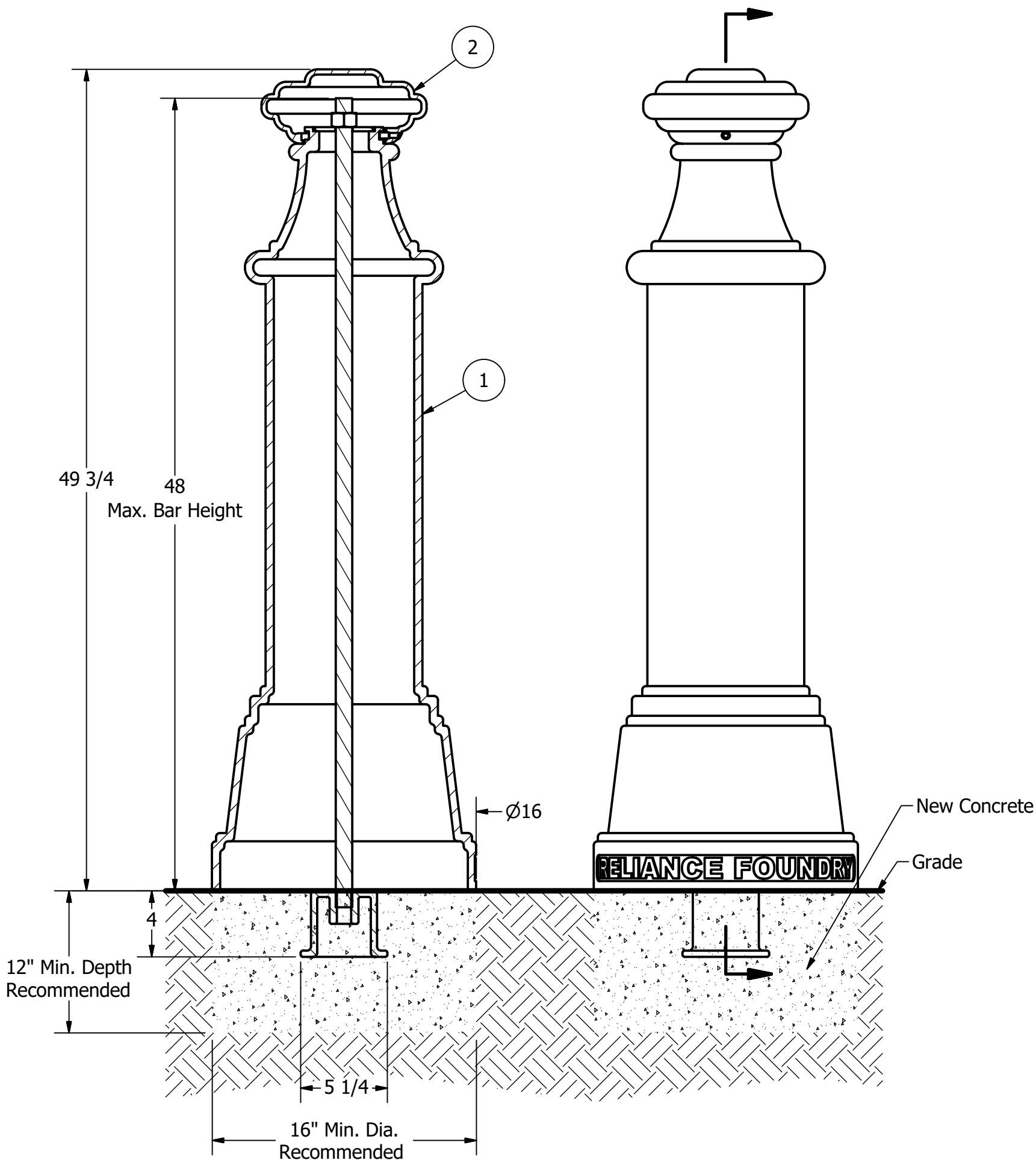
# Bollard R-7533

D

C

B

A

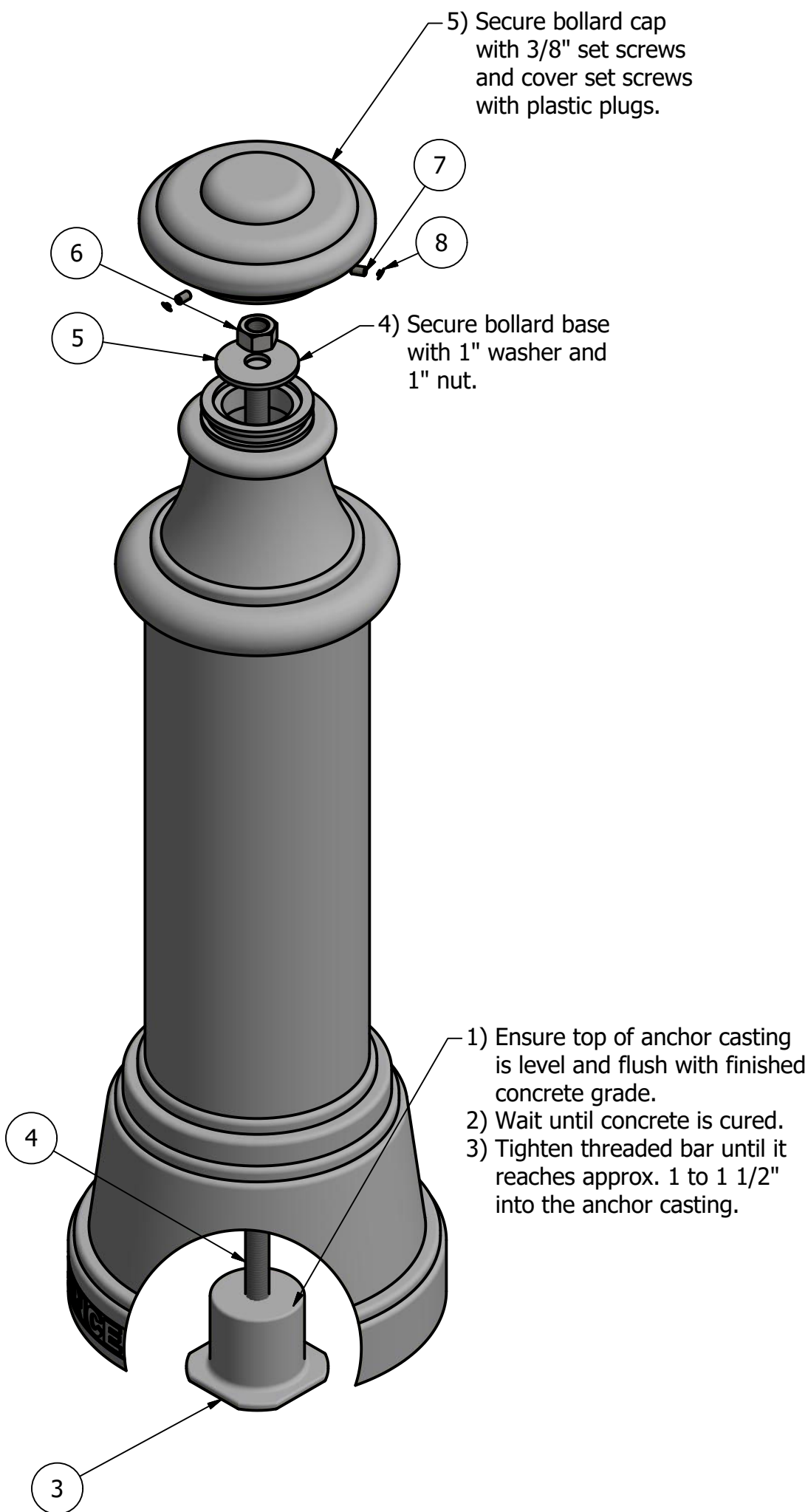


- Notes:
- 1) Bollard post is provided as shown. Concrete, foundation and/or installation ordered separately or provided by others.
  - 2) Minimum foundation sizes depend on local soil conditions, weather conditions, and engineering requirements.
  - 3) Dimensions provided herein is for reference only. Please consult Reliance Foundry sales professionals if any dimension is critical to your particular installation.
  - 4) Reliance Foundry reserves the right to amend design and specifications without prior notice for product improvement.

## PARTS LIST

ITEM	QTY	PART NUMBER	DESCRIPTION	MATERIAL	WEIGHT
1	1	R7533B	R7533 Base	Ductile Iron Powder Coated	195 lbs
2	1	R7533C	R7533 Cap	Ductile Iron Powder Coated	19 lbs
3	1	R7500AN 1"	R7500 Anchor Casting 1"	Ductile Iron Hot Dip Galvanized	8 3/8 lbs
4	1	R7500BAR 1"	R7500 Threaded Bar 1" x 49"	Steel Plated	9 1/8 lbs
5	1	Washer 1" OD 3 1/2"	Washer 1" OD 3 1/2" Thick 1/4"	Steel Plated	5/8 lbs
6	1	Hex Nut 1"	Hex Nut 1" - requires 1 1/2" wrench	Steel Plated	1/4 lbs
7	3	Hexagon Socket Set Screw 3/8" x 5/8"	Hexagon Socket Set Screw 3/8" x 5/8" - requires 3/16" hex key	Stainless Steel	
8	3	Polyethylene Plug 3/8"	Polyethylene Plug 3/8"	LDPE Black	

COPYRIGHT RESERVED THIS PLAN DRAWING AND DESIGN ARE, AND AT ALL TIMES REMAIN, THE EXCLUSIVE PROPERTY OF RELIANCE FOUNDRY CO. LTD.



- Tools needed:
- 1) Measuring tape
  - 2) 1 1/2" wrench
  - 3) 3/16" hex key

## General Description:

The R-7533 Decorative Bollard is modelled after cannon barrels once used as boundary markers to demarcate newly conquered territories. R-7533 bollards are topped with a wide banded finial for simple but elegant stature. Made from versatile ductile iron, its wide body suits larger pipe reinforcement (up to 8" diameter) for better impact protection. Bollard surfaces are protected by a durable powder coating, available in 6 standard colors, to prevent wear and corrosion. Use as fixed, stand-alone bollards or cover impact-resistant security posts.

## Specifications:

Height: 49 3/4"  
Base Diameter: 16"  
Weight: 214 lbs ( Bollard Only )  
Material: Ductile Iron  
Max. Interior Security Post Size:  
8" x 36" (Diameter x Height)

## Finish Options:

- ⊙ Polyester Powdercoated

See Reliance Foundry's standard color options at:  
[www.reliance-foundry.com/bollard/colors-bollards](http://www.reliance-foundry.com/bollard/colors-bollards)

## Installation Options:

- ⊙ Fixed - Anchor Casting in New Concrete (see sheet 2 of 9)
- Fixed - Concrete Insert Anchor in Existing Concrete (see sheet 3 of 9)
- Fixed - Adhesive Anchor in Existing Concrete (see sheet 4 of 9)
- Fixed - Anchor Casting with Concrete Form (see sheet 5 of 9)
- Post Cover - New Post in New Concrete (see sheet 6 of 9)
- Post Cover - New Post in Existing Concrete (see sheet 7 of 9)
- Post Cover - Existing Post with Adhesive Anchor (see sheet 8 of 9)
- Post Cover - Existing Post with Concrete Anchor (see sheet 9 of 9)

For more information on bollard post installation, please visit:  
[www.reliance-foundry.com/bollard/installation-bollards](http://www.reliance-foundry.com/bollard/installation-bollards)

## Care and Maintenance:

Reliance's line of bollards are finished with a long-lasting powder-coating. Proper care and maintenance are required. Regularly-performed inspections and routine cleaning will ensure that a bollard retains its aesthetic appeal and does not become damaged by the elements.

See Reliance Foundry's maintenance guide at:  
[www.reliance-foundry.com/bollard/maintenance-bollards](http://www.reliance-foundry.com/bollard/maintenance-bollards)

**RELIANCE FOUNDRY**  
— SINCE 1925 —

Unit 207, 6450 - 148 Street, Surrey, BC V3S 7G7, Canada  
1-877-789-3245 info@reliance-foundry.com  
[www.reliance-foundry.com](http://www.reliance-foundry.com)

TITLE

**Bollard R-7533**

SIZE

**C**

DWG NO

**R7533**

REV

**C4**

NOT TO SCALE

SHEET 2 OF 9

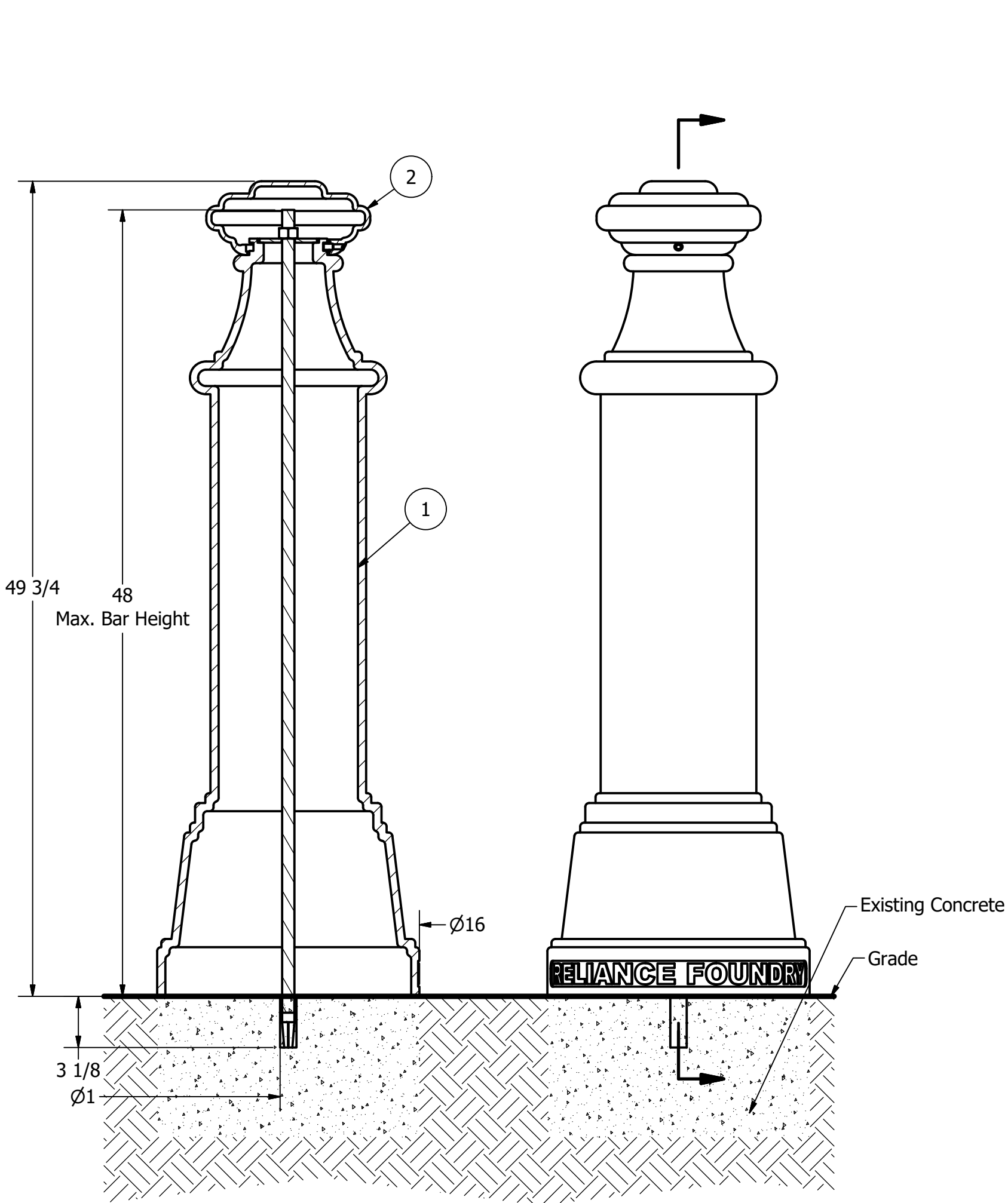
4

3

2

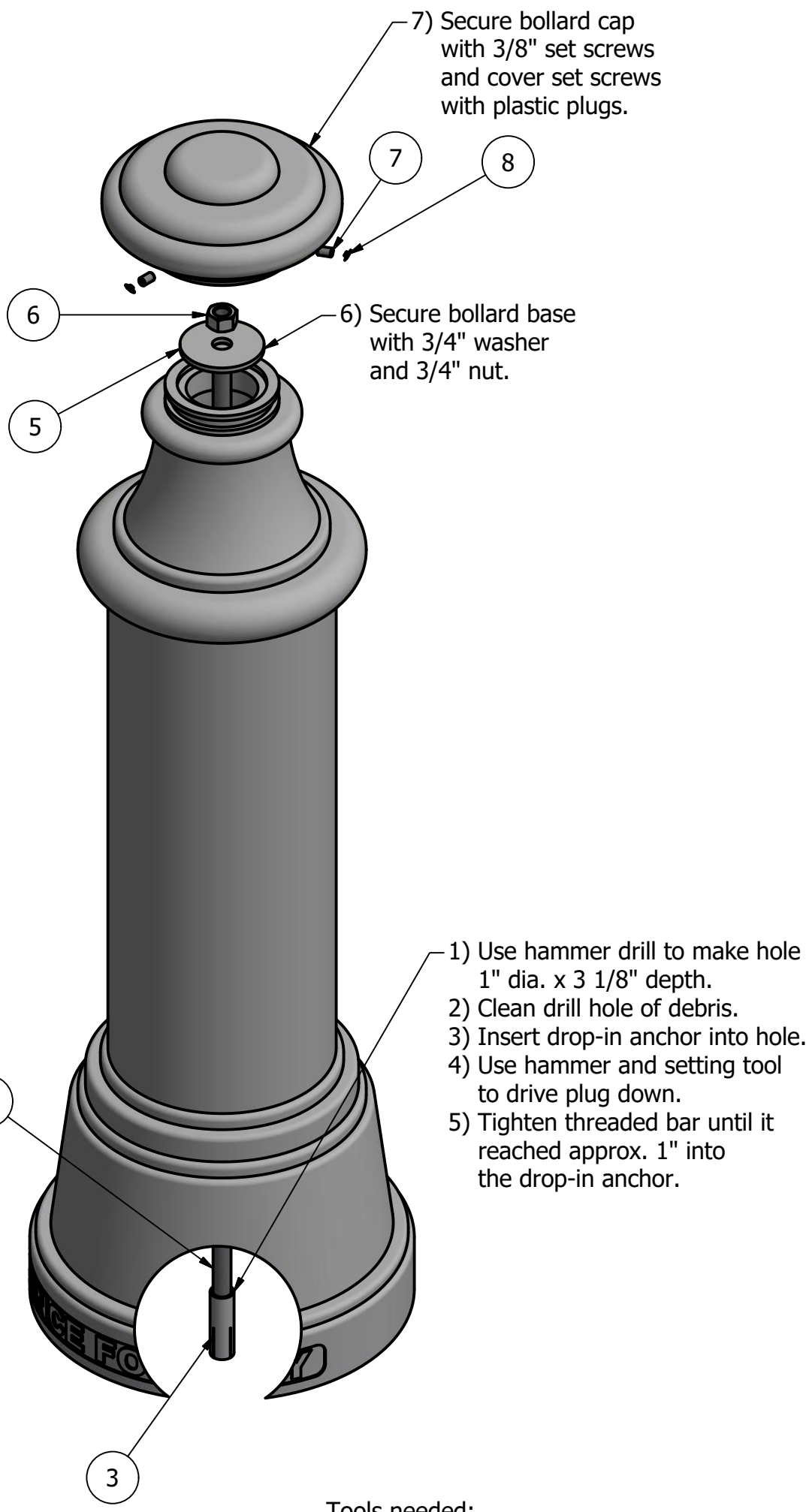
1

# Bollard R-7533



## Notes:

- 1) Bollard post is provided as shown. Concrete, foundation and/or installation ordered separately or provided by others.
- 2) Minimum foundation sizes depend on local soil conditions, weather conditions, and engineering requirements.
- 3) Dimensions provided herein is for reference only. Please consult Reliance Foundry sales professionals if any dimension is critical to your particular installation.
- 4) Reliance Foundry reserves the right to amend design and specifications without prior notice for product improvement.



## General Description:

The R-7533 Decorative Bollard is modelled after cannon barrels once used as boundary markers to demarcate newly conquered territories. R-7533 bollards are topped with a wide banded finial for simple but elegant stature. Made from versatile ductile iron, its wide body suits larger pipe reinforcement (up to 8" diameter) for better impact protection. Bollard surfaces are protected by a durable powder coating, available in 6 standard colors, to prevent wear and corrosion. Use as fixed, stand-alone bollards or cover impact-resistant security posts.

## Specifications:

Height: 49 3/4"  
Base Diameter: 16"  
Weight: 214 lbs ( Bollard Only )  
Material: Ductile Iron  
Max. Interior Security Post Size:  
8" x 36" (Diameter x Height)

## Finish Options:

⊙ Polyester Powdercoated

See Reliance Foundry's standard color options at:  
[www.reliance-foundry.com/bollard/colors-bollards](http://www.reliance-foundry.com/bollard/colors-bollards)

## Installation Options:

- Fixed - Anchor Casting in New Concrete (see sheet 2 of 9)
- ⊙ Fixed - Concrete Insert Anchor in Existing Concrete (see sheet 3 of 9)
- Fixed - Adhesive Anchor in Existing Concrete (see sheet 4 of 9)
- Fixed - Anchor Casting with Concrete Form (see sheet 5 of 9)
- Post Cover - New Post in New Concrete (see sheet 6 of 9)
- Post Cover - New Post in Existing Concrete (see sheet 7 of 9)
- Post Cover - Existing Post with Adhesive Anchor (see sheet 8 of 9)
- Post Cover - Existing Post with Concrete Anchor (see sheet 9 of 9)

For more information on bollard post installation, please visit:  
[www.reliance-foundry.com/bollard/installation-bollards](http://www.reliance-foundry.com/bollard/installation-bollards)

## Care and Maintenance:

Reliance's line of bollards are finished with a long-lasting powder-coating. Proper care and maintenance are required. Regularly-performed inspections and routine cleaning will ensure that a bollard retains its aesthetic appeal and does not become damaged by the elements.

See Reliance Foundry's maintenance guide at:  
[www.reliance-foundry.com/bollard/maintenance-bollards](http://www.reliance-foundry.com/bollard/maintenance-bollards)

**RELIANCE FOUNDRY**  
— SINCE 1925 —

Unit 207, 6450 - 148 Street, Surrey, BC V3S 7G7, Canada  
1-877-789-3245 info@reliance-foundry.com  
[www.reliance-foundry.com](http://www.reliance-foundry.com)

TITLE

**Bollard R-7533**

SIZE

**C**

DWG NO

**R7533**

REV

**C4**

NOT TO SCALE

SHEET 3 OF 9

## PARTS LIST

ITEM	QTY	PART NUMBER	DESCRIPTION	MATERIAL	WEIGHT
1	1	R7533B	R7533 Base	Ductile Iron Powder Coated	195 lbs
2	1	R7533C	R7533 Cap	Ductile Iron Powder Coated	19 lbs
3	1	Drop-in Concrete Insert 3/4"	Drop-in Concrete Insert 3/4" - requires 1" x 3 1/8" hole (dia. x depth)	Steel Plated	1/2 lbs
4	1	R7500BAR 3/4"	R7500 Threaded Bar 3/4" x 49"	Steel Plated	5 1/8 lbs
5	1	Washer 3/4" OD 3 1/2"	Washer 3/4" OD 3 1/2" Thick 1/4"	Steel Plated	5/8 lbs
6	1	Hex Nut 3/4"	Hex Nut 3/4" - requires 1 1/8" wrench	Steel Plated	1/8 lbs
7	3	Hexagon Socket Set Screw 3/8" x 5/8"	Hexagon Socket Set Screw 3/8" x 5/8" - requires 3/16" hex key	Stainless Steel	
8	3	Polyethylene Plug 3/8"	Polyethylene Plug 3/8"	LDPE Black	

COPYRIGHT RESERVED THIS PLAN DRAWING AND DESIGN ARE, AND AT ALL TIMES REMAIN, THE EXCLUSIVE PROPERTY OF RELIANCE FOUNDRY CO. LTD.

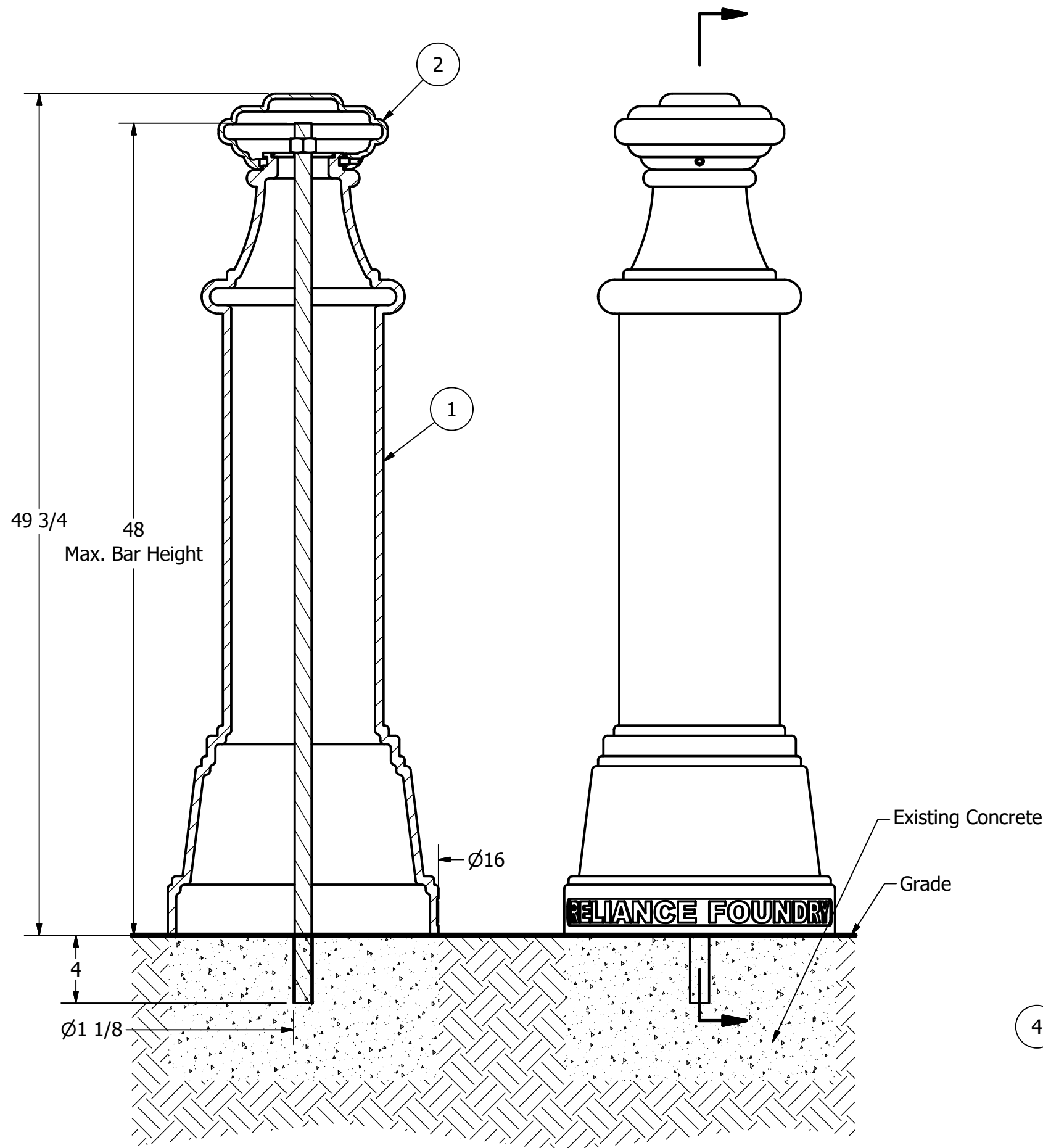
# Bollard R-7533

D

C

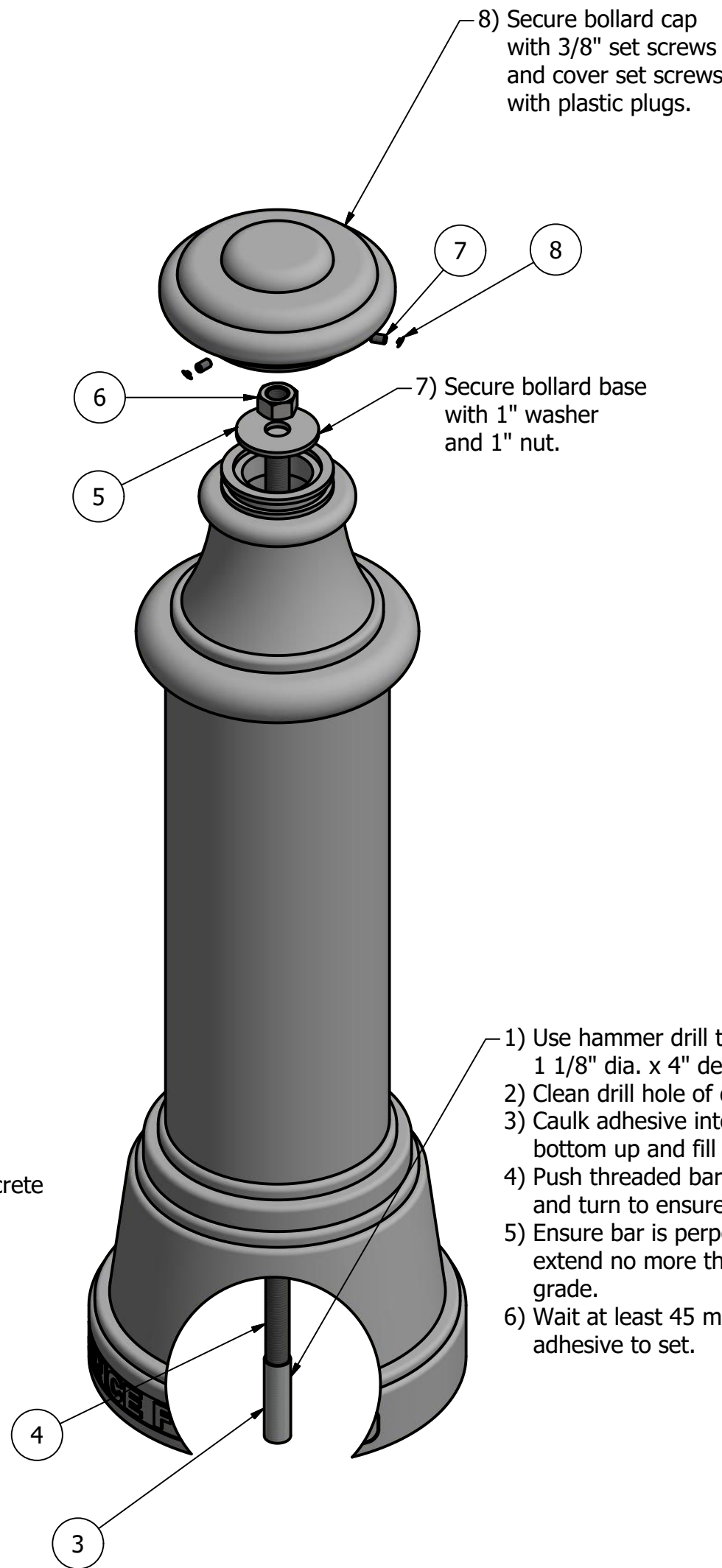
B

A



## Notes:

- 1) Bollard post is provided as shown. Concrete, foundation and/or installation ordered separately or provided by others.
- 2) Minimum foundation sizes depend on local soil conditions, weather conditions, and engineering requirements.
- 3) Dimensions provided herein is for reference only. Please consult Reliance Foundry sales professionals if any dimension is critical to your particular installation.
- 4) Reliance Foundry reserves the right to amend design and specifications without prior notice for product improvement.



## Tools needed:

- 1) Measuring tape
- 2) 1 1/2" wrench
- 3) 3/16" hex key
- 4) Hammer drill
- 5) 1 1/8" Masonry drill bit
- 6) Caulking gun and utility knife

## General Description:

The R-7533 Decorative Bollard is modelled after cannon barrels once used as boundary markers to demarcate newly conquered territories. R-7533 bollards are topped with a wide banded finial for simple but elegant stature. Made from versatile ductile iron, its wide body suits larger pipe reinforcement (up to 8" diameter) for better impact protection. Bollard surfaces are protected by a durable powder coating, available in 6 standard colors, to prevent wear and corrosion. Use as fixed, stand-alone bollards or cover impact-resistant security posts.

## Specifications:

Height: 49 3/4"  
Base Diameter: 16"  
Weight: 214 lbs ( Bollard Only )  
Material: Ductile Iron  
Max. Interior Security Post Size:  
8" x 36" (Diameter x Height)

## Finish Options:

- ⊙ Polyester Powdercoated

See Reliance Foundry's standard color options at:  
[www.reliance-foundry.com/bollard/colors-bollards](http://www.reliance-foundry.com/bollard/colors-bollards)

## Installation Options:

- Fixed - Anchor Casting in New Concrete (see sheet 2 of 9)
- Fixed - Concrete Insert Anchor in Existing Concrete (see sheet 3 of 9)
- ⊙ Fixed - Adhesive Anchor in Existing Concrete (see sheet 4 of 9)
- Fixed - Anchor Casting with Concrete Form (see sheet 5 of 9)
- Post Cover - New Post in New Concrete (see sheet 6 of 9)
- Post Cover - New Post in Existing Concrete (see sheet 7 of 9)
- Post Cover - Existing Post with Adhesive Anchor (see sheet 8 of 9)
- Post Cover - Existing Post with Concrete Anchor (see sheet 9 of 9)

For more information on bollard post installation, please visit:  
[www.reliance-foundry.com/bollard/installation-bollards](http://www.reliance-foundry.com/bollard/installation-bollards)

## Care and Maintenance:

Reliance's line of bollards are finished with a long-lasting powder-coating. Proper care and maintenance are required. Regularly-performed inspections and routine cleaning will ensure that a bollard retains its aesthetic appeal and does not become damaged by the elements.

See Reliance Foundry's maintenance guide at:  
[www.reliance-foundry.com/bollard/maintenance-bollards](http://www.reliance-foundry.com/bollard/maintenance-bollards)

**RELIANCE FOUNDRY**  
— SINCE 1925 —

Unit 207, 6450 - 148 Street, Surrey, BC V3S 7G7, Canada  
1-877-789-3245 info@reliance-foundry.com  
[www.reliance-foundry.com](http://www.reliance-foundry.com)

TITLE

**Bollard R-7533**

SIZE  
**C**

DWG NO  
**R7533**

REV  
**C4**

NOT TO SCALE

SHEET 4 OF 9

PARTS LIST					
ITEM	QTY	PART NUMBER	DESCRIPTION	MATERIAL	WEIGHT
1	1	R7533B	R7533 Base	Ductile Iron Powder Coated	195 lbs
2	1	R7533C	R7533 Cap	Ductile Iron Powder Coated	19 lbs
3	1	Adhesive Anchor	AC100+ Gold Adhesive Anchoring System	Vinylester Adhesive Mortar	5/8 lbs
4	1	R7500BAR 1"	R7500 Threaded Bar 1" x 52"	Steel Plated	9 5/8 lbs
5	1	Washer 1" OD 3 1/2"	Washer 1" OD 3 1/2" Thick 1/4"	Steel Plated	5/8 lbs
6	1	Hex Nut 1"	Hex Nut 1" - requires 1 1/2" wrench	Steel Plated	1/4 lbs
7	3	Hexagon Socket Set Screw 3/8" x 5/8"	Hexagon Socket Set Screw 3/8" x 5/8" - requires 3/16" hex key	Stainless Steel	
8	3	Polyethylene Plug 3/8"	Polyethylene Plug 3/8"	LDPE Black	

COPYRIGHT RESERVED THIS PLAN DRAWING AND DESIGN ARE, AND AT ALL TIMES REMAIN, THE EXCLUSIVE PROPERTY OF RELIANCE FOUNDRY CO. LTD.

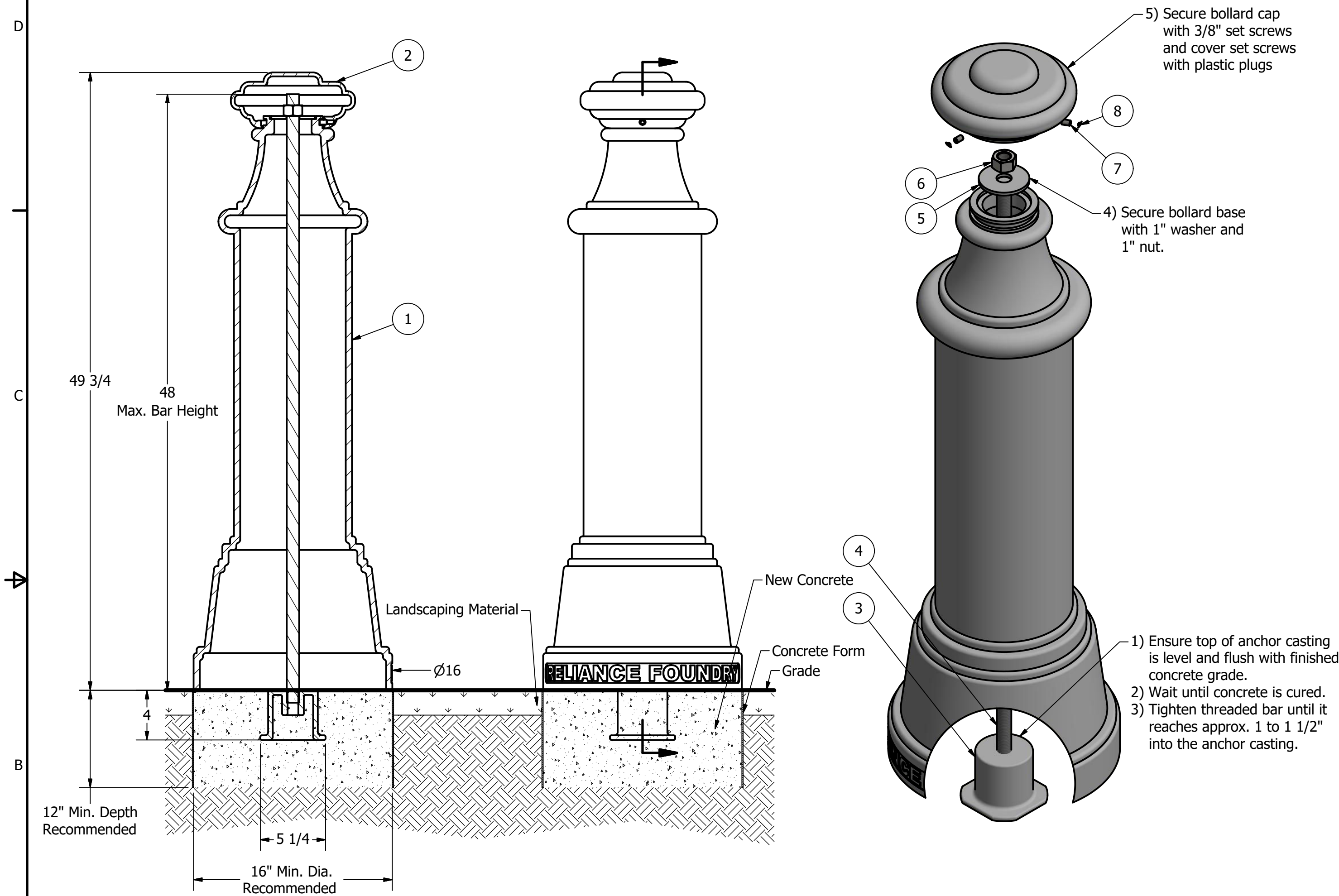
4

3

2

1

# Bollard R-7533



## Notes:

- 1) Bollard post is provided as shown. Concrete, foundation and/or installation ordered separately or provided by others.
- 2) Minimum foundation sizes depend on local soil conditions, weather conditions, and engineering requirements.
- 3) Dimensions provided herein is for reference only. Please consult Reliance Foundry sales professionals if any dimension is critical to your particular installation.
- 4) Reliance Foundry reserves the right to amend design and specifications without prior notice for product improvement.

## Tools needed:

- 1) Measuring tape
- 2) 1 1/2" wrench
- 3) 3/16" hex key

## General Description:

The R-7533 Decorative Bollard is modelled after cannon barrels once used as boundary markers to demarcate newly conquered territories. R-7533 bollards are topped with a wide banded finial for simple but elegant stature. Made from versatile ductile iron, its wide body suits larger pipe reinforcement (up to 8" diameter) for better impact protection. Bollard surfaces are protected by a durable powder coating, available in 6 standard colors, to prevent wear and corrosion. Use as fixed, stand-alone bollards or cover impact-resistant security posts.

## Specifications:

Height: 49 3/4"  
Base Diameter: 16"  
Weight: 214 lbs ( Bollard Only )  
Material: Ductile Iron  
Max. Interior Security Post Size:  
8" x 36" (Diameter x Height)

## Finish Options:

- ⊙ Polyester Powdercoated

See Reliance Foundry's standard color options at:  
[www.reliance-foundry.com/bollard/colors-bollards](http://www.reliance-foundry.com/bollard/colors-bollards)

## Installation Options:

- Fixed - Anchor Casting in New Concrete (see sheet 2 of 9)
- Fixed - Concrete Insert Anchor in Existing Concrete (see sheet 3 of 9)
- Fixed - Adhesive Anchor in Existing Concrete (see sheet 4 of 9)
- ⊙ Fixed - Anchor Casting with Concrete Form (see sheet 5 of 9)
- Post Cover - New Post in New Concrete (see sheet 6 of 9)
- Post Cover - New Post in Existing Concrete (see sheet 7 of 9)
- Post Cover - Existing Post with Adhesive Anchor (see sheet 8 of 9)
- Post Cover - Existing Post with Concrete Anchor (see sheet 9 of 9)

For more information on bollard post installation, please visit:  
[www.reliance-foundry.com/bollard/installation-bollards](http://www.reliance-foundry.com/bollard/installation-bollards)

## Care and Maintenance:

Reliance's line of bollards are finished with a long-lasting powder-coating. Proper care and maintenance are required. Regularly-performed inspections and routine cleaning will ensure that a bollard retains its aesthetic appeal and does not become damaged by the elements.

See Reliance Foundry's maintenance guide at:  
[www.reliance-foundry.com/bollard/maintenance-bollards](http://www.reliance-foundry.com/bollard/maintenance-bollards)

**RELIANCE FOUNDRY**  
— SINCE 1925 —

Unit 207, 6450 - 148 Street, Surrey, BC V3S 7G7, Canada  
1-877-789-3245 info@reliance-foundry.com  
[www.reliance-foundry.com](http://www.reliance-foundry.com)

## Bollard R-7533

SIZE	DWG NO	REV
C	R7533	C4

NOT TO SCALE SHEET 5 OF 9

## PARTS LIST

ITEM	QTY	PART NUMBER	DESCRIPTION	MATERIAL	WEIGHT
1	1	R7533B	R7533 Base	Ductile Iron Powder Coated	195 lbs
2	1	R7533C	R7533 Cap	Ductile Iron Powder Coated	19 lbs
3	1	R7500AN 1"	R7500 Anchor Casting 1"	Ductile Iron Hot Dip Galvanized	8 3/8 lbs
4	1	R7500BAR 1"	R7500 Threaded Bar 1" x 49"	Steel Plated	9 1/8 lbs
5	1	Washer 1" OD 3 1/2"	Washer 1" OD 3 1/2" Thick 1/4"	Steel Plated	5/8 lbs
6	1	Hex Nut 1"	Hex Nut 1" - requires 1 1/2" wrench	Steel Plated	1/4 lbs
7	3	Hexagon Socket Set Screw 3/8" x 5/8"	Hexagon Socket Set Screw 3/8" x 5/8" - requires 3/16" hex key	Stainless Steel	
8	3	Polyethylene Plug 3/8"	Polyethylene Plug 3/8"	LDPE Black	

COPYRIGHT RESERVED THIS PLAN DRAWING AND DESIGN ARE, AND AT ALL TIMES REMAIN, THE EXCLUSIVE PROPERTY OF RELIANCE FOUNDRY CO. LTD.

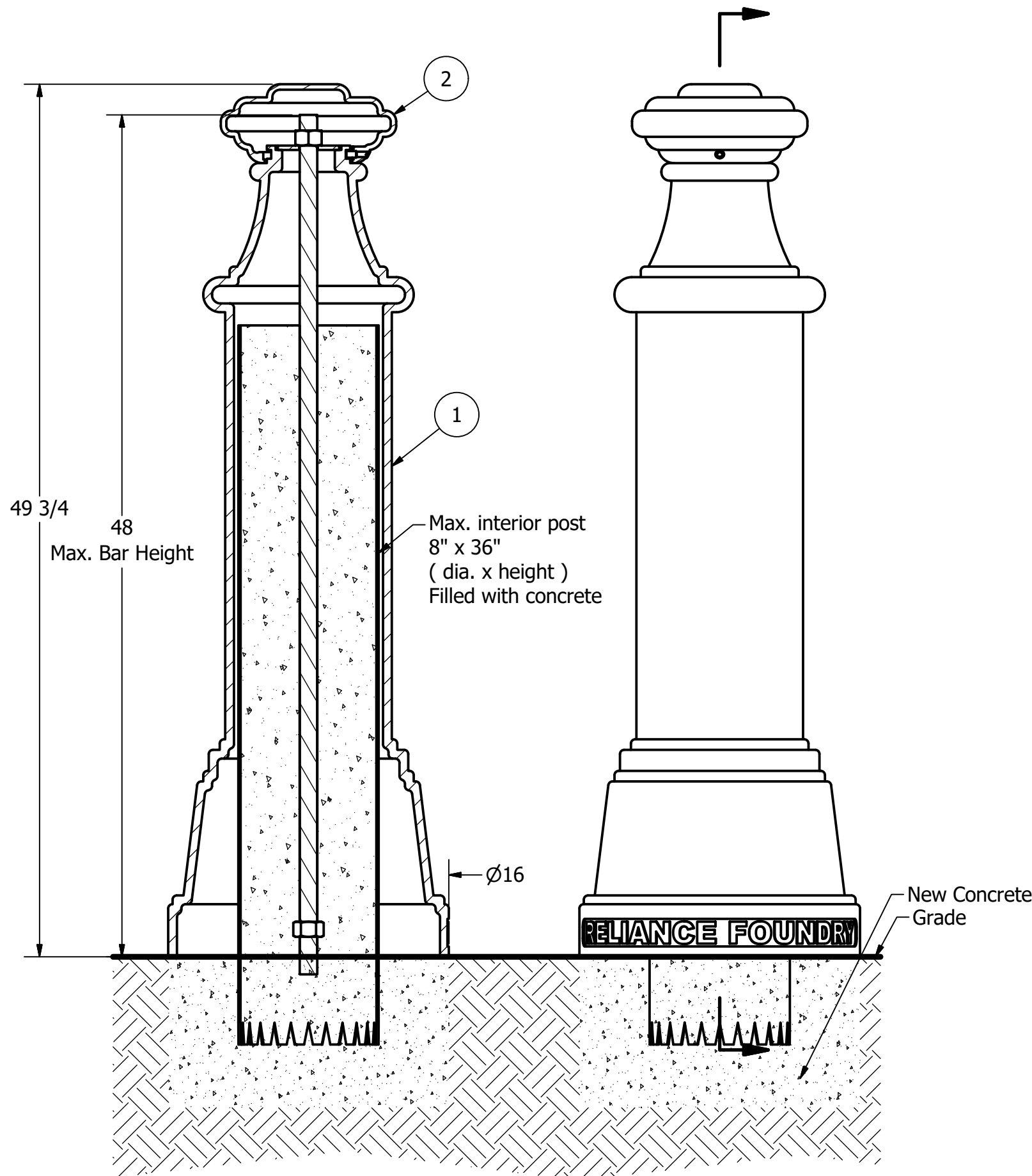
# Bollard R-7533

D

C

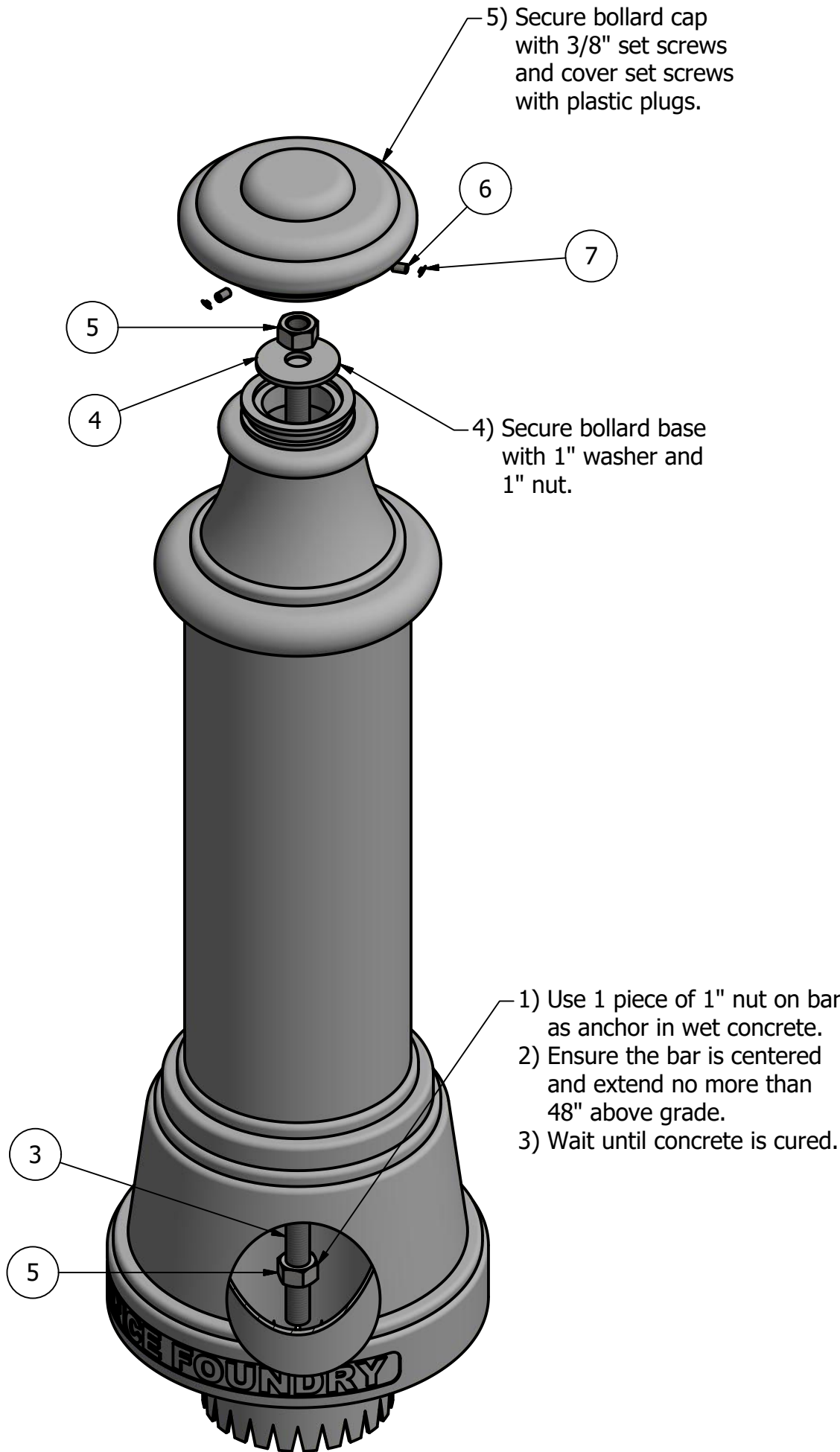
B

A



## Notes:

- 1) Bollard post is provided as shown. Concrete, foundation and/or installation ordered separately or provided by others.
- 2) Minimum foundation sizes depend on local soil conditions, weather conditions, and engineering requirements.
- 3) Dimensions provided herein is for reference only. Please consult Reliance Foundry sales professionals if any dimension is critical to your particular installation.
- 4) Reliance Foundry reserves the right to amend design and specifications without prior notice for product improvement.



- Tools needed:
- 1) Measuring tape
  - 2) 1 1/2" wrench
  - 3) 3/16" hex key

## General Description:

The R-7533 Decorative Bollard is modelled after cannon barrels once used as boundary markers to demarcate newly conquered territories. R-7533 bollards are topped with a wide banded finial for simple but elegant stature. Made from versatile ductile iron, its wide body suits larger pipe reinforcement (up to 8" diameter) for better impact protection. Bollard surfaces are protected by a durable powder coating, available in 6 standard colors, to prevent wear and corrosion. Use as fixed, stand-alone bollards or cover impact-resistant security posts.

## Specifications:

Height: 49 3/4"  
Base Diameter: 16"  
Weight: 214 lbs ( Bollard Only )  
Material: Ductile Iron  
Max. Interior Security Post Size:  
8" x 36" (Diameter x Height)

## Finish Options:

- ⊙ Polyester Powdercoated

See Reliance Foundry's standard color options at:  
[www.reliance-foundry.com/bollard/colors-bollards](http://www.reliance-foundry.com/bollard/colors-bollards)

## Installation Options:

- Fixed - Anchor Casting in New Concrete (see sheet 2 of 9)
- Fixed - Concrete Insert Anchor in Existing Concrete (see sheet 3 of 9)
- Fixed - Adhesive Anchor in Existing Concrete (see sheet 4 of 9)
- Fixed - Anchor Casting with Concrete Form (see sheet 5 of 9)
- ⊙ Post Cover - New Post in New Concrete (see sheet 6 of 9)
- Post Cover - New Post in Existing Concrete (see sheet 7 of 9)
- Post Cover - Existing Post with Adhesive Anchor (see sheet 8 of 9)
- Post Cover - Existing Post with Concrete Anchor (see sheet 9 of 9)

For more information on bollard post installation, please visit:  
[www.reliance-foundry.com/bollard/installation-bollards](http://www.reliance-foundry.com/bollard/installation-bollards)

## Care and Maintenance:

Reliance's line of bollards are finished with a long-lasting powder-coating. Proper care and maintenance are required. Regularly-performed inspections and routine cleaning will ensure that a bollard retains its aesthetic appeal and does not become damaged by the elements.

See Reliance Foundry's maintenance guide at:  
[www.reliance-foundry.com/bollard/maintenance-bollards](http://www.reliance-foundry.com/bollard/maintenance-bollards)

**RELIANCE FOUNDRY**  
— SINCE 1925 —

Unit 207, 6450 - 148 Street, Surrey, BC V3S 7G7, Canada  
1-877-789-3245 info@reliance-foundry.com  
[www.reliance-foundry.com](http://www.reliance-foundry.com)

TITLE

**Bollard R-7533**

SIZE

**C**

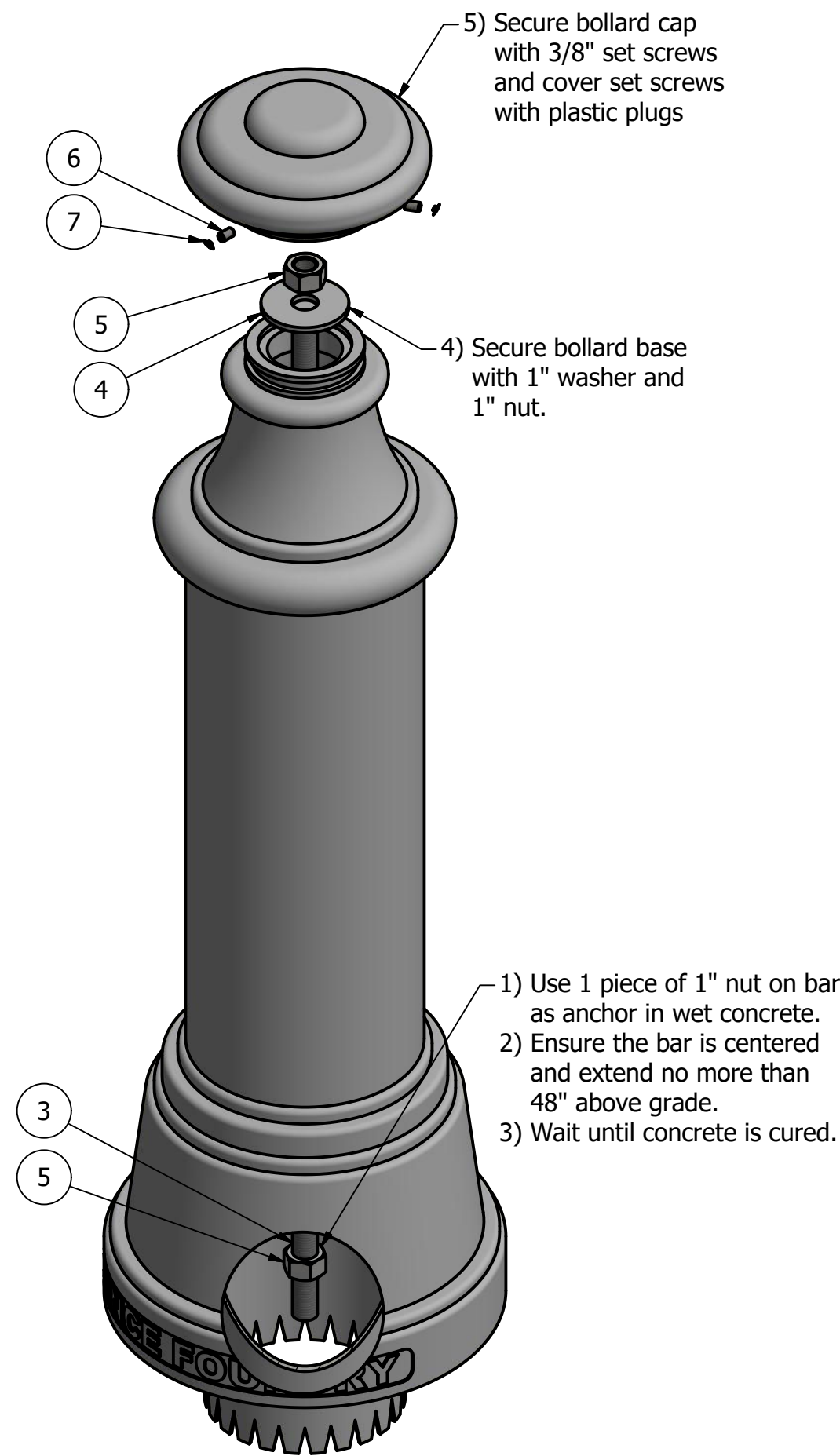
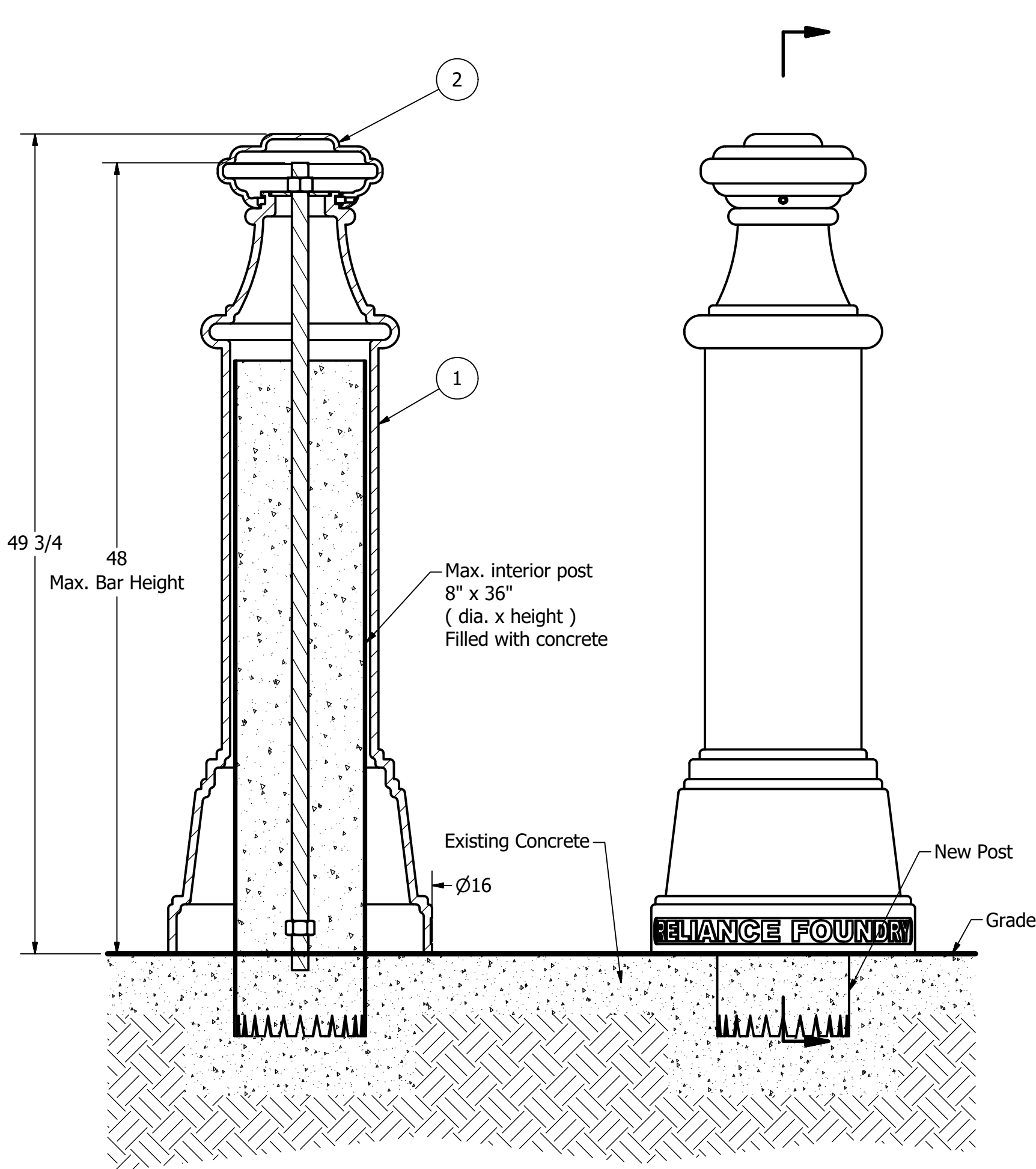
DWG NO

**R7533**

REV

**C4**

# Bollard R-7533



## General Description:

The R-7533 Decorative Bollard is modelled after cannon barrels once used as boundary markers to demarcate newly conquered territories. R-7533 bollards are topped with a wide banded finial for simple but elegant stature. Made from versatile ductile iron, its wide body suits larger pipe reinforcement (up to 8" diameter) for better impact protection. Bollard surfaces are protected by a durable powder coating, available in 6 standard colors, to prevent wear and corrosion. Use as fixed, stand-alone bollards or cover impact-resistant security posts.

## Specifications:

Height: 49 3/4"  
Base Diameter: 16"  
Weight: 214 lbs ( Bollard Only )  
Material: Ductile Iron  
Max. Interior Security Post Size:  
8" x 36" (Diameter x Height)

## Finish Options:

⊙ Polyester Powdercoated

See Reliance Foundry's standard color options at:  
[www.reliance-foundry.com/bollard/colors-bollards](http://www.reliance-foundry.com/bollard/colors-bollards)

## Installation Options:

- Fixed - Anchor Casting in New Concrete (see sheet 2 of 9)
- Fixed - Concrete Insert Anchor in Existing Concrete (see sheet 3 of 9)
- Fixed - Adhesive Anchor in Existing Concrete (see sheet 4 of 9)
- Fixed - Anchor Casting with Concrete Form (see sheet 5 of 9)
- Post Cover - New Post in New Concrete (see sheet 6 of 9)
- ⊙ Post Cover - New Post in Existing Concrete (see sheet 7 of 9)
- Post Cover - Existing Post with Adhesive Anchor (see sheet 8 of 9)
- Post Cover - Existing Post with Concrete Anchor (see sheet 9 of 9)

For more information on bollard post installation, please visit:  
[www.reliance-foundry.com/bollard/installation-bollards](http://www.reliance-foundry.com/bollard/installation-bollards)

## Care and Maintenance:

Reliance's line of bollards are finished with a long-lasting powder-coating. Proper care and maintenance are required. Regularly-performed inspections and routine cleaning will ensure that a bollard retains its aesthetic appeal and does not become damaged by the elements.

See Reliance Foundry's maintenance guide at:  
[www.reliance-foundry.com/bollard/maintenance-bollards](http://www.reliance-foundry.com/bollard/maintenance-bollards)

### Notes:

- 1) Bollard post is provided as shown. Concrete, foundation and/or installation ordered separately or provided by others.
- 2) Minimum foundation sizes depend on local soil conditions, weather conditions, and engineering requirements.
- 3) Dimensions provided herein is for reference only. Please consult Reliance Foundry sales professionals if any dimension is critical to your particular installation.
- 4) Reliance Foundry reserves the right to amend design and specifications without prior notice for product improvement.

### Tools needed:

- 1) Measuring tape
- 2) 1 1/2" wrench
- 3) 3/16" hex key

### PARTS LIST

ITEM	QTY	PART NUMBER	DESCRIPTION	MATERIAL	WEIGHT
1	1	R7533B	R7533 Base	Ductile Iron Powder Coated	195 lbs
2	1	R7533C	R7533 Cap	Ductile Iron Powder Coated	19 lbs
3	1	R7500BAR 1"	R7500 Threaded Bar 1" x 49"	Steel Plated	9 1/8 lbs
4	1	Washer 1" OD 3 1/2"	Washer 1" OD 3 1/2" Thick 1/4"	Steel Plated	5/8 lbs
5	2	Hex Nut 1"	Hex Nut 1" - requires 1 1/2" wrench	Steel Plated	1/4 lbs
6	3	Hexagon Socket Set Screw 3/8" x 5/8"	Hexagon Socket Set Screw 3/8" x 5/8" - requires 3/16" hex key	Stainless Steel	
7	3	Polyethylene Plug 3/8"	Polyethylene Plug 3/8"	LDPE Black	

COPYRIGHT RESERVED THIS PLAN DRAWING AND DESIGN ARE, AND AT ALL TIMES REMAIN, THE EXCLUSIVE PROPERTY OF RELIANCE FOUNDRY CO. LTD.

**RELIANCE FOUNDRY**  
— SINCE 1925 —

Unit 207, 6450 - 148 Street, Surrey, BC V3S 7G7, Canada  
1-877-789-3245 info@reliance-foundry.com  
[www.reliance-foundry.com](http://www.reliance-foundry.com)

TITLE

**Bollard R-7533**

SIZE

**C**

DWG NO

**R7533**

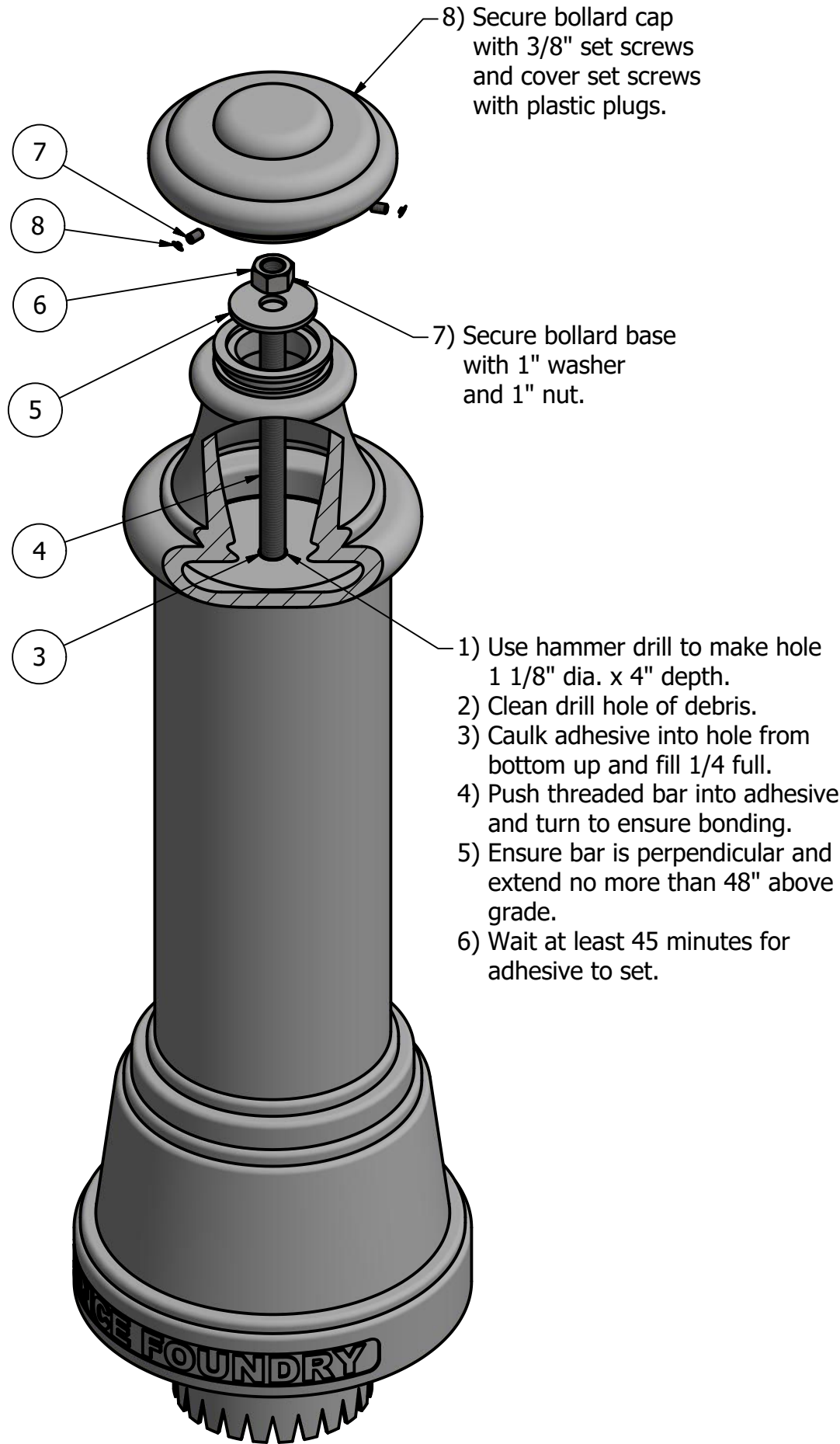
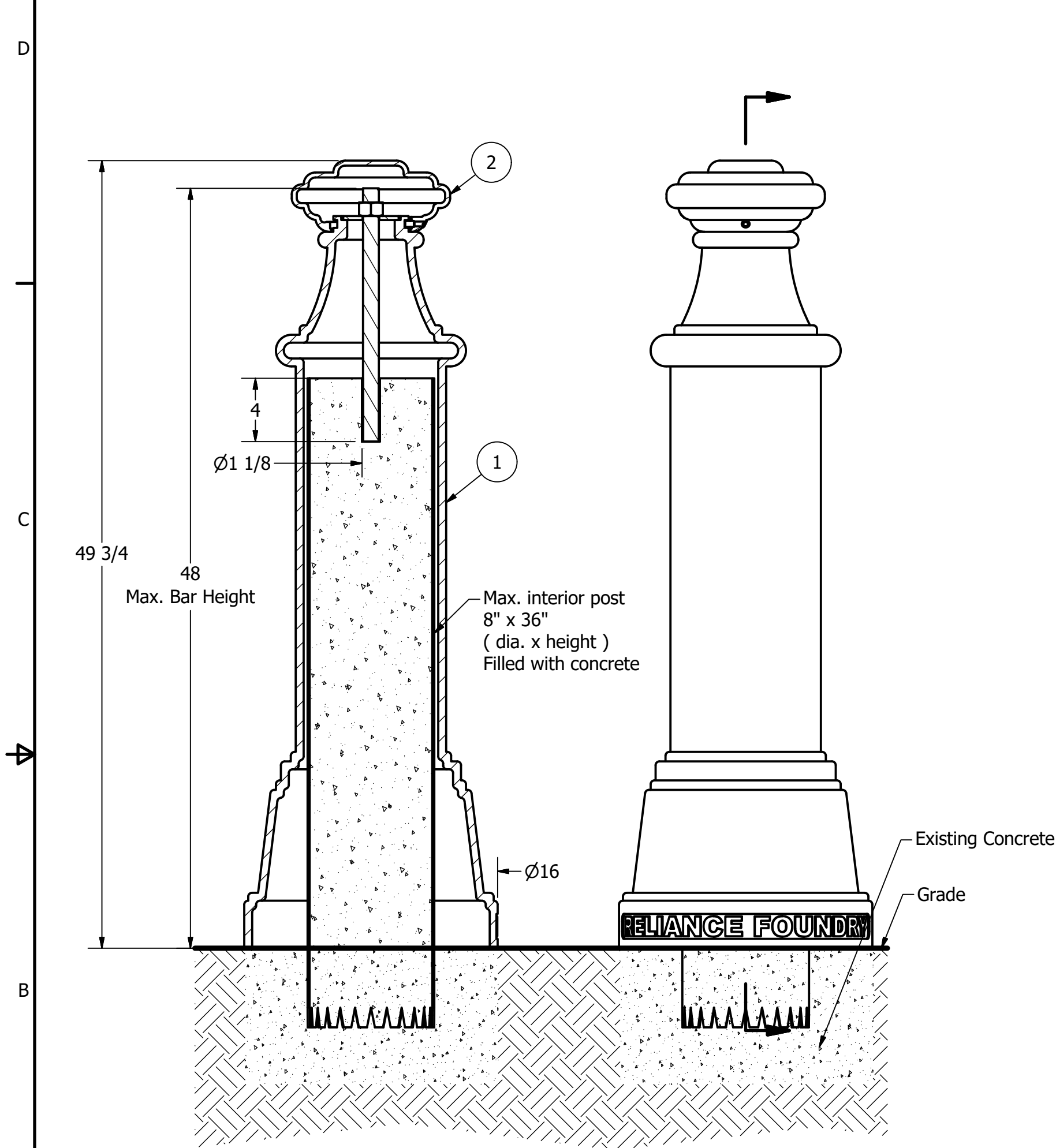
REV

**C4**

NOT TO SCALE

SHEET 7 OF 9

# Bollard R-7533



## General Description:

The R-7533 Decorative Bollard is modelled after cannon barrels once used as boundary markers to demarcate newly conquered territories. R-7533 bollards are topped with a wide banded finial for simple but elegant stature. Made from versatile ductile iron, its wide body suits larger pipe reinforcement (up to 8" diameter) for better impact protection. Bollard surfaces are protected by a durable powder coating, available in 6 standard colors, to prevent wear and corrosion. Use as fixed, stand-alone bollards or cover impact-resistant security posts.

## Specifications:

Height: 49 3/4"  
Base Diameter: 16"  
Weight: 214 lbs ( Bollard Only )  
Material: Ductile Iron  
Max. Interior Security Post Size:  
8" x 36" (Diameter x Height)

## Finish Options:

⊙ Polyester Powdercoated

See Reliance Foundry's standard color options at:  
[www.reliance-foundry.com/bollard/colors-bollards](http://www.reliance-foundry.com/bollard/colors-bollards)

## Installation Options:

- Fixed - Anchor Casting in New Concrete (see sheet 2 of 9)
- Fixed - Concrete Insert Anchor in Existing Concrete (see sheet 3 of 9)
- Fixed - Adhesive Anchor in Existing Concrete (see sheet 4 of 9)
- Fixed - Anchor Casting with Concrete Form (see sheet 5 of 9)
- Post Cover - New Post in New Concrete (see sheet 6 of 9)
- Post Cover - New Post in Existing Concrete (see sheet 7 of 9)
- ⊙ Post Cover - Existing Post with Adhesive Anchor (see sheet 8 of 9)
- Post Cover - Existing Post with Concrete Anchor (see sheet 9 of 9)

For more information on bollard post installation, please visit:  
[www.reliance-foundry.com/bollard/installation-bollards](http://www.reliance-foundry.com/bollard/installation-bollards)

## Care and Maintenance:

Reliance's line of bollards are finished with a long-lasting powder-coating. Proper care and maintenance are required. Regularly-performed inspections and routine cleaning will ensure that a bollard retains its aesthetic appeal and does not become damaged by the elements.

See Reliance Foundry's maintenance guide at:  
[www.reliance-foundry.com/bollard/maintenance-bollards](http://www.reliance-foundry.com/bollard/maintenance-bollards)

### Notes:

- 1) Bollard post is provided as shown. Concrete, foundation and/or installation ordered separately or provided by others.
- 2) Minimum foundation sizes depend on local soil conditions, weather conditions, and engineering requirements.
- 3) Dimensions provided herein is for reference only. Please consult Reliance Foundry sales professionals if any dimension is critical to your particular installation.
- 4) Reliance Foundry reserves the right to amend design and specifications without prior notice for product improvement.

- Tools needed:
- 1) Measuring tape
  - 2) 1 1/2" wrench
  - 3) 3/16" hex key
  - 4) Hammer drill
  - 5) 1 1/8" Masonry drill bit
  - 6) Caulking gun and utility knife

### PARTS LIST

ITEM	QTY	PART NUMBER	DESCRIPTION	MATERIAL	WEIGHT
1	1	R7533B	R7533 Base	Ductile Iron Powder Coated	195 lbs
2	1	R7533C	R7533 Cap	Ductile Iron Powder Coated	19 lbs
3	1	Adhesive Anchor	AC100+ Gold Adhesive Anchoring System	Vinylester Adhesive Mortar	5/8 lbs
4	1	R7500BAR 1"	R7500 Threaded Bar 1" Custom Order Length	Steel Plated	TBD
5	1	Washer 1" OD 3 1/2"	Washer 1" OD 3 1/2" Thick 1/4"	Steel Plated	5/8 lbs
6	1	Hex Nut 1"	Hex Nut 1" - requires 1 1/2" wrench	Steel Plated	1/4 lbs
7	3	Hexagon Socket Set Screw 3/8" x 5/8"	Hexagon Socket Set Screw 3/8" x 5/8" - requires 3/16" hex key	Stainless Steel	
8	3	Polyethylene Plug 3/8"	Polyethylene Plug 3/8"	LDPE Black	

COPYRIGHT RESERVED THIS PLAN DRAWING AND DESIGN ARE, AND AT ALL TIMES REMAIN, THE EXCLUSIVE PROPERTY OF RELIANCE FOUNDRY CO. LTD.

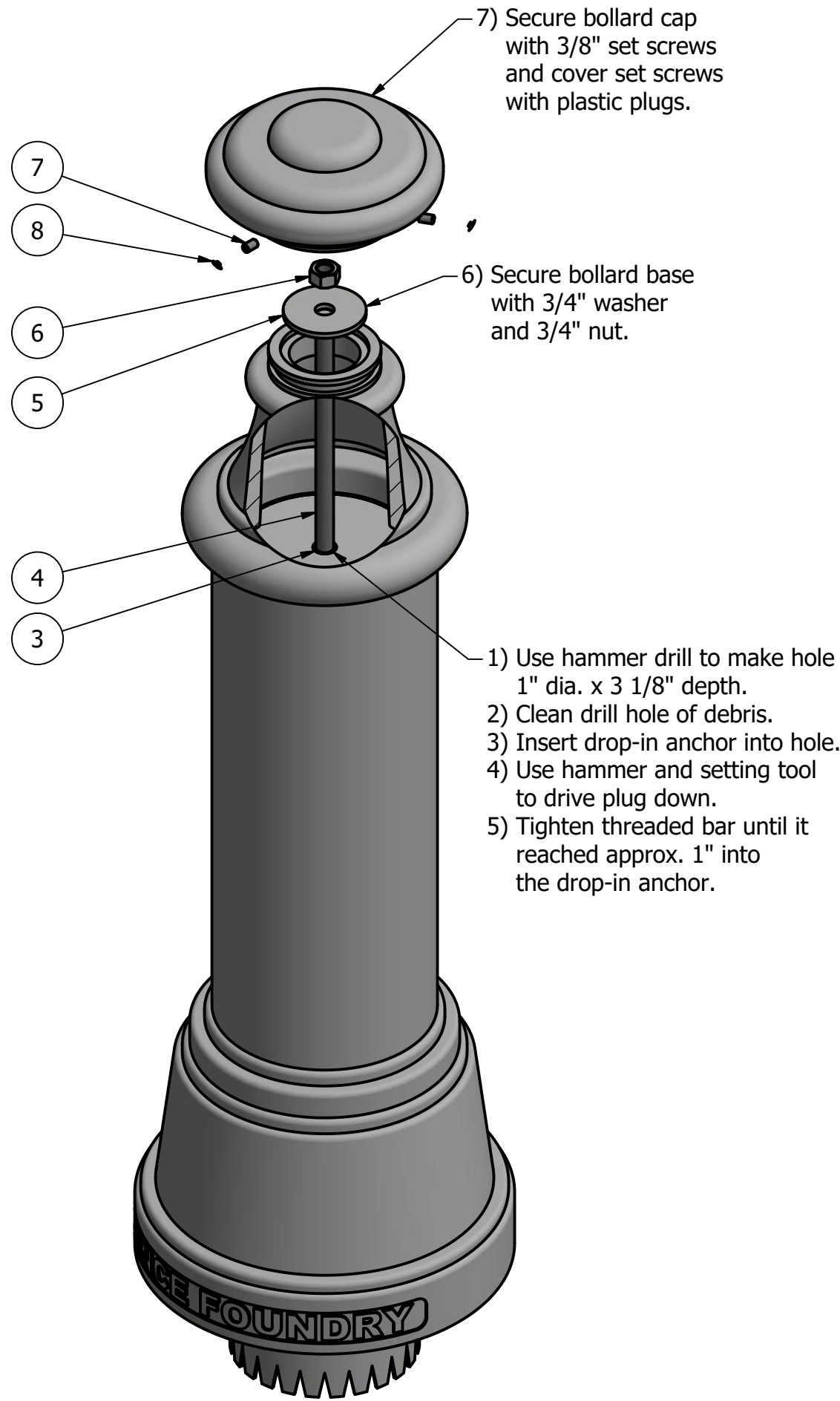
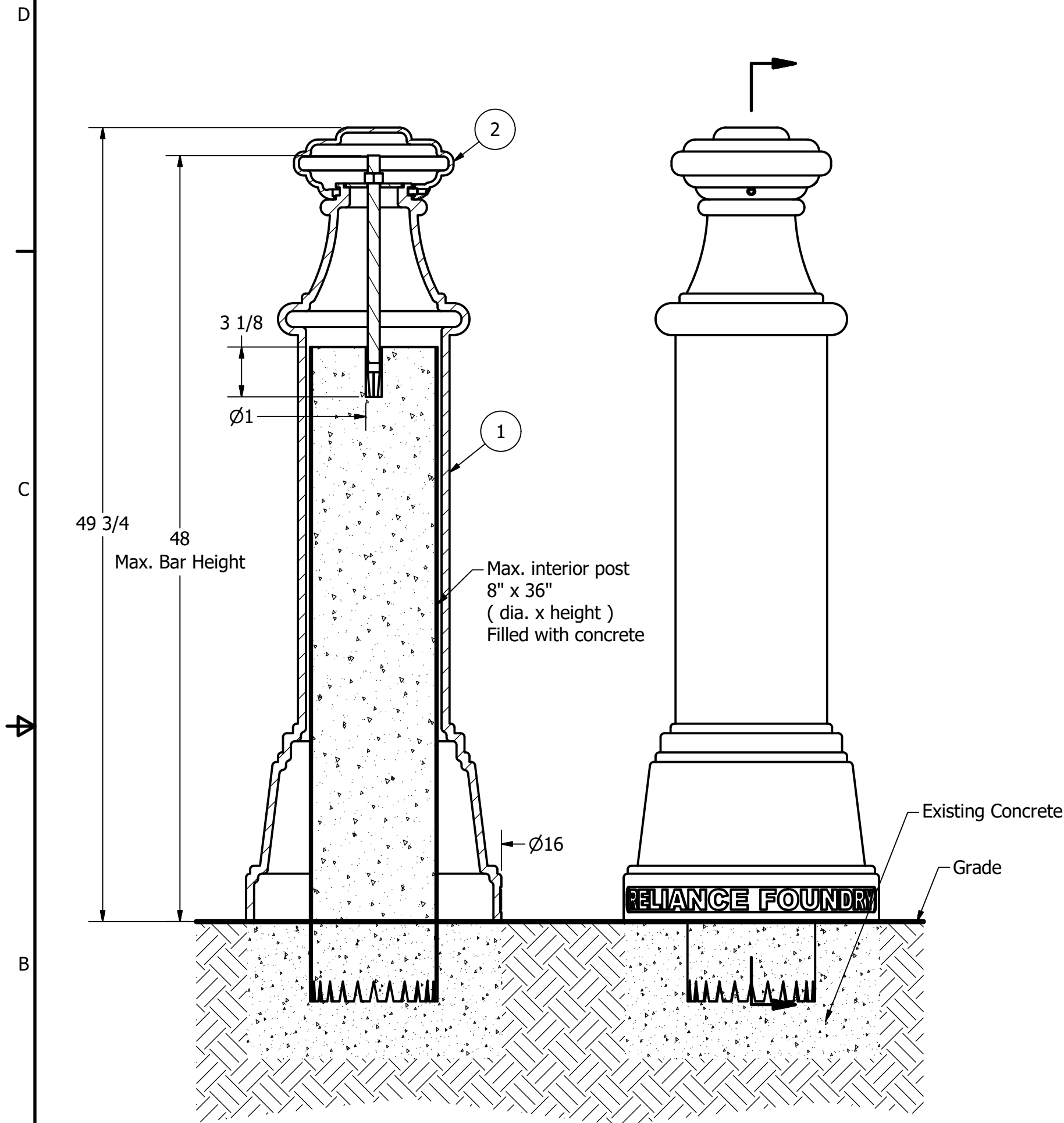
**RELIANCE FOUNDRY**  
— SINCE 1925 —

Unit 207, 6450 - 148 Street, Surrey, BC V3S 7G7, Canada  
1-877-789-3245 info@reliance-foundry.com  
[www.reliance-foundry.com](http://www.reliance-foundry.com)

TITLE			
Bollard R-7533			
SIZE		DWG NO	REV
C		R7533	C4

NOT TO SCALE SHEET 8 OF 9

# Bollard R-7533



## General Description:

The R-7533 Decorative Bollard is modelled after cannon barrels once used as boundary markers to demarcate newly conquered territories. R-7533 bollards are topped with a wide banded finial for simple but elegant stature. Made from versatile ductile iron, its wide body suits larger pipe reinforcement (up to 8" diameter) for better impact protection. Bollard surfaces are protected by a durable powder coating, available in 6 standard colors, to prevent wear and corrosion. Use as fixed, stand-alone bollards or cover impact-resistant security posts.

## Specifications:

Height: 49 3/4"  
Base Diameter: 16"  
Weight: 214 lbs ( Bollard Only )  
Material: Ductile Iron  
Max. Interior Security Post Size:  
8" x 36" (Diameter x Height)

## Finish Options:

⊙ Polyester Powdercoated

See Reliance Foundry's standard color options at:  
[www.reliance-foundry.com/bollard/colors-bollards](http://www.reliance-foundry.com/bollard/colors-bollards)

## Installation Options:

- Fixed - Anchor Casting in New Concrete (see sheet 2 of 9)
- Fixed - Concrete Insert Anchor in Existing Concrete (see sheet 3 of 9)
- Fixed - Adhesive Anchor in Existing Concrete (see sheet 4 of 9)
- Fixed - Anchor Casting with Concrete Form (see sheet 5 of 9)
- Post Cover - New Post in New Concrete (see sheet 6 of 9)
- Post Cover - New Post in Existing Concrete (see sheet 7 of 9)
- Post Cover - Existing Post with Adhesive Anchor (see sheet 8 of 9)
- ⊙ Post Cover - Existing Post with Concrete Anchor (see sheet 9 of 9)

For more information on bollard post installation, please visit:  
[www.reliance-foundry.com/bollard/installation-bollards](http://www.reliance-foundry.com/bollard/installation-bollards)

## Care and Maintenance:

Reliance's line of bollards are finished with a long-lasting powder-coating. Proper care and maintenance are required. Regularly-performed inspections and routine cleaning will ensure that a bollard retains its aesthetic appeal and does not become damaged by the elements.

See Reliance Foundry's maintenance guide at:  
[www.reliance-foundry.com/bollard/maintenance-bollards](http://www.reliance-foundry.com/bollard/maintenance-bollards)

### Notes:

- 1) Bollard post is provided as shown. Concrete, foundation and/or installation ordered separately or provided by others.
- 2) Minimum foundation sizes depend on local soil conditions, weather conditions, and engineering requirements.
- 3) Dimensions provided herein is for reference only. Please consult Reliance Foundry sales professionals if any dimension is critical to your particular installation.
- 4) Reliance Foundry reserves the right to amend design and specifications without prior notice for product improvement.

- Tools needed:
- 1) Measuring tape
  - 2) 1 1/8" wrench
  - 3) 3/16" hex key
  - 4) Hammer drill
  - 5) 1" Masonry drill bit
  - 6) Hammer
  - 7) Drop-in concrete insert setting tool

### PARTS LIST

ITEM	QTY	PART NUMBER	DESCRIPTION	MATERIAL	WEIGHT
1	1	R7533B	R7533 Base	Ductile Iron Powder Coated	195 lbs
2	1	R7533C	R7533 Cap	Ductile Iron Powder Coated	19 lbs
3	1	Drop-in Concrete Insert 3/4"	Drop-in Concrete Insert 3/4" - requires 1" x 3 1/8" hole (dia. x depth)	Steel Plated	1/2 lbs
4	1	R7500BAR 3/4"	R7500 Threaded Bar 3/4" Custom Order Length	Steel Plated	TBD
5	1	Washer 3/4" OD 3 1/2"	Washer 3/4" OD 3 1/2" Thick 1/4"	Steel Plated	5/8 lbs
6	1	Hex Nut 3/4"	Hex Nut 3/4" - requires 1 1/8" wrench	Steel Plated	1/8 lbs
7	3	Hexagon Socket Set Screw 3/8" x 5/8"	Hexagon Socket Set Screw 3/8" x 5/8" - requires 3/16" hex key	Stainless Steel	
8	3	Polyethylene Plug 3/8"	Polyethylene Plug 3/8"	LDPE Black	

COPYRIGHT RESERVED THIS PLAN DRAWING AND DESIGN ARE, AND AT ALL TIMES REMAIN, THE EXCLUSIVE PROPERTY OF RELIANCE FOUNDRY CO. LTD.

**RELIANCE FOUNDRY**  
— SINCE 1925 —

Unit 207, 6450 - 148 Street, Surrey, BC V3S 7G7, Canada  
1-877-789-3245 info@reliance-foundry.com  
[www.reliance-foundry.com](http://www.reliance-foundry.com)

TITLE

**Bollard R-7533**

SIZE

**C**

DWG NO

**R7533**

REV

**C4**

NOT TO SCALE

SHEET 9 OF 9