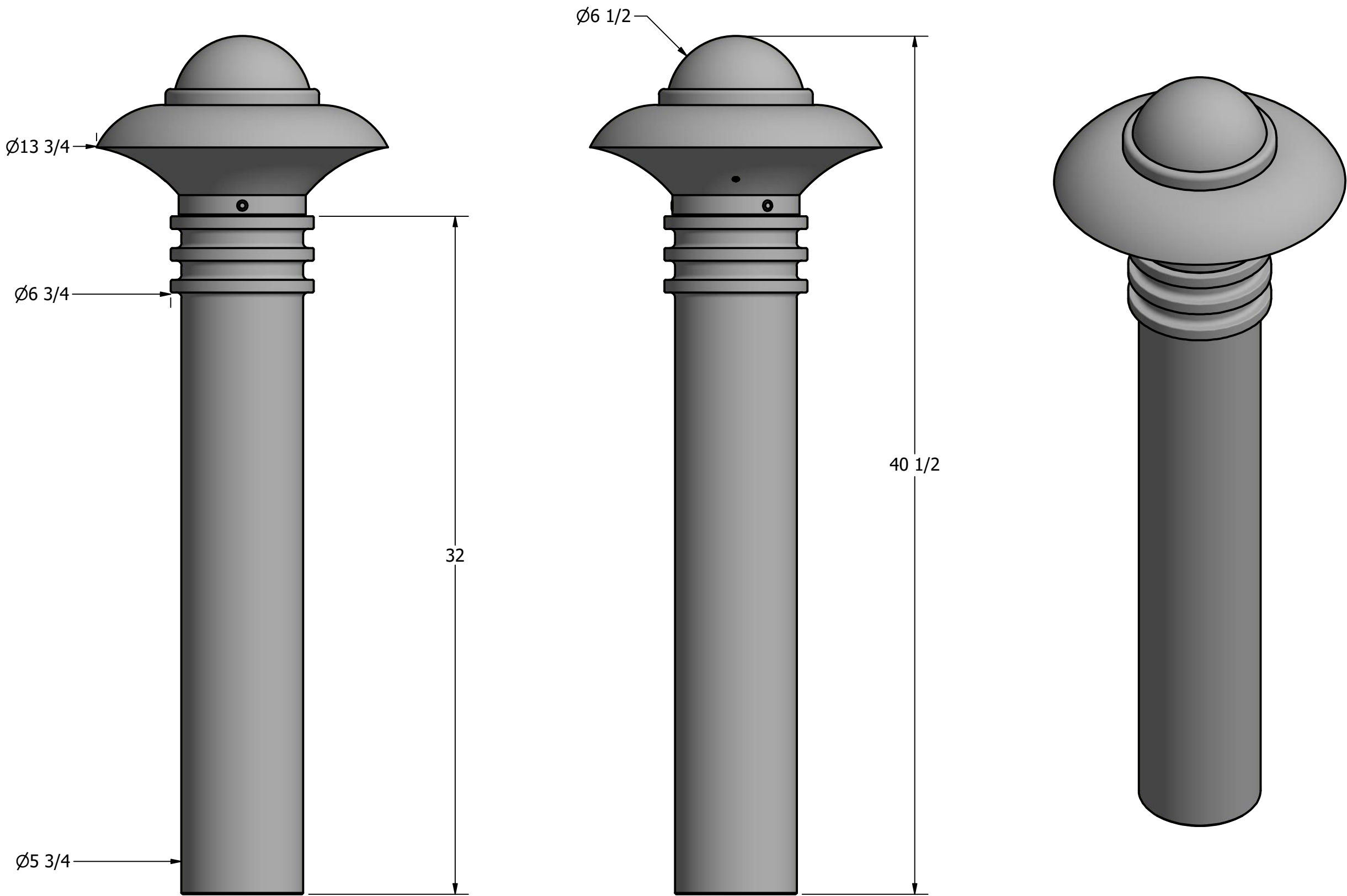
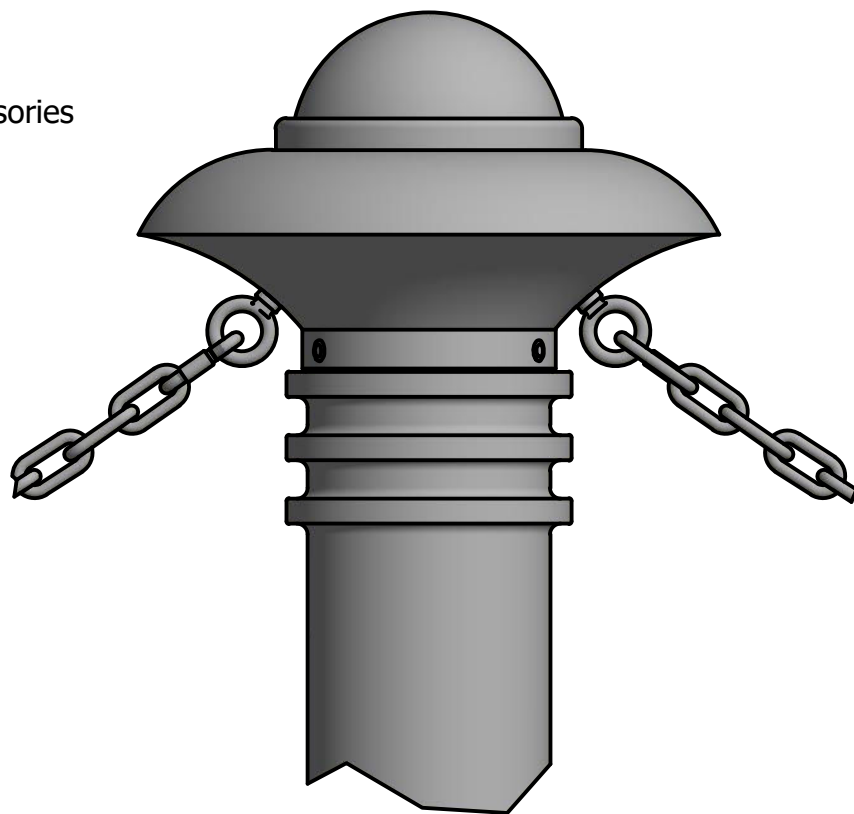


Bollard R-7572



Installation Sample
with 5/16" Chain Accessories



Bollard Chain Eye 3/8"
(Powder Coated)



Quick Link Connector 5/16"
(Powder Coated)



Bollard Chain 5/16"
(Powder Coated)

Optional Accessories:

- Chain Eye
- Quick link
- Chain (5/16")
- Padlock, Brass (1 3/4")
- Padlock, Stainless Steel (2")

See Reliance Foundry's optional accessories at:
www.reliance-foundry.com/bollard/accessories-bollards

General Description:

The R-7572 Decorative Bollard offers a clean, simple design suitable for any location. Made from resilient carbon steel, R-7572 bollards feature decorative annular rings and a domed top casting. Bollard surfaces are protected by a durable powder coating, available in 6 standard colors, to prevent wear and corrosion. Use as fixed, stand-alone bollards or cover impact-resistant security posts. Removable mountings are available.

Specifications:

Height: 40 1/2"
Base Diameter: 5 3/4"
Weight: 72 lbs (Bollard Only)
Material: Ductile Iron
Max. Interior Security Post Size:
4 1/2" x 31" (Diameter x Height)

Finish Options:

○ Polyester Powdercoated

See Reliance Foundry's standard color options at:
www.reliance-foundry.com/bollard/colors-bollards

Installation Options:

- Fixed - Anchor Casting in New Concrete (see sheet 2 of 12)
- Fixed - Concrete Insert Anchor in Existing Concrete (see sheet 3 of 12)
- Fixed - Adhesive Anchor in Existing Concrete (see sheet 4 of 12)
- Fixed - Anchor Casting with Concrete Form (see sheet 5 of 12)
- Post Cover - New Post in New Concrete (see sheet 6 of 12)
- Post Cover - New Post in Existing Concrete (see sheet 7 of 12)
- Post Cover - Existing Post with Adhesive Anchor (see sheet 8 of 12)
- Post Cover - Existing Post with Concrete Anchor (see sheet 9 of 12)
- Removable - Anchor Casting in New Concrete (see sheet 10 of 12)
- Removable - Concrete Insert Anchor in Existing Concrete (see sheet 11 of 12)
- Removable - Premium Retractable in New Concrete (see sheet 12 of 12)

For more information on bollard post installation, please visit:
www.reliance-foundry.com/bollard/installation-bollards

Care and Maintenance:

Reliance's line of bollards are finished with a long-lasting powder-coating. Proper care and maintenance are required. Regularly-performed inspections and routine cleaning will ensure that a bollard retains its aesthetic appeal and does not become damaged by the elements.

See Reliance Foundry's maintenance guide at:
www.reliance-foundry.com/bollard/maintenance-bollards

RELIANCE FOUNDRY
— SINCE 1925 —

Unit 207, 6450 - 148 Street, Surrey, BC V3S 7G7, Canada
1-877-789-3245 info@reliance-foundry.com
www.reliance-foundry.com

TITLE

Bollard R-7572

SIZE

C

DWG NO

R7572

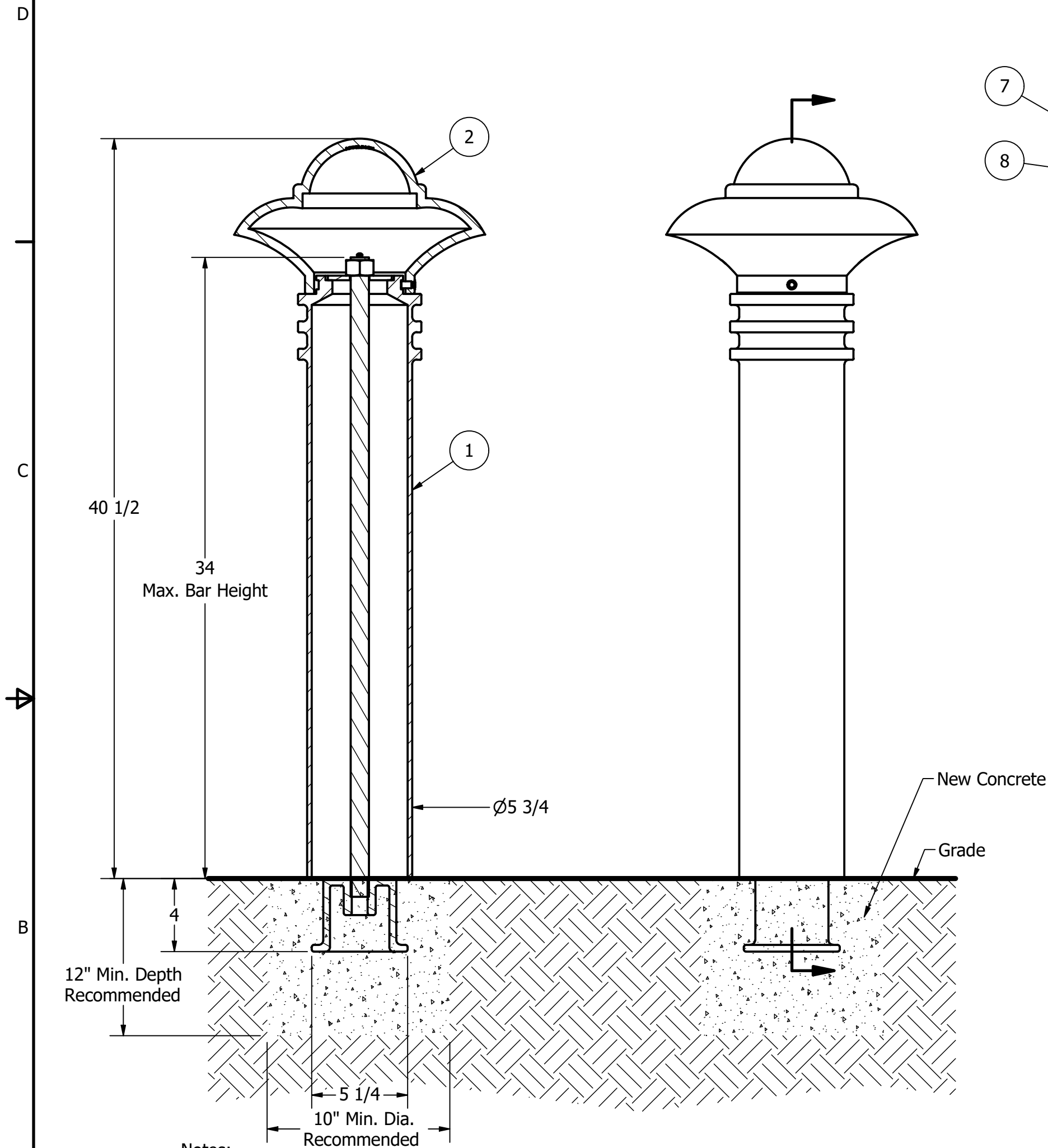
REV

C5

NOT TO SCALE

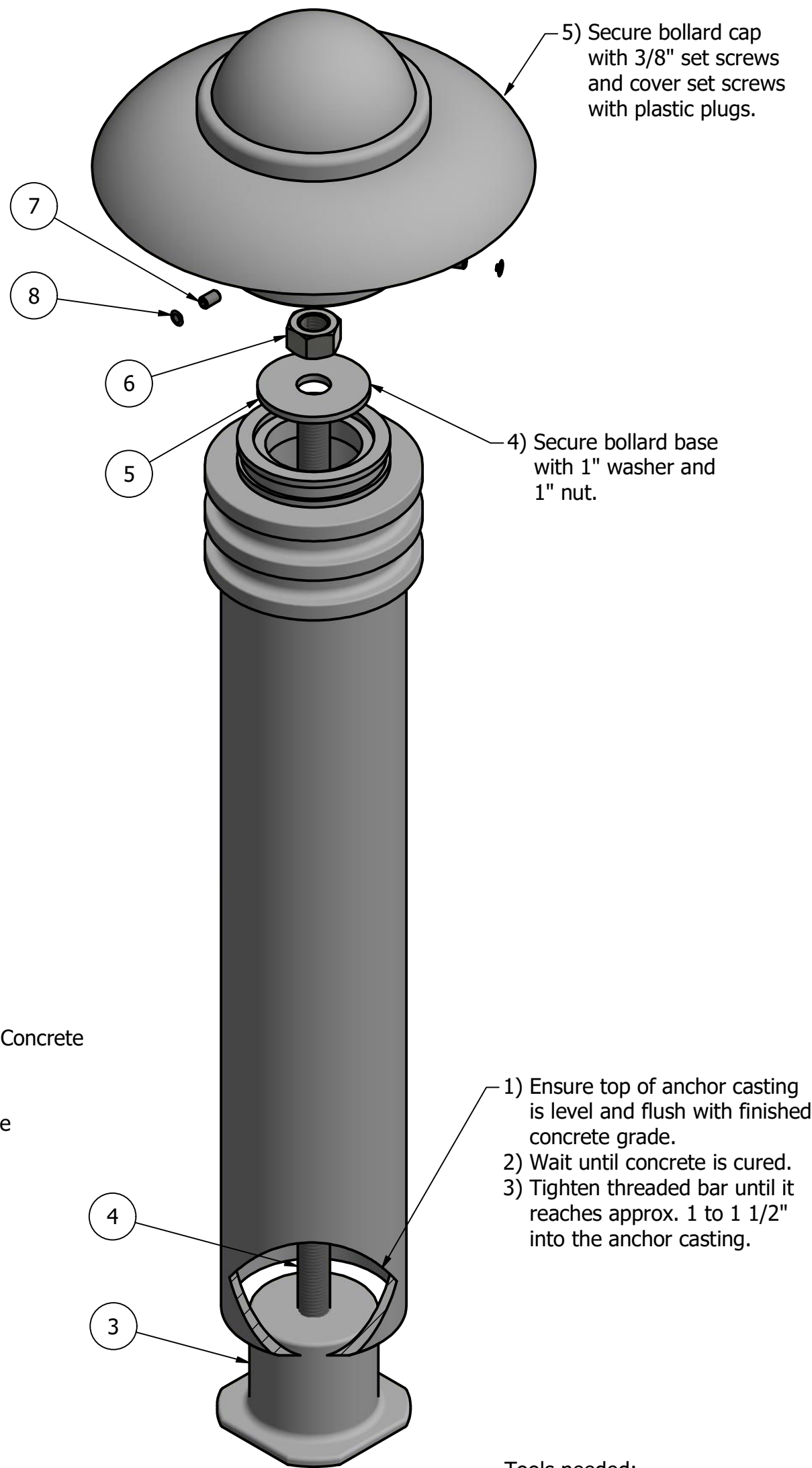
SHEET 1 OF 12

Bollard R-7572



Notes:

- 1) Bollard post is provided as shown. Concrete, foundation and/or installation ordered separately or provided by others.
- 2) Minimum foundation sizes depend on local soil conditions, weather conditions, and engineering requirements.
- 3) Dimensions provided herein is for reference only. Please consult Reliance Foundry sales professionals if any dimension is critical to your particular installation.
- 4) Reliance Foundry reserves the right to amend design and specifications without prior notice for product improvement.



Tools needed:

- 1) Measuring tape
- 2) 1 1/2" wrench
- 3) 3/16" hex key

General Description:

The R-7572 Decorative Bollard offers a clean, simple design suitable for any location. Made from resilient carbon steel, R-7572 bollards feature decorative annular rings and a domed top casting. Bollard surfaces are protected by a durable powder coating, available in 6 standard colors, to prevent wear and corrosion. Use as fixed, stand-alone bollards or cover impact-resistant security posts. Removable mountings are available.

Specifications:

Height: 40 1/2"
Base Diameter: 5 3/4"
Weight: 72 lbs (Bollard Only)
Material: Ductile Iron
Max. Interior Security Post Size:
4 1/2" x 31" (Diameter x Height)

Finish Options:

⊙ Polyester Powdercoated

See Reliance Foundry's standard color options at:
www.reliance-foundry.com/bollard/colors-bollards

Installation Options:

- ⊙ Fixed - Anchor Casting in New Concrete (see sheet 2 of 12)
- Fixed - Concrete Insert Anchor in Existing Concrete (see sheet 3 of 12)
- Fixed - Adhesive Anchor in Existing Concrete (see sheet 4 of 12)
- Fixed - Anchor Casting with Concrete Form (see sheet 5 of 12)
- Post Cover - New Post in New Concrete (see sheet 6 of 12)
- Post Cover - New Post in Existing Concrete (see sheet 7 of 12)
- Post Cover - Existing Post with Adhesive Anchor (see sheet 8 of 12)
- Post Cover - Existing Post with Concrete Anchor (see sheet 9 of 12)
- Removable - Anchor Casting in New Concrete (see sheet 10 of 12)
- Removable - Concrete Insert Anchor in Existing Concrete (see sheet 11 of 12)
- Removable - Premium Retractable in New Concrete (see sheet 12 of 12)

For more information on bollard post installation, please visit:
www.reliance-foundry.com/bollard/installation-bollards

Care and Maintenance:

Reliance's line of bollards are finished with a long-lasting powder-coating. Proper care and maintenance are required. Regularly-performed inspections and routine cleaning will ensure that a bollard retains its aesthetic appeal and does not become damaged by the elements.

See Reliance Foundry's maintenance guide at:
www.reliance-foundry.com/bollard/maintenance-bollards

RELIANCE FOUNDRY
— SINCE 1925 —

Unit 207, 6450 - 148 Street, Surrey, BC V3S 7G7, Canada
1-877-789-3245 info@reliance-foundry.com
www.reliance-foundry.com

Bollard R-7572

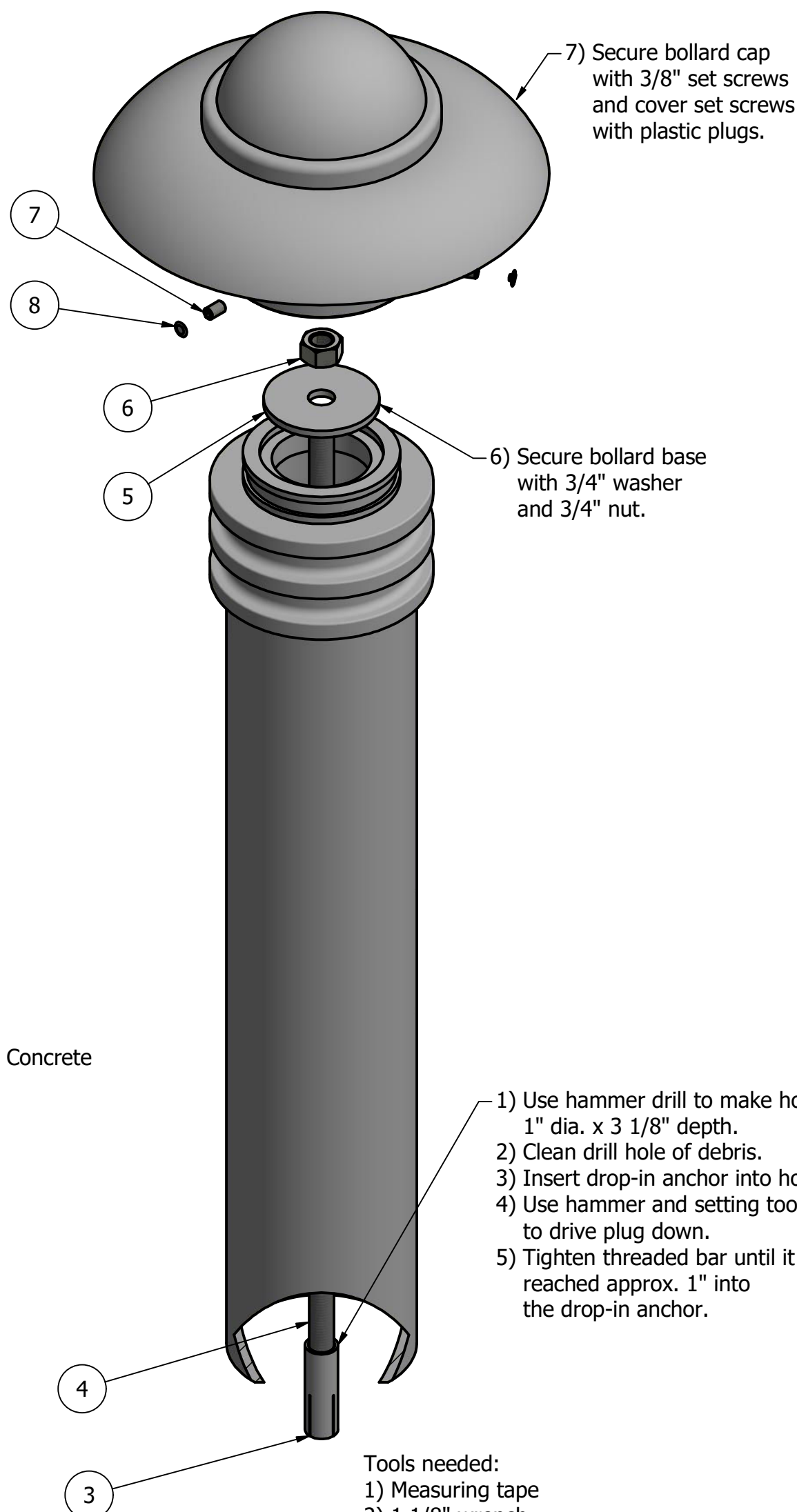

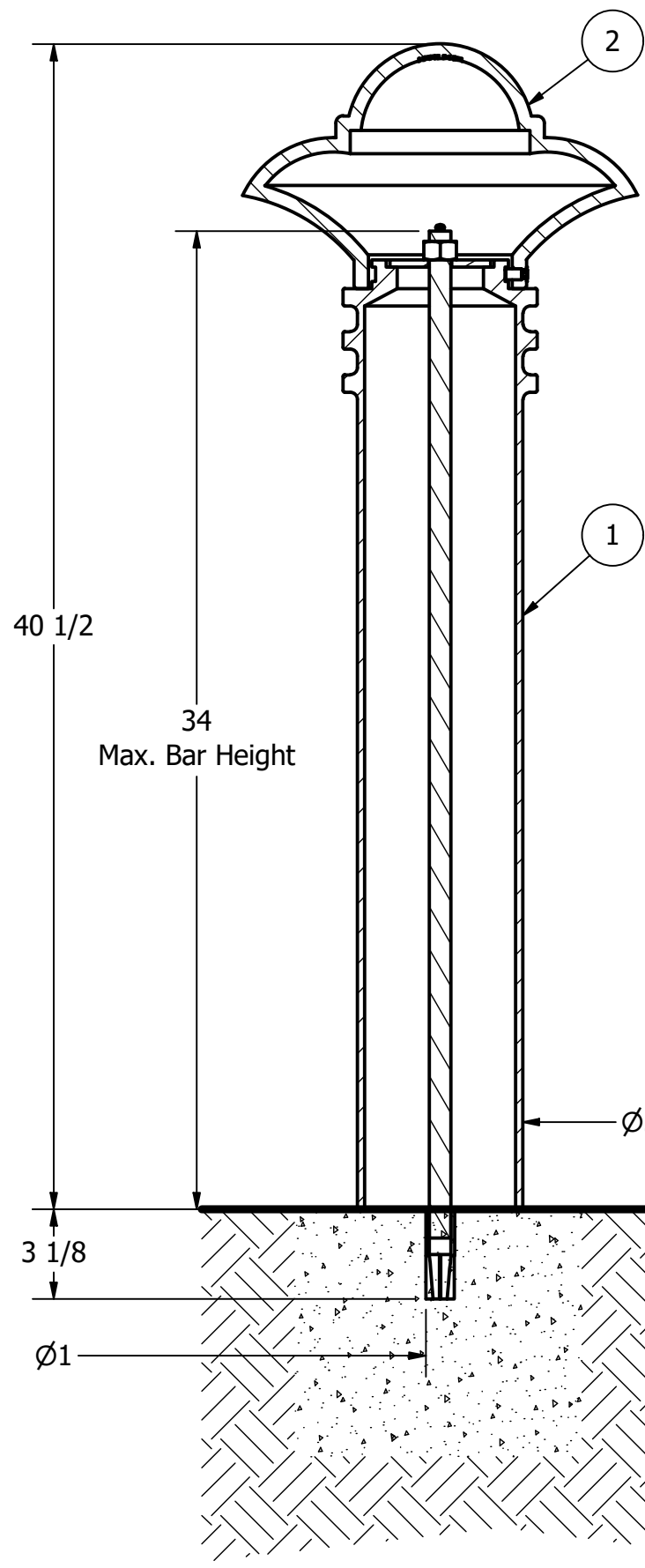
PARTS LIST					
ITEM	QTY	PART NUMBER	DESCRIPTION	MATERIAL	WEIGHT
1	1	R7572B	R7572 Base	Ductile Iron Powder Coated	47 lbs
2	1	R7572C	R7572 Cap	Ductile Iron Powder Coated	25 lbs
3	1	R7500AN 1"	R7500 Anchor Casting 1"	Ductile Iron Hot Dip Galvanized	8 3/8 lbs
4	1	R7500BAR 1"	R7500 Threaded Bar 1" x 35"	Steel Plated	6 1/2 lbs
5	1	Washer 1" OD 3 1/2"	Washer 1" OD 3 1/2" Thick 1/4"	Steel Plated	5/8 lbs
6	1	Hex Nut 1"	Hex Nut 1" - requires 1 1/2" wrench	Steel Plated	1/4 lbs
7	3	Hexagon Socket Set Screw 3/8" x 5/8"	Hexagon Socket Set Screw 3/8" x 5/8" - requires 3/16" hex key	Stainless Steel	
8	3	Polyethylene Plug 3/8"	Polyethylene Plug 3/8"	LDPE Black	

COPYRIGHT RESERVED THIS PLAN DRAWING AND DESIGN ARE, AND AT ALL TIMES REMAIN, THE EXCLUSIVE PROPERTY OF RELIANCE FOUNDRY CO. LTD.

NOT TO SCALE

SHEET 2 OF 12

Bollard R-7572



Notes:

- 1) Bollard post is provided as shown. Concrete, foundation and/or installation ordered separately or provided by others.
- 2) Minimum foundation sizes depend on local soil conditions, weather conditions, and engineering requirements.
- 3) Dimensions provided herein is for reference only. Please consult Reliance Foundry sales professionals if any dimension is critical to your particular installation.
- 4) Reliance Foundry reserves the right to amend design and specifications without prior notice for product improvement.

- 1) Use hammer drill to make hole 1" dia. x 3 1/8" depth.
- 2) Clean drill hole of debris.
- 3) Insert drop-in anchor into hole
- 4) Use hammer and setting tool to drive plug down.
- 5) Tighten threaded bar until it reached approx. 1" into the drop-in anchor.

Tools needed:

- 1) Measuring tape
- 2) 1 1/8" wrench
- 3) 3/16" hex key
- 4) Hammer drill
- 5) 1" Masonry drill bit
- 6) Hammer
- 7) Drop-in concrete insert setting tool

General Description:

The R-7572 Decorative Bollard offers a clean, simple design suitable for any location. Made from resilient carbon steel, R-7572 bollards feature decorative annular rings and a domed top casting. Bollard surfaces are protected by a durable powder coating, available in 6 standard colors, to prevent wear and corrosion. Use as fixed, stand-alone bollards or cover impact-resistant security posts. Removable mountings are available.

Specifications:

Height: 40 1/2"
Base Diameter: 5 3/4"
Weight: 72 lbs (Bollard Only)
Material: Ductile Iron
Max. Interior Security Post Size:
4 1/2" x 31" (Diameter x Height)

Finish Options:

⊙ Polyester Powdercoated

See Reliance Foundry's standard color options at:
www.reliance-foundry.com/bollard/colors-bollards

Installation Options:

- Fixed - Anchor Casting in New Concrete (see sheet 2 of 12)
- ⊙ Fixed - Concrete Insert Anchor in Existing Concrete (see sheet 3 of 12)
- Fixed - Adhesive Anchor in Existing Concrete (see sheet 4 of 12)
- Fixed - Anchor Casting with Concrete Form (see sheet 5 of 12)
- Post Cover - New Post in New Concrete (see sheet 6 of 12)
- Post Cover - New Post in Existing Concrete (see sheet 7 of 12)
- Post Cover - Existing Post with Adhesive Anchor (see sheet 8 of 12)
- Post Cover - Existing Post with Concrete Anchor (see sheet 9 of 12)
- Removable - Anchor Casting in New Concrete (see sheet 10 of 12)
- Removable - Concrete Insert Anchor in Existing Concrete (see sheet 11 of 12)
- Removable - Premium Retractable in New Concrete (see sheet 12 of 12)

For more information on bollard post installation, please visit:
www.reliance-foundry.com/bollard/installation-bollards

Care and Maintenance:

Reliance's line of bollards are finished with a long-lasting powder-coating. Proper care and maintenance are required. Regularly-performed inspections and routine cleaning will ensure that a bollard retains its aesthetic appeal and does not become damaged by the elements.

See Reliance Foundry's maintenance guide at:
www.reliance-foundry.com/bollard/maintenance-bollards

RELIANCE FOUNDRY
— SINCE 1925 —

Unit 207, 6450 - 148 Street, Surrey, BC V3S 7G7, Canada
1-877-789-3245 info@reliance-foundry.com
www.reliance-foundry.com

Bollard R-7572

SIZE	DWG NO	REV
C	R7572	C5

NOT TO SCALE SHEET 3 OF 12

PARTS LIST

ITEM	QTY	PART NUMBER	DESCRIPTION	MATERIAL	WEIGHT
1	1	R7572B	R7572 Base	Ductile Iron Powder Coated	47 lbs
2	1	R7572C	R7572 Cap	Ductile Iron Powder Coated	25 lbs
3	1	Drop-in Concrete Insert 3/4"	Drop-in Concrete Insert 3/4" - requires 1" x 3 1/8" hole (dia. x depth)	Steel Plated	1/2 lbs
4	1	R7500BAR 3/4"	R7500 Threaded Bar 3/4" x 35"	Steel Plated	3 5/8 lbs
5	1	Washer 3/4" OD 3 1/2"	Washer 3/4" OD 3 1/2" Thick 1/4"	Steel Plated	5/8 lbs
6	1	Hex Nut 3/4"	Hex Nut 3/4" - requires 1 1/8" wrench	Steel Plated	1/8 lbs
7	3	Hexagon Socket Set Screw 3/8" x 5/8"	Hexagon Socket Set Screw 3/8" x 5/8" - requires 3/16" hex key	Stainless Steel	
8	3	Polyethylene Plug 3/8"	Polyethylene Plug 3/8"	LDPE Black	

COPYRIGHT RESERVED THIS PLAN DRAWING AND DESIGN ARE, AND AT ALL TIMES REMAIN, THE EXCLUSIVE PROPERTY OF RELIANCE FOUNDRY CO. LTD.

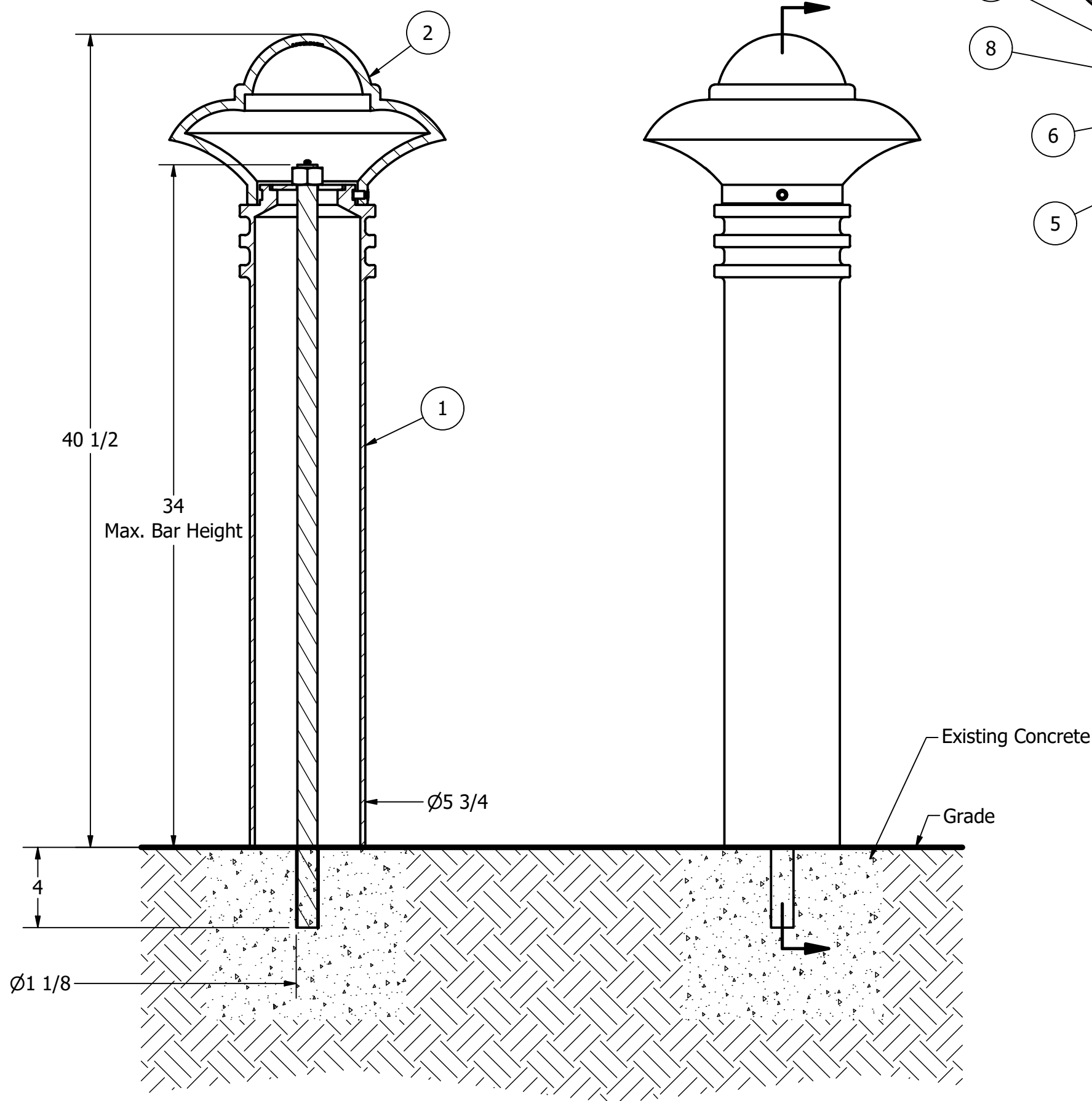
Bollard R-7572

D

C

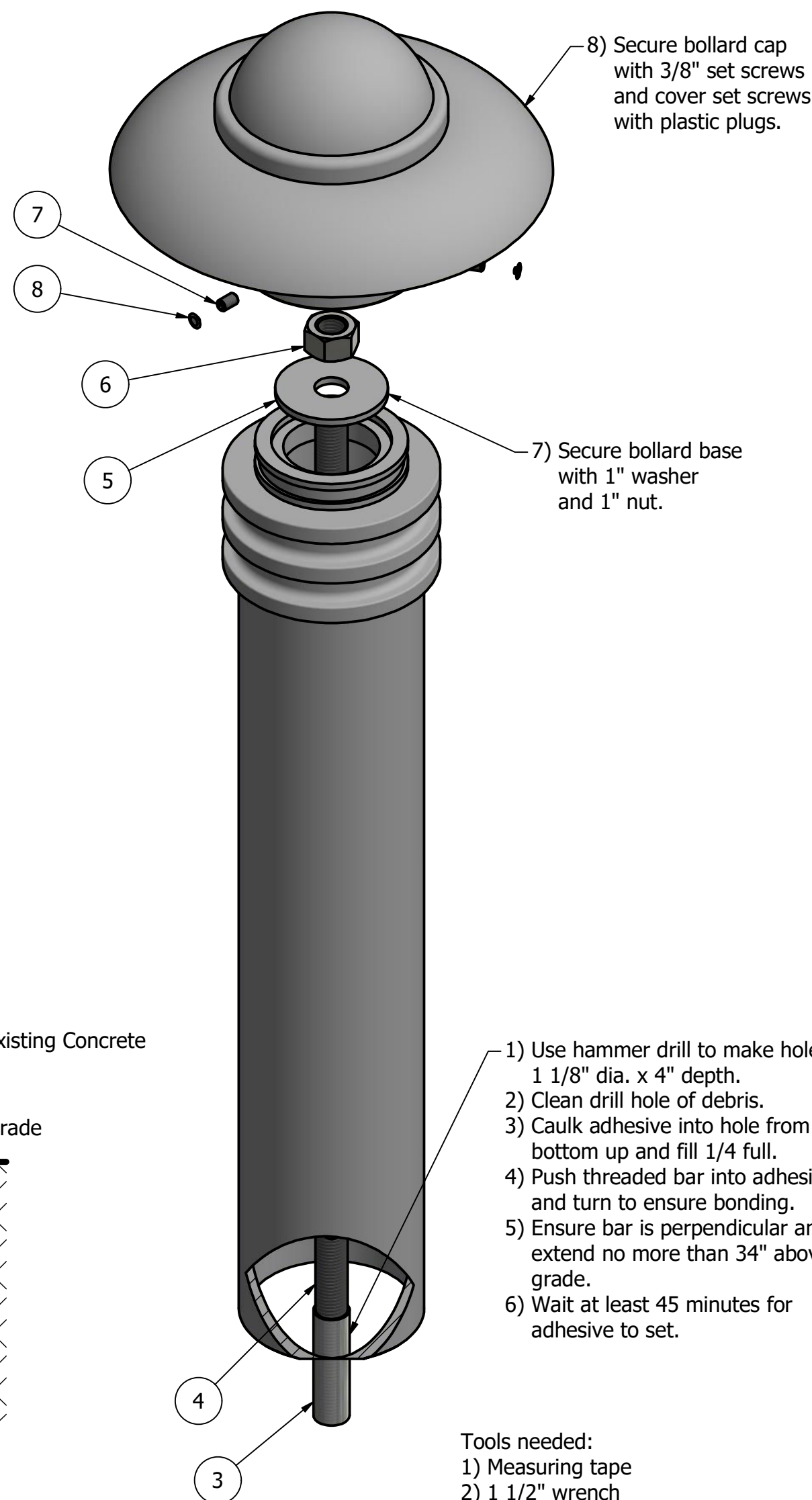
B

A



Notes:

- 1) Bollard post is provided as shown. Concrete, foundation and/or installation ordered separately or provided by others.
- 2) Minimum foundation sizes depend on local soil conditions, weather conditions, and engineering requirements.
- 3) Dimensions provided herein is for reference only. Please consult Reliance Foundry sales professionals if any dimension is critical to your particular installation.
- 4) Reliance Foundry reserves the right to amend design and specifications without prior notice for product improvement.



Tools needed:

- 1) Measuring tape
- 2) 1 1/2" wrench
- 3) 3/16" hex key
- 4) Hammer drill
- 5) 1 1/8" Masonry drill bit
- 6) Caulking gun and utility knife

General Description:

The R-7572 Decorative Bollard offers a clean, simple design suitable for any location. Made from resilient carbon steel, R-7572 bollards feature decorative annular rings and a domed top casting. Bollard surfaces are protected by a durable powder coating, available in 6 standard colors, to prevent wear and corrosion. Use as fixed, stand-alone bollards or cover impact-resistant security posts. Removable mountings are available.

Specifications:

Height: 40 1/2"
Base Diameter: 5 3/4"
Weight: 72 lbs (Bollard Only)
Material: Ductile Iron
Max. Interior Security Post Size:
4 1/2" x 31" (Diameter x Height)

Finish Options:

⊙ Polyester Powdercoated

See Reliance Foundry's standard color options at:
www.reliance-foundry.com/bollard/colors-bollards

Installation Options:

- Fixed - Anchor Casting in New Concrete (see sheet 2 of 12)
- Fixed - Concrete Insert Anchor in Existing Concrete (see sheet 3 of 12)
- ⊙ Fixed - Adhesive Anchor in Existing Concrete (see sheet 4 of 12)
- Fixed - Anchor Casting with Concrete Form (see sheet 5 of 12)
- Post Cover - New Post in New Concrete (see sheet 6 of 12)
- Post Cover - New Post in Existing Concrete (see sheet 7 of 12)
- Post Cover - Existing Post with Adhesive Anchor (see sheet 8 of 12)
- Post Cover - Existing Post with Concrete Anchor (see sheet 9 of 12)
- Removable - Anchor Casting in New Concrete (see sheet 10 of 12)
- Removable - Concrete Insert Anchor in Existing Concrete (see sheet 11 of 12)
- Removable - Premium Retractable in New Concrete (see sheet 12 of 12)

For more information on bollard post installation, please visit:
www.reliance-foundry.com/bollard/installation-bollards

Care and Maintenance:

Reliance's line of bollards are finished with a long-lasting powder-coating. Proper care and maintenance are required. Regularly-performed inspections and routine cleaning will ensure that a bollard retains its aesthetic appeal and does not become damaged by the elements.

See Reliance Foundry's maintenance guide at:
www.reliance-foundry.com/bollard/maintenance-bollards

RELIANCE FOUNDRY
— SINCE 1925 —

Unit 207, 6450 - 148 Street, Surrey, BC V3S 7G7, Canada
1-877-789-3245 info@reliance-foundry.com
www.reliance-foundry.com

TITLE

Bollard R-7572

SIZE
C

DWG NO
R7572

REV
C5

NOT TO SCALE

SHEET 4 OF 12

PARTS LIST

ITEM	QTY	PART NUMBER	DESCRIPTION	MATERIAL	WEIGHT
1	1	R7572B	R7572 Base	Ductile Iron Powder Coated	47 lbs
2	1	R7572C	R7572 Cap	Ductile Iron Powder Coated	25 lbs
3	1	Adhesive Anchor	AC100+ Gold Adhesive Anchoring System	Vinylester Adhesive Mortar	5/8 lbs
4	1	R7500BAR 1"	R7500 Threaded Bar 1" x 38"	Steel Plated	7 lbs
5	1	Washer 1" OD 3 1/2"	Washer 1" OD 3 1/2" Thick 1/4"	Steel Plated	5/8 lbs
6	1	Hex Nut 1"	Hex Nut 1" - requires 1 1/2" wrench	Steel Plated	1/4 lbs
7	3	Hexagon Socket Set Screw 3/8" x 5/8"	Hexagon Socket Set Screw 3/8" x 5/8" - requires 3/16" hex key	Stainless Steel	
8	3	Polyethylene Plug 3/8"	Polyethylene Plug 3/8"	LDPE Black	

COPYRIGHT RESERVED THIS PLAN DRAWING AND DESIGN ARE, AND AT ALL TIMES REMAIN, THE EXCLUSIVE PROPERTY OF RELIANCE FOUNDRY CO. LTD.

4

3

2

1

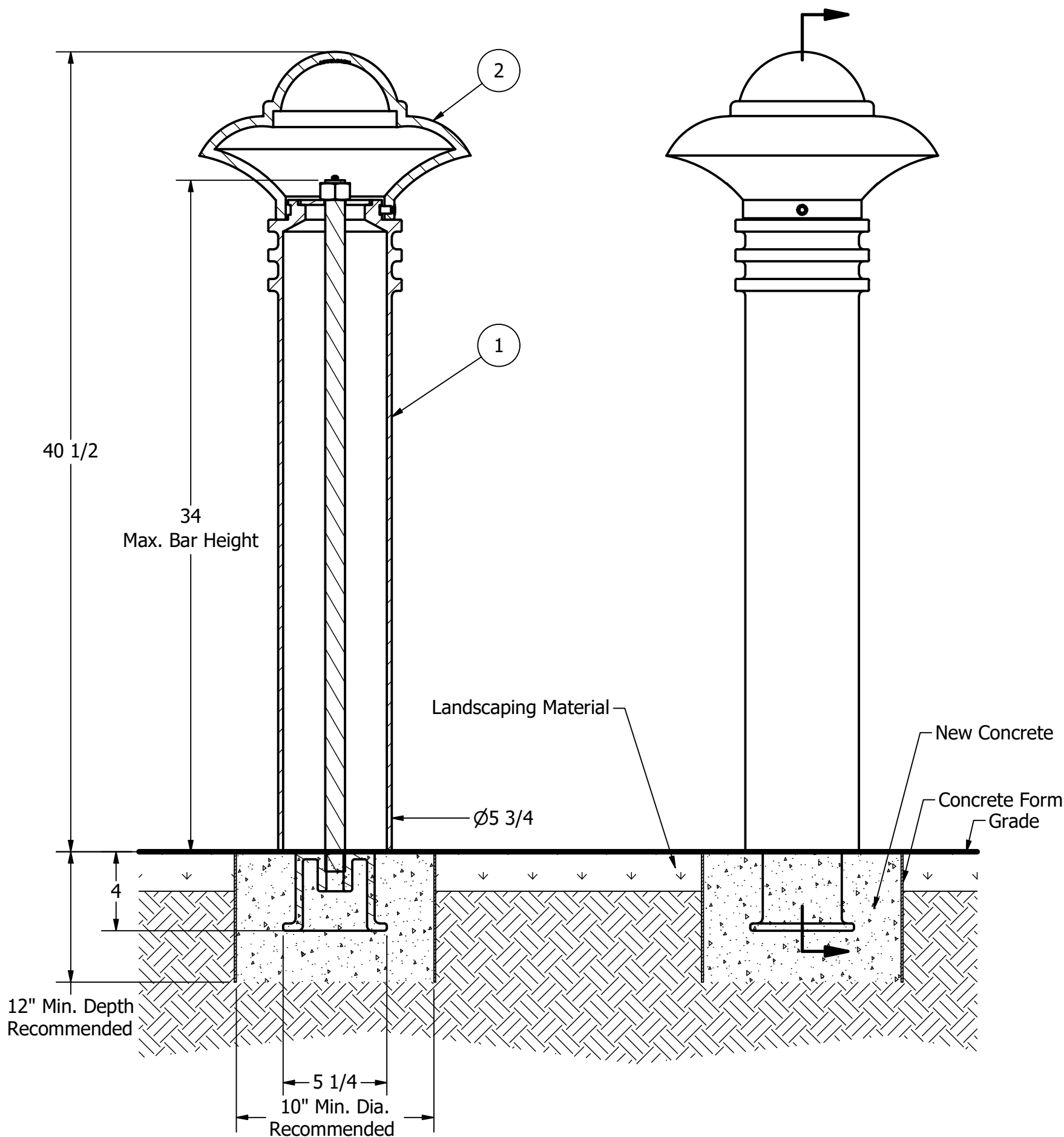
Bollard R-7572

D

C

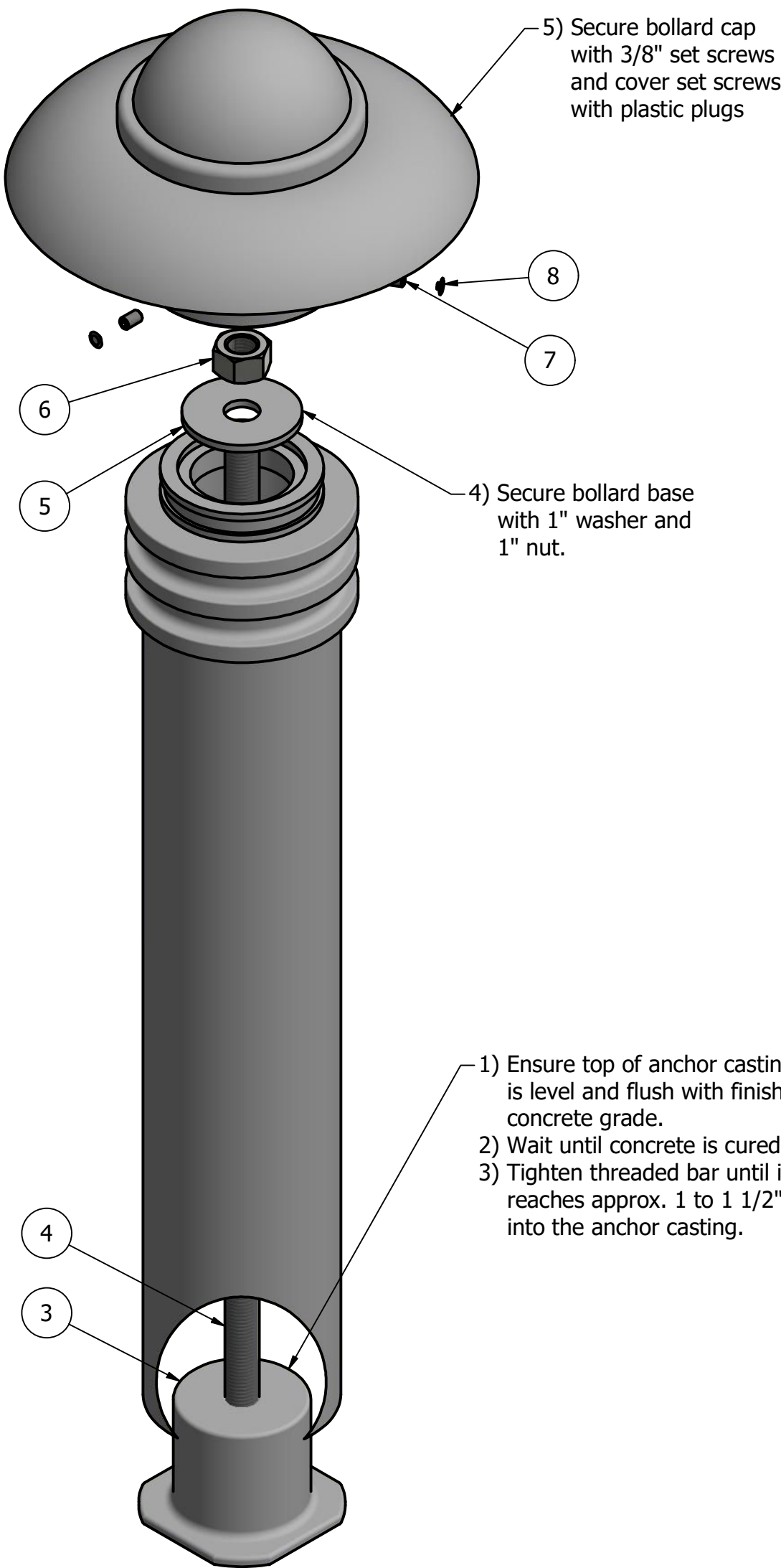
B

A



Notes:

- 1) Bollard post is provided as shown. Concrete, foundation and/or installation ordered separately or provided by others.
- 2) Minimum foundation sizes depend on local soil conditions, weather conditions, and engineering requirements.
- 3) Dimensions provided herein is for reference only. Please consult Reliance Foundry sales professionals if any dimension is critical to your particular installation.
- 4) Reliance Foundry reserves the right to amend design and specifications without prior notice for product improvement.



Tools needed:

- 1) Measuring tape
- 2) 1 1/2" wrench
- 3) 3/16" hex key

General Description:

The R-7572 Decorative Bollard offers a clean, simple design suitable for any location. Made from resilient carbon steel, R-7572 bollards feature decorative annular rings and a domed top casting. Bollard surfaces are protected by a durable powder coating, available in 6 standard colors, to prevent wear and corrosion. Use as fixed, stand-alone bollards or cover impact-resistant security posts. Removable mountings are available.

Specifications:

Height: 40 1/2"
Base Diameter: 5 3/4"
Weight: 72 lbs (Bollard Only)
Material: Ductile Iron
Max. Interior Security Post Size:
4 1/2" x 31" (Diameter x Height)

Finish Options:

☉ Polyester Powdercoated

See Reliance Foundry's standard color options at:
www.reliance-foundry.com/bollard/colors-bollards

Installation Options:

- Fixed - Anchor Casting in New Concrete (see sheet 2 of 12)
- Fixed - Concrete Insert Anchor in Existing Concrete (see sheet 3 of 12)
- Fixed - Adhesive Anchor in Existing Concrete (see sheet 4 of 12)
- ☉ Fixed - Anchor Casting with Concrete Form (see sheet 5 of 12)
- Post Cover - New Post in New Concrete (see sheet 6 of 12)
- Post Cover - New Post in Existing Concrete (see sheet 7 of 12)
- Post Cover - Existing Post with Adhesive Anchor (see sheet 8 of 12)
- Post Cover - Existing Post with Concrete Anchor (see sheet 9 of 12)
- Removable - Anchor Casting in New Concrete (see sheet 10 of 12)
- Removable - Concrete Insert Anchor in Existing Concrete (see sheet 11 of 12)
- Removable - Premium Retractable in New Concrete (see sheet 12 of 12)

For more information on bollard post installation, please visit:
www.reliance-foundry.com/bollard/installation-bollards

Care and Maintenance:

Reliance's line of bollards are finished with a long-lasting powder-coating. Proper care and maintenance are required. Regularly-performed inspections and routine cleaning will ensure that a bollard retains its aesthetic appeal and does not become damaged by the elements.

See Reliance Foundry's maintenance guide at:
www.reliance-foundry.com/bollard/maintenance-bollards

PARTS LIST

ITEM	QTY	PART NUMBER	DESCRIPTION	MATERIAL	WEIGHT
1	1	R7572B	R7572 Base	Ductile Iron Powder Coated	47 lbs
2	1	R7572C	R7572 Cap	Ductile Iron Powder Coated	25 lbs
3	1	R7500AN 1"	R7500 Anchor Casting 1"	Ductile Iron Hot Dip Galvanized	8 3/8 lbs
4	1	R7500BAR 1"	R7500 Threaded Bar 1" x 35"	Steel Plated	6 1/2 lbs
5	1	Washer 1" OD 3 1/2"	Washer 1" OD 3 1/2" Thick 1/4"	Steel Plated	5/8 lbs
6	1	Hex Nut 1"	Hex Nut 1" - requires 1 1/2" wrench	Steel Plated	1/4 lbs
7	3	Hexagon Socket Set Screw 3/8" x 5/8"	Hexagon Socket Set Screw 3/8" x 5/8" - requires 3/16" hex key	Stainless Steel	
8	3	Polyethylene Plug 3/8"	Polyethylene Plug 3/8"	LDPE Black	

COPYRIGHT RESERVED THIS PLAN DRAWING AND DESIGN ARE, AND AT ALL TIMES REMAIN, THE EXCLUSIVE PROPERTY OF RELIANCE FOUNDRY CO. LTD.

RELIANCE FOUNDRY
— SINCE 1925 —

Unit 207, 6450 - 148 Street, Surrey, BC V3S 7G7, Canada
1-877-789-3245 info@reliance-foundry.com
www.reliance-foundry.com

TITLE

Bollard R-7572

SIZE

C

DWG NO

R7572

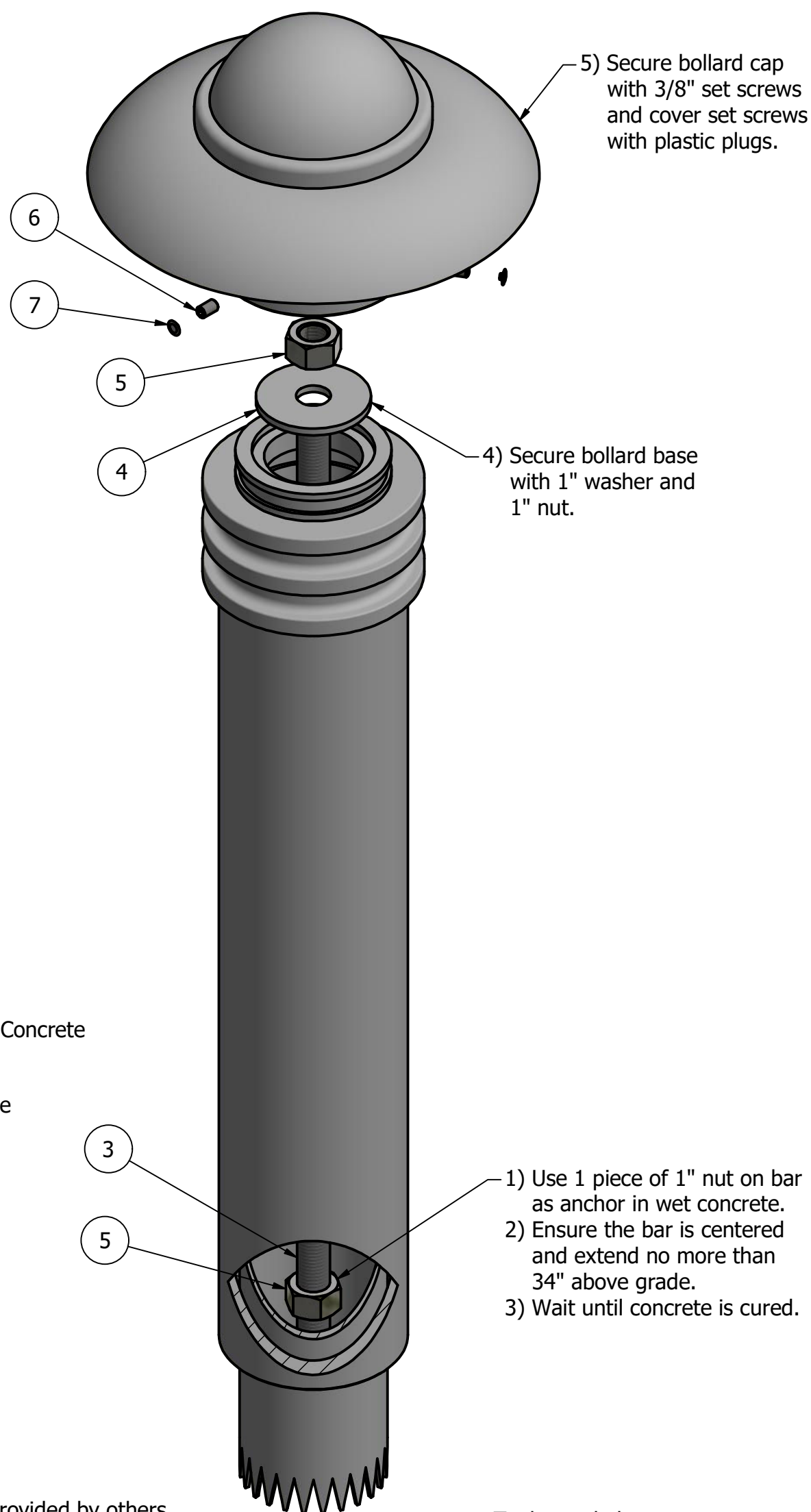
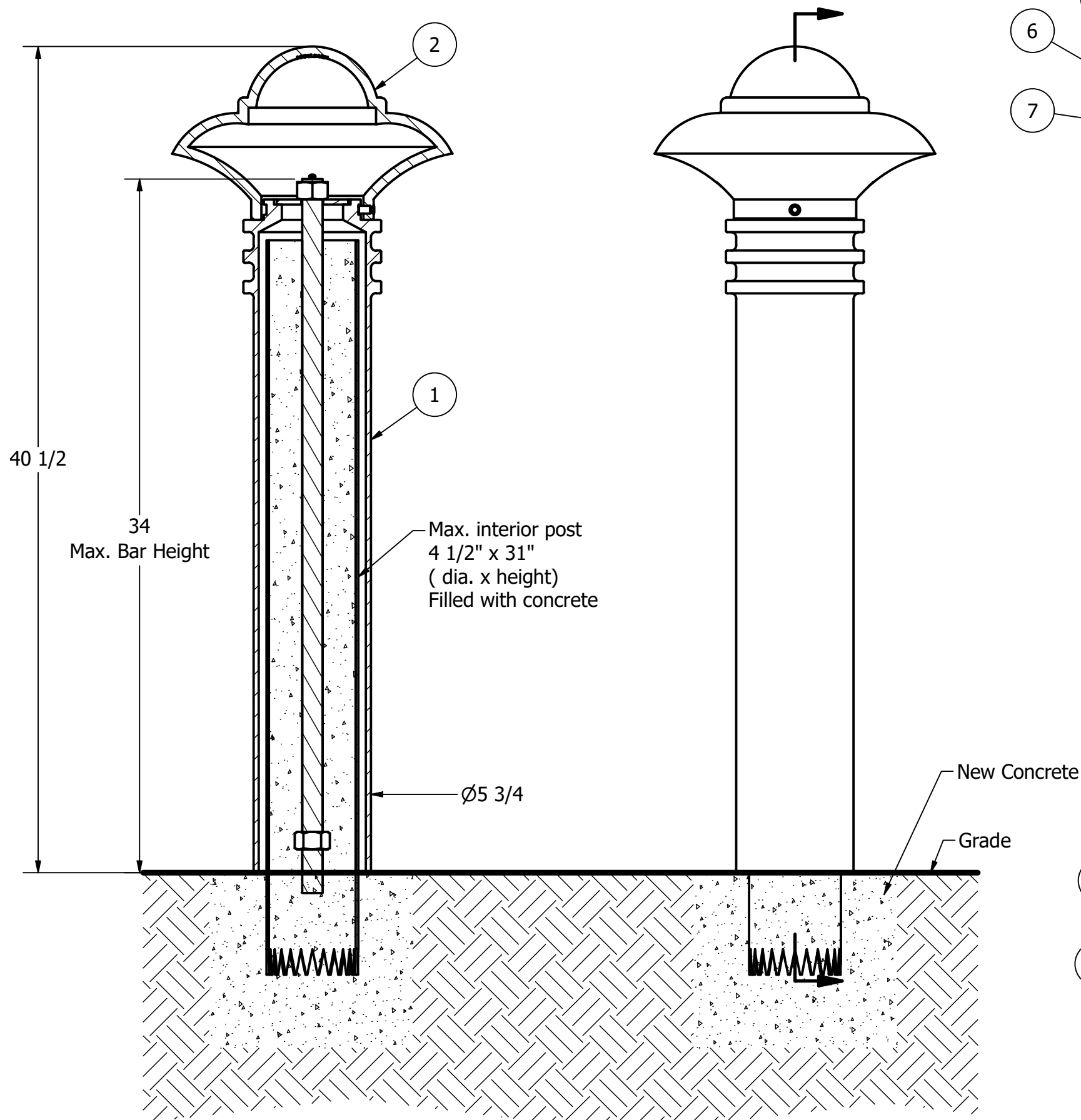
REV

C5

NOT TO SCALE

SHEET 5 OF 12

Bollard R-7572



General Description:

The R-7572 Decorative Bollard offers a clean, simple design suitable for any location. Made from resilient carbon steel, R-7572 bollards feature decorative annular rings and a domed top casting. Bollard surfaces are protected by a durable powder coating, available in 6 standard colors, to prevent wear and corrosion. Use as fixed, stand-alone bollards or cover impact-resistant security posts. Removable mountings are available.

Specifications:

Height: 40 1/2"
Base Diameter: 5 3/4"
Weight: 72 lbs (Bollard Only)
Material: Ductile Iron
Max. Interior Security Post Size:
4 1/2" x 31" (Diameter x Height)

Finish Options:

⊙ Polyester Powdercoated

See Reliance Foundry's standard color options at:
www.reliance-foundry.com/bollard/colors-bollards

Installation Options:

- Fixed - Anchor Casting in New Concrete (see sheet 2 of 12)
- Fixed - Concrete Insert Anchor in Existing Concrete (see sheet 3 of 12)
- Fixed - Adhesive Anchor in Existing Concrete (see sheet 4 of 12)
- Fixed - Anchor Casting with Concrete Form (see sheet 5 of 12)
- ⊙ Post Cover - New Post in New Concrete (see sheet 6 of 12)
- Post Cover - New Post in Existing Concrete (see sheet 7 of 12)
- Post Cover - Existing Post with Adhesive Anchor (see sheet 8 of 12)
- Post Cover - Existing Post with Concrete Anchor (see sheet 9 of 12)
- Removable - Anchor Casting in New Concrete (see sheet 10 of 12)
- Removable - Concrete Insert Anchor in Existing Concrete (see sheet 11 of 12)
- Removable - Premium Retractable in New Concrete (see sheet 12 of 12)

For more information on bollard post installation, please visit:
www.reliance-foundry.com/bollard/installation-bollards

Care and Maintenance:

Reliance's line of bollards are finished with a long-lasting powder-coating. Proper care and maintenance are required. Regularly-performed inspections and routine cleaning will ensure that a bollard retains its aesthetic appeal and does not become damaged by the elements.

See Reliance Foundry's maintenance guide at:
www.reliance-foundry.com/bollard/maintenance-bollards

Notes:

- 1) Bollard post is provided as shown. Concrete, foundation and/or installation ordered separately or provided by others.
- 2) Minimum foundation sizes depend on local soil conditions, weather conditions, and engineering requirements.
- 3) Dimensions provided herein is for reference only. Please consult Reliance Foundry sales professionals if any dimension is critical to your particular installation.
- 4) Reliance Foundry reserves the right to amend design and specifications without prior notice for product improvement.

Tools needed:
1) Measuring tape
2) 1 1/2" wrench
3) 3/16" hex key

PARTS LIST

ITEM	QTY	PART NUMBER	DESCRIPTION	MATERIAL	WEIGHT
1	1	R7572B	R7572 Base	Ductile Iron Powder Coated	47 lbs
2	1	R7572C	R7572 Cap	Ductile Iron Powder Coated	25 lbs
3	1	R7500BAR 1"	R7500 Threaded Bar 1" x 35"	Steel Plated	6 1/2 lbs
4	1	Washer 1" OD 3 1/2"	Washer 1" OD 3 1/2" Thick 1/4"	Steel Plated	5/8 lbs
5	2	Hex Nut 1"	Hex Nut 1" - requires 1 1/2" wrench	Steel Plated	1/4 lbs
6	3	Hexagon Socket Set Screw 3/8" x 5/8"	Hexagon Socket Set Screw 3/8" x 5/8" - requires 3/16" hex key	Stainless Steel	
7	3	Polyethylene Plug 3/8"	Polyethylene Plug 3/8"	LDPE Black	

COPYRIGHT RESERVED THIS PLAN DRAWING AND DESIGN ARE, AND AT ALL TIMES REMAIN, THE EXCLUSIVE PROPERTY OF RELIANCE FOUNDRY CO. LTD.

RELIANCE FOUNDRY
— SINCE 1925 —

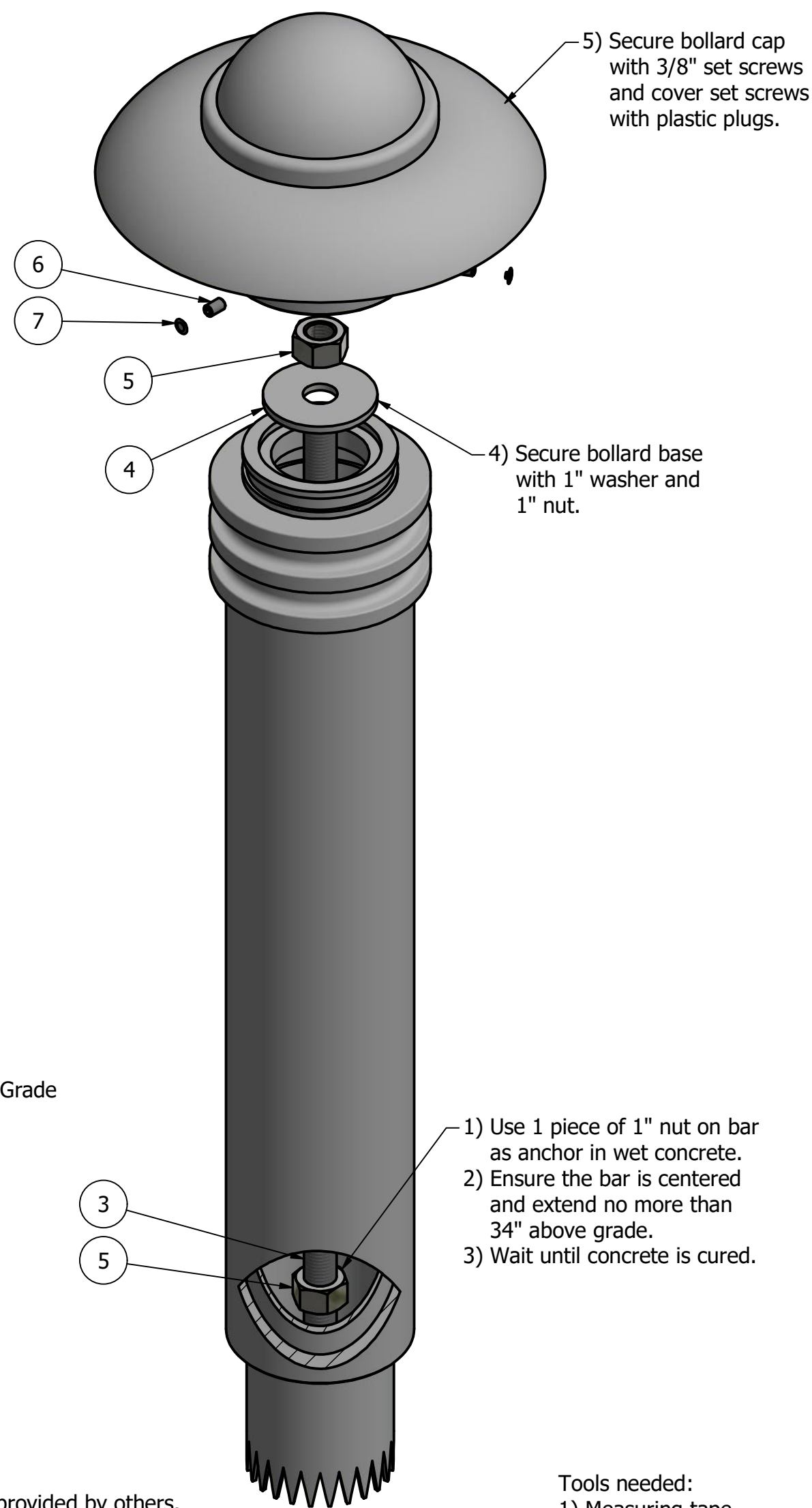
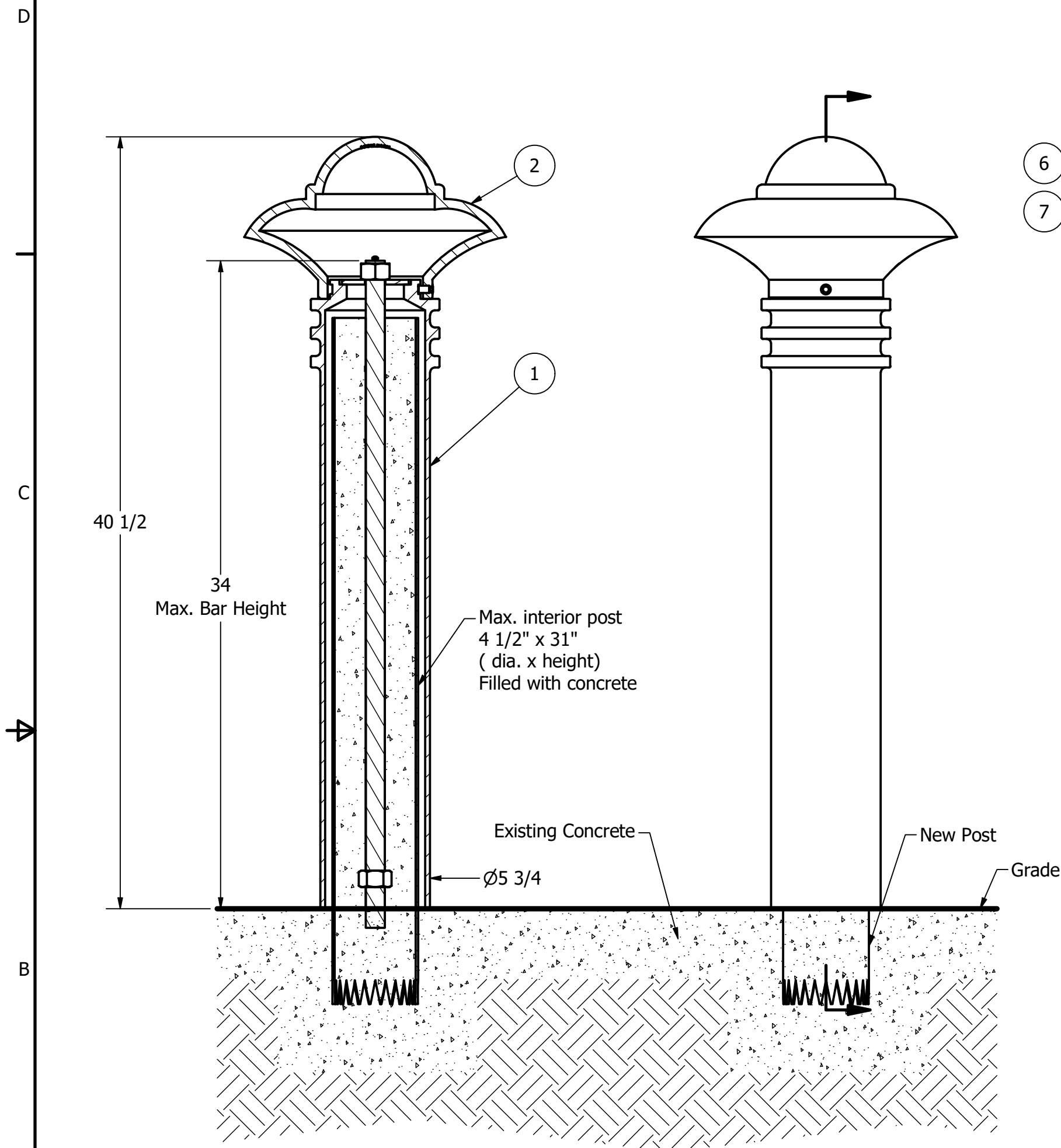
Unit 207, 6450 - 148 Street, Surrey, BC V3S 7G7, Canada
1-877-789-3245 info@reliance-foundry.com
www.reliance-foundry.com

Bollard R-7572

SIZE	DWG NO	REV
C	R7572	C5

NOT TO SCALE SHEET 6 OF 12

Bollard R-7572



Tools needed:
1) Measuring tape
2) 1 1/2" wrench
3) 3/16" hex key

General Description:

The R-7572 Decorative Bollard offers a clean, simple design suitable for any location. Made from resilient carbon steel, R-7572 bollards feature decorative annular rings and a domed top casting. Bollard surfaces are protected by a durable powder coating, available in 6 standard colors, to prevent wear and corrosion. Use as fixed, stand-alone bollards or cover impact-resistant security posts. Removable mountings are available.

Specifications:

Height: 40 1/2"
Base Diameter: 5 3/4"
Weight: 72 lbs (Bollard Only)
Material: Ductile Iron
Max. Interior Security Post Size:
4 1/2" x 31" (Diameter x Height)

Finish Options:

⊙ Polyester Powdercoated

See Reliance Foundry's standard color options at:
www.reliance-foundry.com/bollard/colors-bollards

Installation Options:

- Fixed - Anchor Casting in New Concrete (see sheet 2 of 12)
- Fixed - Concrete Insert Anchor in Existing Concrete (see sheet 3 of 12)
- Fixed - Adhesive Anchor in Existing Concrete (see sheet 4 of 12)
- Fixed - Anchor Casting with Concrete Form (see sheet 5 of 12)
- Post Cover - New Post in New Concrete (see sheet 6 of 12)
- ⊙ Post Cover - New Post in Existing Concrete (see sheet 7 of 12)
- Post Cover - Existing Post with Adhesive Anchor (see sheet 8 of 12)
- Post Cover - Existing Post with Concrete Anchor (see sheet 9 of 12)
- Removable - Anchor Casting in New Concrete (see sheet 10 of 12)
- Removable - Concrete Insert Anchor in Existing Concrete (see sheet 11 of 12)
- Removable - Premium Retractable in New Concrete (see sheet 12 of 12)

For more information on bollard post installation, please visit:
www.reliance-foundry.com/bollard/installation-bollards

Care and Maintenance:

Reliance's line of bollards are finished with a long-lasting powder-coating. Proper care and maintenance are required. Regularly-performed inspections and routine cleaning will ensure that a bollard retains its aesthetic appeal and does not become damaged by the elements.

See Reliance Foundry's maintenance guide at:
www.reliance-foundry.com/bollard/maintenance-bollards

Notes:

- 1) Bollard post is provided as shown. Concrete, foundation and/or installation ordered separately or provided by others.
- 2) Minimum foundation sizes depend on local soil conditions, weather conditions, and engineering requirements.
- 3) Dimensions provided herein is for reference only. Please consult Reliance Foundry sales professionals if any dimension is critical to your particular installation.
- 4) Reliance Foundry reserves the right to amend design and specifications without prior notice for product improvement.

PARTS LIST

ITEM	QTY	PART NUMBER	DESCRIPTION	MATERIAL	WEIGHT
1	1	R7572B	R7572 Base	Ductile Iron Powder Coated	47 lbs
2	1	R7572C	R7572 Cap	Ductile Iron Powder Coated	25 lbs
3	1	R7500BAR 1"	R7500 Threaded Bar 1" x 35"	Steel Plated	6 1/2 lbs
4	1	Washer 1" OD 3 1/2"	Washer 1" OD 3 1/2" Thick 1/4"	Steel Plated	5/8 lbs
5	2	Hex Nut 1"	Hex Nut 1" - requires 1 1/2" wrench	Steel Plated	1/4 lbs
6	3	Hexagon Socket Set Screw 3/8" x 5/8"	Hexagon Socket Set Screw 3/8" x 5/8" - requires 3/16" hex key	Stainless Steel	
7	3	Polyethylene Plug 3/8"	Polyethylene Plug 3/8"	LDPE Black	

COPYRIGHT RESERVED THIS PLAN DRAWING AND DESIGN ARE, AND AT ALL TIMES REMAIN, THE EXCLUSIVE PROPERTY OF RELIANCE FOUNDRY CO. LTD.

RELIANCE FOUNDRY
— SINCE 1925 —

Unit 207, 6450 - 148 Street, Surrey, BC V3S 7G7, Canada
1-877-789-3245 info@reliance-foundry.com
www.reliance-foundry.com

TITLE

Bollard R-7572

SIZE

C

DWG NO

R7572

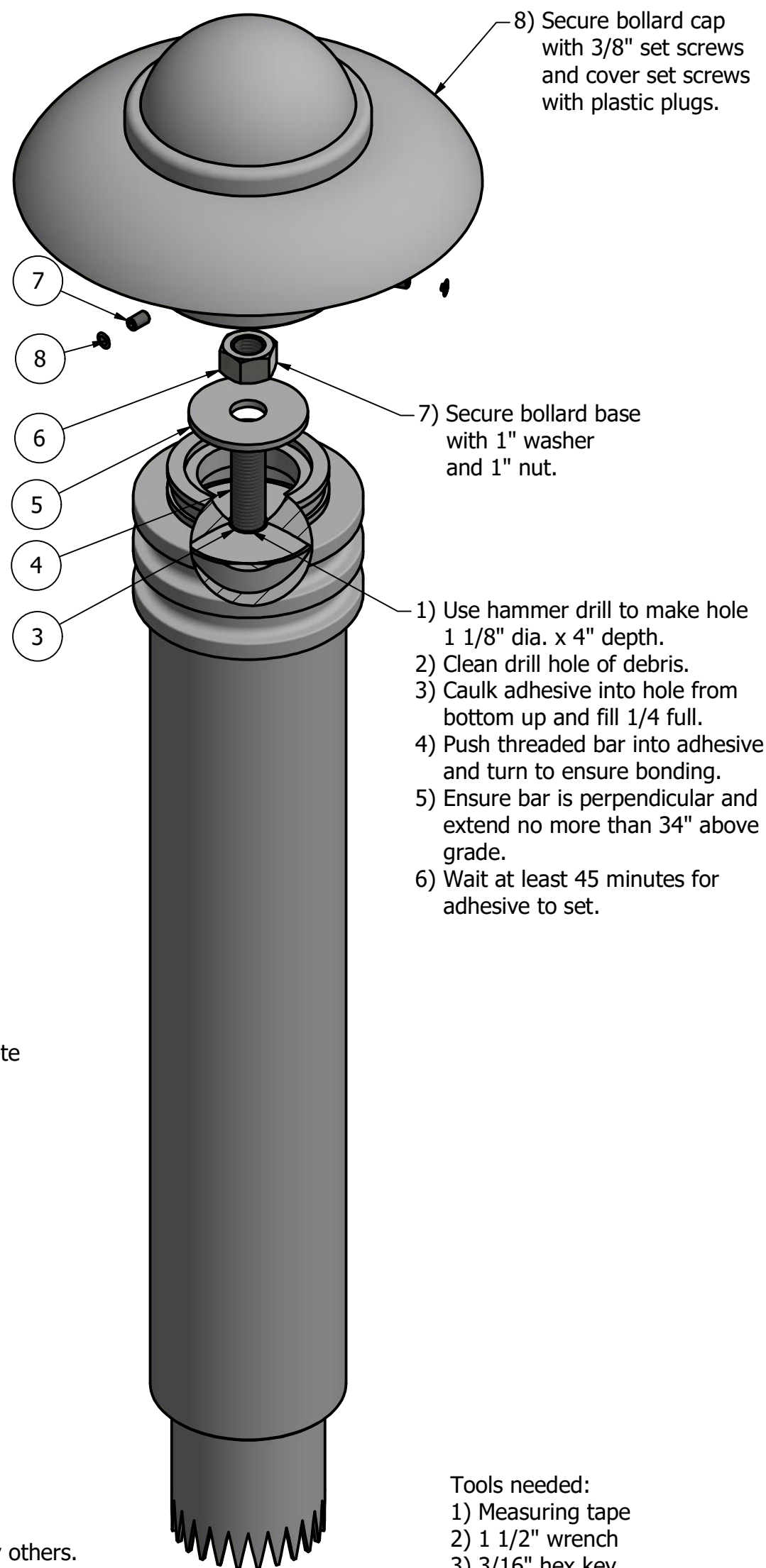
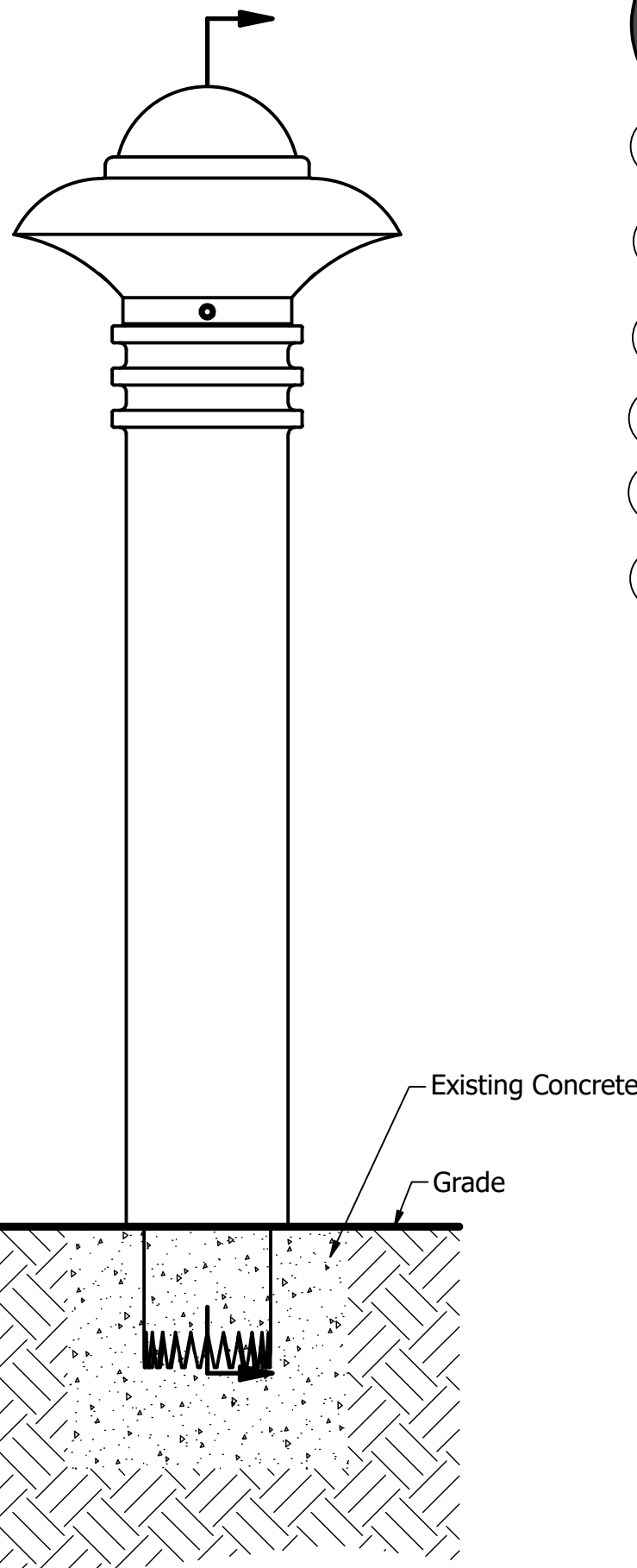
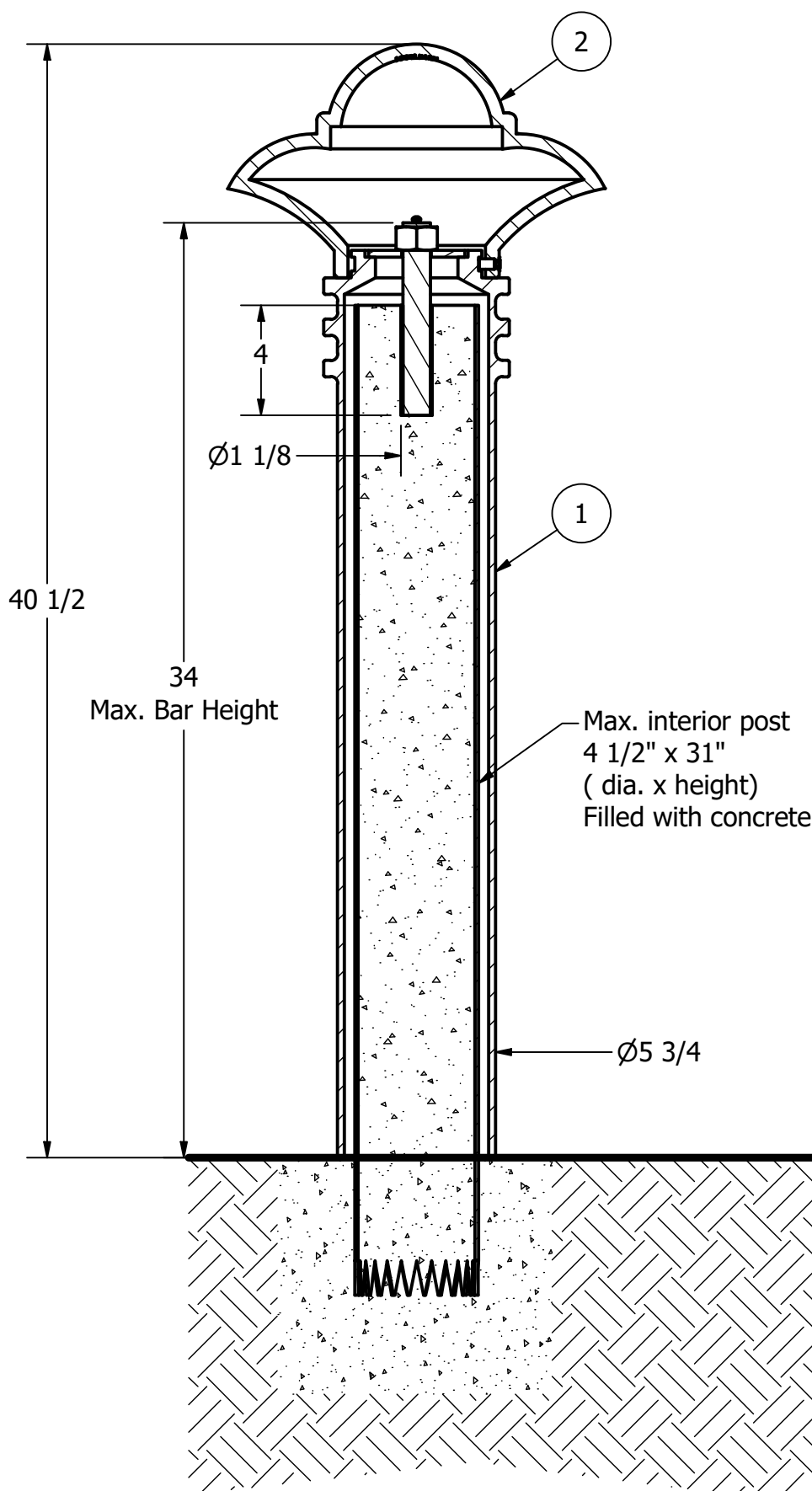
REV

C5

NOT TO SCALE

SHEET 7 OF 12

Bollard R-7572



General Description:

The R-7572 Decorative Bollard offers a clean, simple design suitable for any location. Made from resilient carbon steel, R-7572 bollards feature decorative annular rings and a domed top casting. Bollard surfaces are protected by a durable powder coating, available in 6 standard colors, to prevent wear and corrosion. Use as fixed, stand-alone bollards or cover impact-resistant security posts. Removable mountings are available.

Specifications:

Height: 40 1/2"
Base Diameter: 5 3/4"
Weight: 72 lbs (Bollard Only)
Material: Ductile Iron
Max. Interior Security Post Size:
4 1/2" x 31" (Diameter x Height)

Finish Options:

⊙ Polyester Powdercoated

See Reliance Foundry's standard color options at:
www.reliance-foundry.com/bollard/colors-bollards

Installation Options:

- Fixed - Anchor Casting in New Concrete (see sheet 2 of 12)
- Fixed - Concrete Insert Anchor in Existing Concrete (see sheet 3 of 12)
- Fixed - Adhesive Anchor in Existing Concrete (see sheet 4 of 12)
- Fixed - Anchor Casting with Concrete Form (see sheet 5 of 12)
- Post Cover - New Post in New Concrete (see sheet 6 of 12)
- Post Cover - New Post in Existing Concrete (see sheet 7 of 12)
- ⊙ Post Cover - Existing Post with Adhesive Anchor (see sheet 8 of 12)
- Post Cover - Existing Post with Concrete Anchor (see sheet 9 of 12)
- Removable - Anchor Casting in New Concrete (see sheet 10 of 12)
- Removable - Concrete Insert Anchor in Existing Concrete (see sheet 11 of 12)
- Removable - Premium Retractable in New Concrete (see sheet 12 of 12)

For more information on bollard post installation, please visit:
www.reliance-foundry.com/bollard/installation-bollards

Care and Maintenance:

Reliance's line of bollards are finished with a long-lasting powder-coating. Proper care and maintenance are required. Regularly-performed inspections and routine cleaning will ensure that a bollard retains its aesthetic appeal and does not become damaged by the elements.

See Reliance Foundry's maintenance guide at:
www.reliance-foundry.com/bollard/maintenance-bollards

Notes:

- 1) Bollard post is provided as shown. Concrete, foundation and/or installation ordered separately or provided by others.
- 2) Minimum foundation sizes depend on local soil conditions, weather conditions, and engineering requirements.
- 3) Dimensions provided herein is for reference only. Please consult Reliance Foundry sales professionals if any dimension is critical to your particular installation.
- 4) Reliance Foundry reserves the right to amend design and specifications without prior notice for product improvement.

Tools needed:

- 1) Measuring tape
- 2) 1 1/2" wrench
- 3) 3/16" hex key
- 4) Hammer drill
- 5) 1 1/8" Masonry drill bit
- 6) Caulking gun and utility knife

PARTS LIST

ITEM	QTY	PART NUMBER	DESCRIPTION	MATERIAL	WEIGHT
1	1	R7572B	R7572 Base	Ductile Iron Powder Coated	47 lbs
2	1	R7572C	R7572 Cap	Ductile Iron Powder Coated	25 lbs
3	1	Adhesive Anchor	AC100+ Gold Adhesive Anchoring System	Vinylester Adhesive Mortar	5/8 lbs
4	1	R7500BAR 1"	R7500 Threaded Bar 1" Custom Order Length	Steel Plated	TBD
5	1	Washer 1" OD 3 1/2"	Washer 1" OD 3 1/2" Thick 1/4"	Steel Plated	5/8 lbs
6	1	Hex Nut 1"	Hex Nut 1" - requires 1 1/2" wrench	Steel Plated	1/4 lbs
7	3	Hexagon Socket Set Screw 3/8" x 5/8"	Hexagon Socket Set Screw 3/8" x 5/8" - requires 3/16" hex key	Stainless Steel	
8	3	Polyethylene Plug 3/8"	Polyethylene Plug 3/8"	LDPE Black	

COPYRIGHT RESERVED THIS PLAN DRAWING AND DESIGN ARE, AND AT ALL TIMES REMAIN, THE EXCLUSIVE PROPERTY OF RELIANCE FOUNDRY CO. LTD.

RELIANCE FOUNDRY
— SINCE 1925 —

Unit 207, 6450 - 148 Street, Surrey, BC V3S 7G7, Canada
1-877-789-3245 info@reliance-foundry.com
www.reliance-foundry.com

TITLE

Bollard R-7572

SIZE

C

DWG NO

R7572

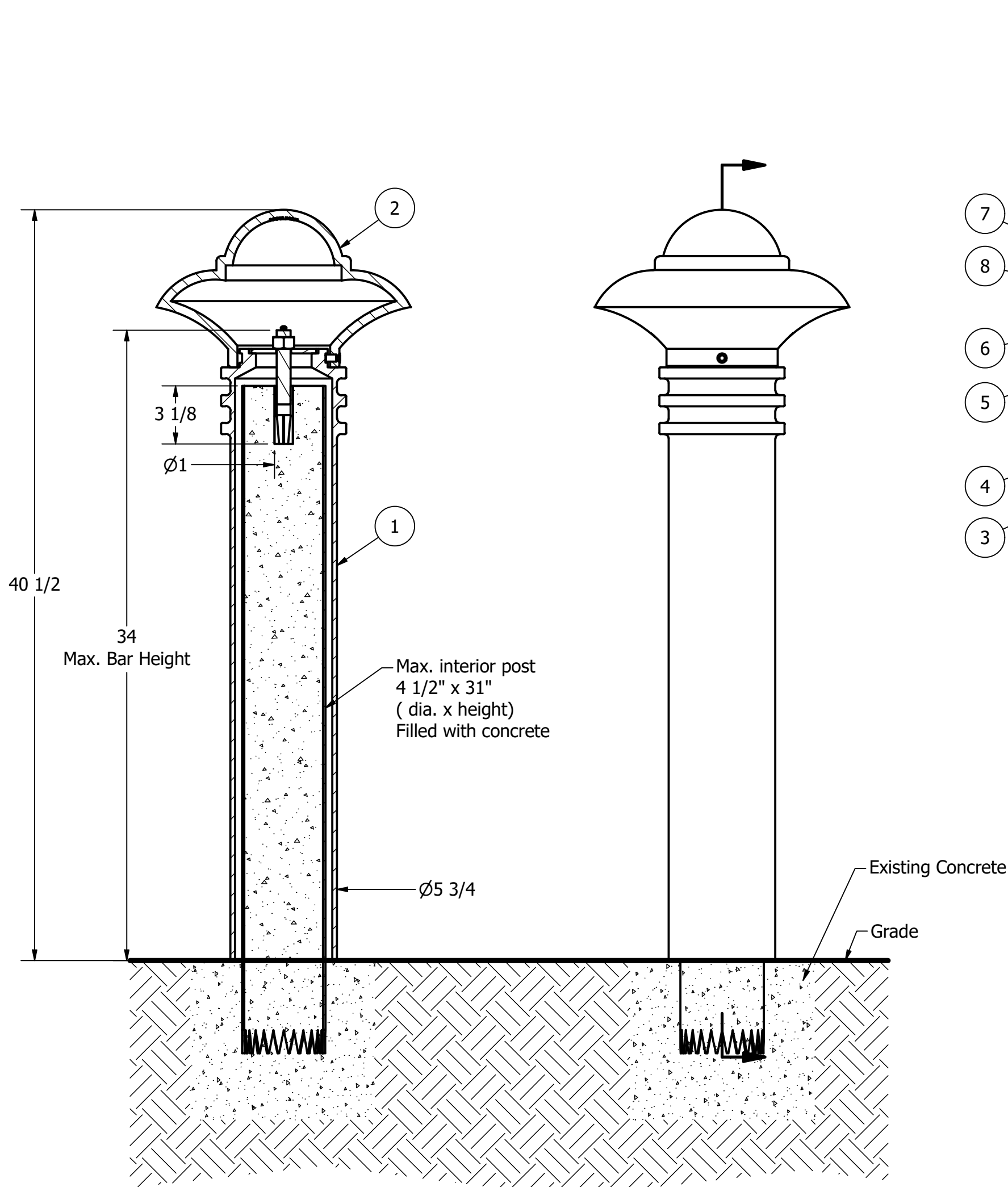
REV

C5

NOT TO SCALE

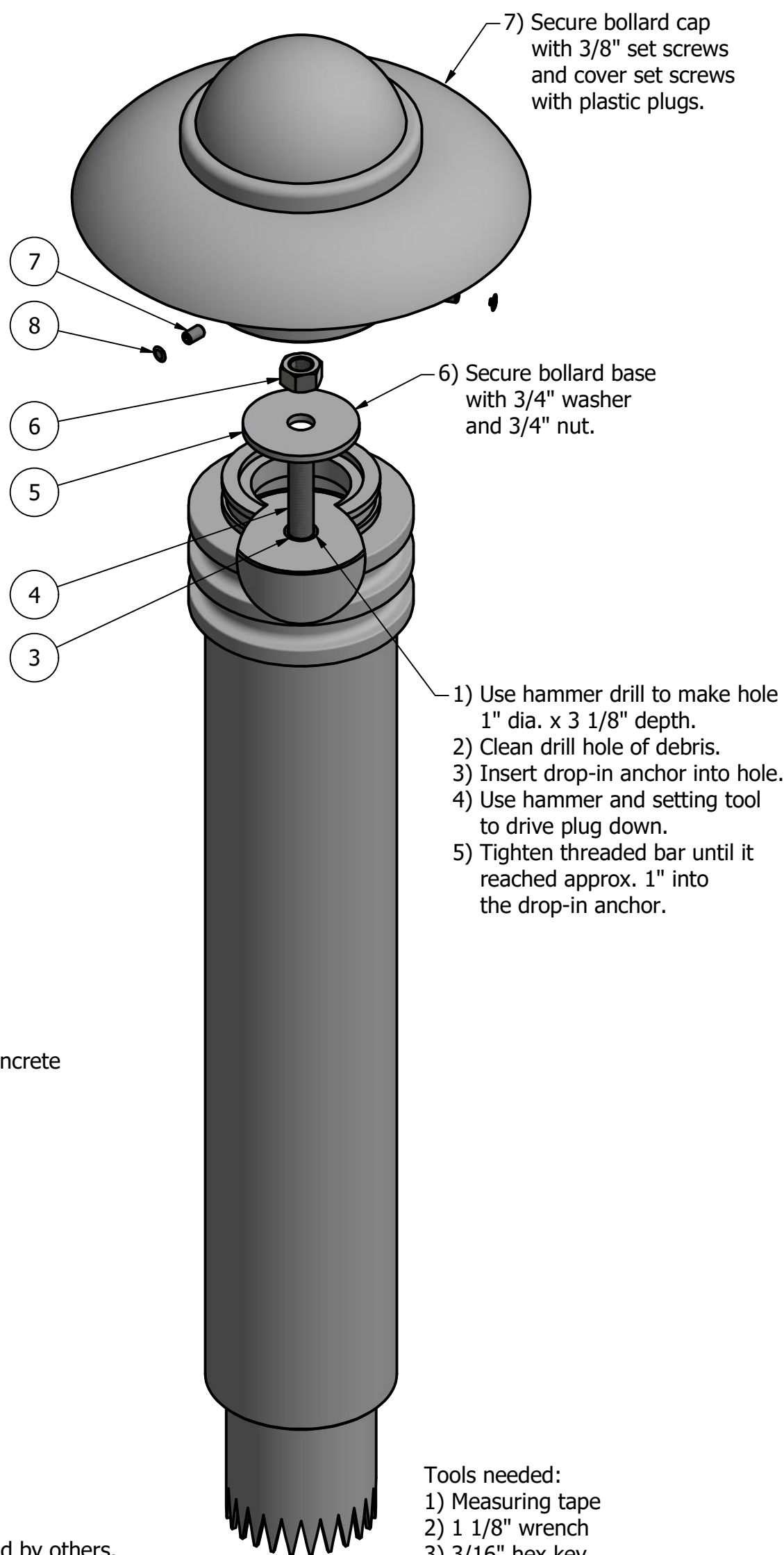
SHEET 8 OF 12

Bollard R-7572



Notes:

- 1) Bollard post is provided as shown. Concrete, foundation and/or installation ordered separately or provided by others.
- 2) Minimum foundation sizes depend on local soil conditions, weather conditions, and engineering requirements.
- 3) Dimensions provided herein is for reference only. Please consult Reliance Foundry sales professionals if any dimension is critical to your particular installation.
- 4) Reliance Foundry reserves the right to amend design and specifications without prior notice for product improvement.



- Tools needed:
- 1) Measuring tape
 - 2) 1 1/8 inch wrench
 - 3) 3/16 inch hex key
 - 4) Hammer drill
 - 5) 1 inch Masonry drill bit
 - 6) Hammer
 - 7) Drop-in concrete insert setting tool

General Description:

The R-7572 Decorative Bollard offers a clean, simple design suitable for any location. Made from resilient carbon steel, R-7572 bollards feature decorative annular rings and a domed top casting. Bollard surfaces are protected by a durable powder coating, available in 6 standard colors, to prevent wear and corrosion. Use as fixed, stand-alone bollards or cover impact-resistant security posts. Removable mountings are available.

Specifications:

Height: 40 1/2"
Base Diameter: 5 3/4"
Weight: 72 lbs (Bollard Only)
Material: Ductile Iron
Max. Interior Security Post Size:
4 1/2" x 31" (Diameter x Height)

Finish Options:

⊙ Polyester Powdercoated

See Reliance Foundry's standard color options at:
www.reliance-foundry.com/bollard/colors-bollards

Installation Options:

- Fixed - Anchor Casting in New Concrete (see sheet 2 of 12)
- Fixed - Concrete Insert Anchor in Existing Concrete (see sheet 3 of 12)
- Fixed - Adhesive Anchor in Existing Concrete (see sheet 4 of 12)
- Fixed - Anchor Casting with Concrete Form (see sheet 5 of 12)
- Post Cover - New Post in New Concrete (see sheet 6 of 12)
- Post Cover - New Post in Existing Concrete (see sheet 7 of 12)
- Post Cover - Existing Post with Adhesive Anchor (see sheet 8 of 12)
- ⊙ Post Cover - Existing Post with Concrete Anchor (see sheet 9 of 12)
- Removable - Anchor Casting in New Concrete (see sheet 10 of 12)
- Removable - Concrete Insert Anchor in Existing Concrete (see sheet 11 of 12)
- Removable - Premium Retractable in New Concrete (see sheet 12 of 12)

For more information on bollard post installation, please visit:
www.reliance-foundry.com/bollard/installation-bollards

Care and Maintenance:

Reliance's line of bollards are finished with a long-lasting powder-coating. Proper care and maintenance are required. Regularly-performed inspections and routine cleaning will ensure that a bollard retains its aesthetic appeal and does not become damaged by the elements.

See Reliance Foundry's maintenance guide at:
www.reliance-foundry.com/bollard/maintenance-bollards

RELIANCE FOUNDRY
— SINCE 1925 —

Unit 207, 6450 - 148 Street, Surrey, BC V3S 7G7, Canada
1-877-789-3245 info@reliance-foundry.com
www.reliance-foundry.com

Bollard R-7572

SIZE	DWG NO	REV
C	R7572	C5

PARTS LIST					
ITEM	QTY	PART NUMBER	DESCRIPTION	MATERIAL	WEIGHT
1	1	R7572B	R7572 Base	Ductile Iron Powder Coated	47 lbs
2	1	R7572C	R7572 Cap	Ductile Iron Powder Coated	25 lbs
3	1	Drop-in Concrete Insert 3/4"	Drop-in Concrete Insert 3/4" - requires 1" x 3 1/8" hole (dia. x depth)	Steel Plated	1/2 lbs
4	1	R7500BAR 3/4"	R7500 Threaded Bar 3/4" Custom Order Length	Steel Plated	TBD
5	1	Washer 3/4" OD 3 1/2"	Washer 3/4" OD 3 1/2" Thick 1/4"	Steel Plated	5/8 lbs
6	1	Hex Nut 3/4"	Hex Nut 3/4" - requires 1 1/8" wrench	Steel Plated	1/8 lbs
7	3	Hexagon Socket Set Screw 3/8" x 5/8"	Hexagon Socket Set Screw 3/8" x 5/8" - requires 3/16" hex key	Stainless Steel	
8	3	Polyethylene Plug 3/8"	Polyethylene Plug 3/8"	LDPE Black	

COPYRIGHT RESERVED THIS PLAN DRAWING AND DESIGN ARE, AND AT ALL TIMES REMAIN, THE EXCLUSIVE PROPERTY OF RELIANCE FOUNDRY CO. LTD.

NOT TO SCALE SHEET 9 OF 12

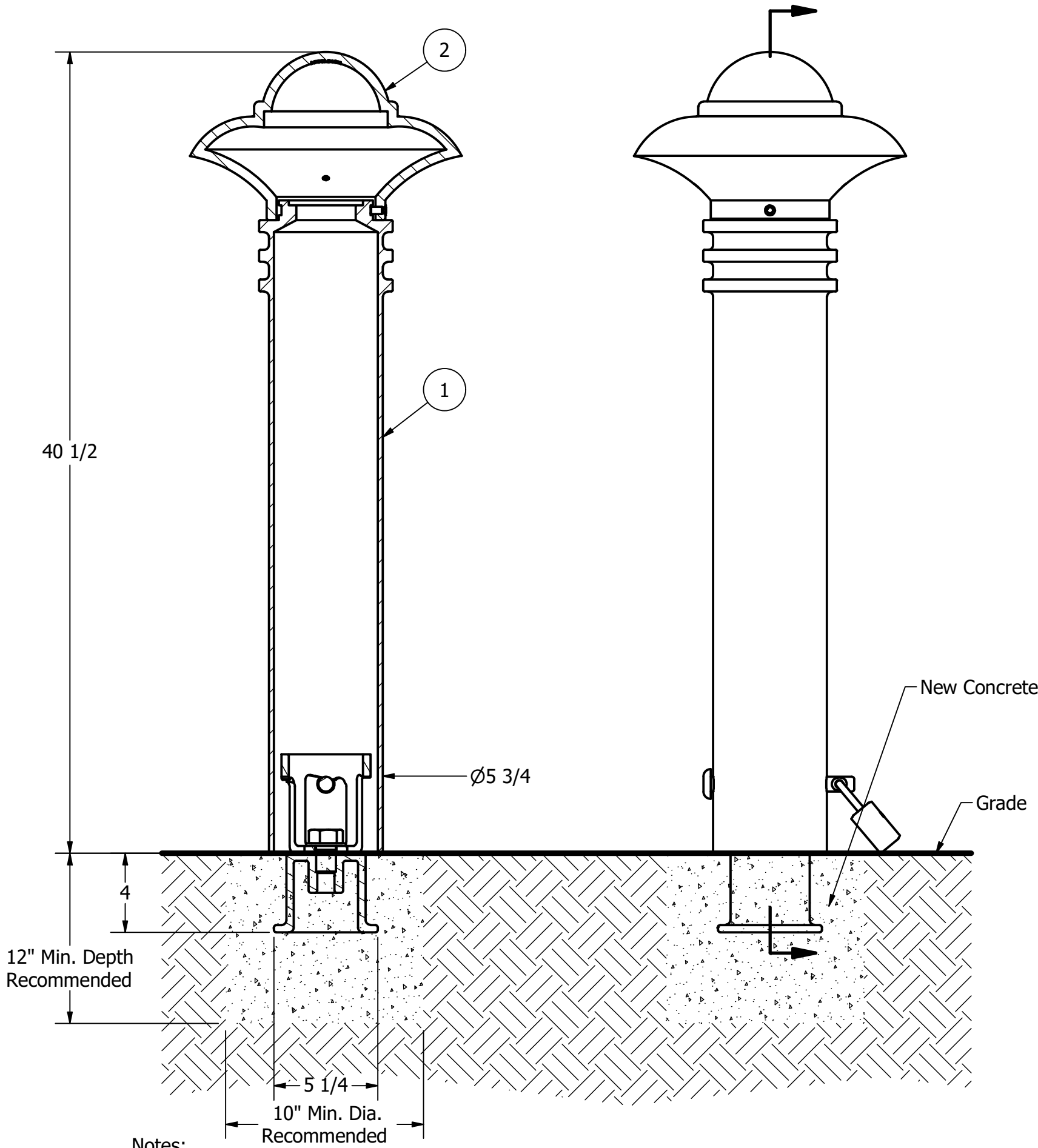
Bollard R-7572

D

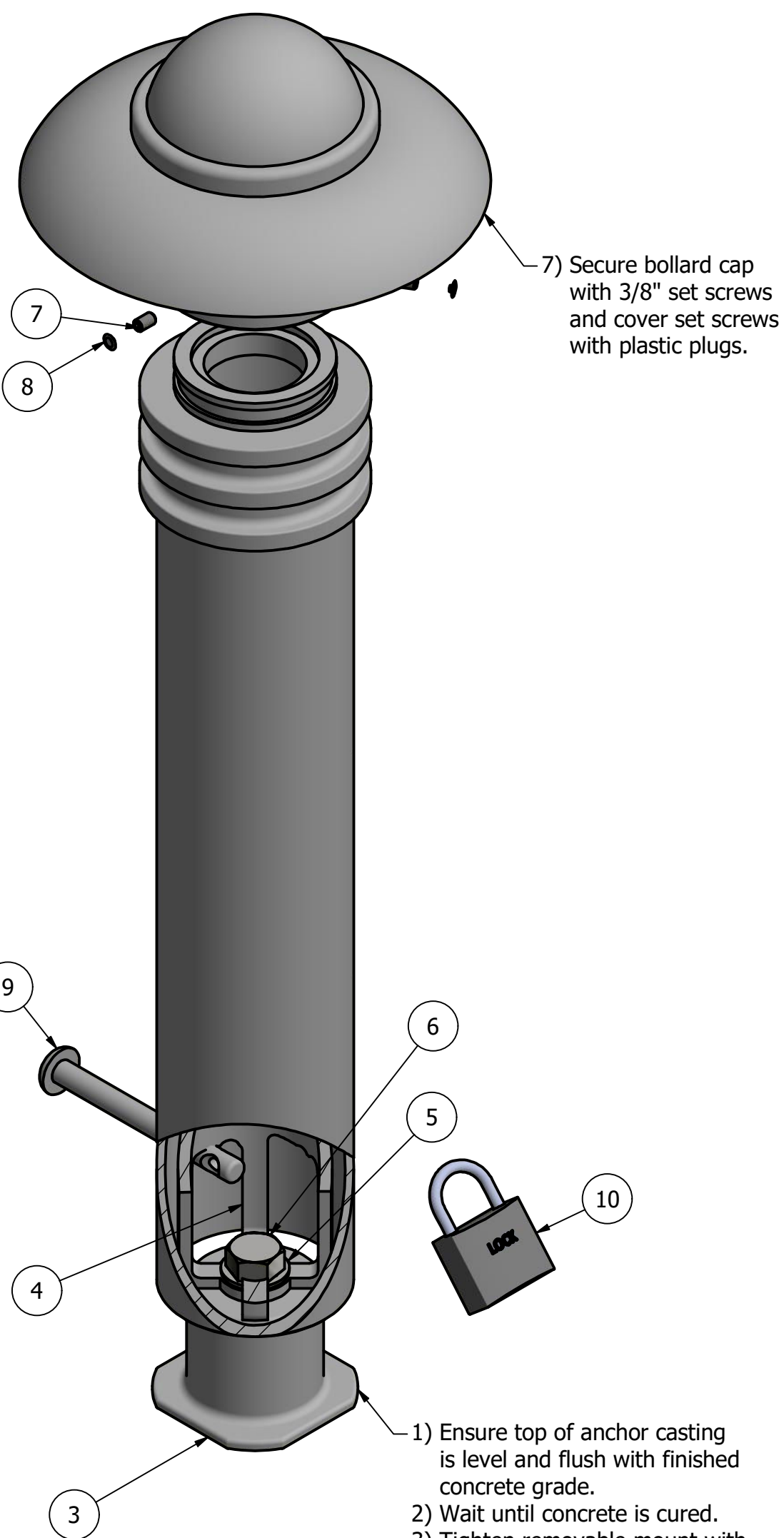
C

B

A



- Notes:
- 1) Bollard post is provided as shown. Concrete, foundation and/or installation ordered separately or provided by others.
 - 2) Minimum foundation sizes depend on local soil conditions, weather conditions, and engineering requirements.
 - 3) Dimensions provided herein is for reference only. Please consult Reliance Foundry sales professionals if any dimension is critical to your particular installation.
 - 4) Reliance Foundry reserves the right to amend design and specifications without prior notice for product improvement.



- Tools needed:
- 1) Measuring tape
 - 2) 1 1/2" wrench
 - 3) 3/16" hex key
- 1) Ensure top of anchor casting is level and flush with finished concrete grade.
 - 2) Wait until concrete is cured.
 - 3) Tighten removable mount with 1" washer and 1" bolt.
 - 4) Align and insert lock pin through bollard base.
 - 5) Turn bollard base clockwise to tighten it into position.
 - 6) Fasten the padlock.

General Description:

The R-7572 Decorative Bollard offers a clean, simple design suitable for any location. Made from resilient carbon steel, R-7572 bollards feature decorative annular rings and a domed top casting. Bollard surfaces are protected by a durable powder coating, available in 6 standard colors, to prevent wear and corrosion. Use as fixed, stand-alone bollards or cover impact-resistant security posts. Removable mountings are available.

Specifications:

Height: 40 1/2"
Base Diameter: 5 3/4"
Weight: 72 lbs (Bollard Only)
Material: Ductile Iron
Max. Interior Security Post Size:
4 1/2" x 31" (Diameter x Height)

Finish Options:

⊙ Polyester Powdercoated
See Reliance Foundry's standard color options at:
www.reliance-foundry.com/bollard/colors-bollards

Installation Options:

- Fixed - Anchor Casting in New Concrete (see sheet 2 of 12)
- Fixed - Concrete Insert Anchor in Existing Concrete (see sheet 3 of 12)
- Fixed - Adhesive Anchor in Existing Concrete (see sheet 4 of 12)
- Fixed - Anchor Casting with Concrete Form (see sheet 5 of 12)
- Post Cover - New Post in New Concrete (see sheet 6 of 12)
- Post Cover - New Post in Existing Concrete (see sheet 7 of 12)
- Post Cover - Existing Post with Adhesive Anchor (see sheet 8 of 12)
- Post Cover - Existing Post with Concrete Anchor (see sheet 9 of 12)
- ⊙ Removable - Anchor Casting in New Concrete (see sheet 10 of 12)
- Removable - Concrete Insert Anchor in Existing Concrete (see sheet 11 of 12)
- Removable - Premium Retractable in New Concrete (see sheet 12 of 12)

For more information on bollard post installation, please visit:
www.reliance-foundry.com/bollard/installation-bollards

Care and Maintenance:

Reliance's line of bollards are finished with a long-lasting powder-coating. Proper care and maintenance are required. Regularly-performed inspections and routine cleaning will ensure that a bollard retains its aesthetic appeal and does not become damaged by the elements.

See Reliance Foundry's maintenance guide at:
www.reliance-foundry.com/bollard/maintenance-bollards

PARTS LIST					
ITEM	QTY	PART NUMBER	DESCRIPTION	MATERIAL	WEIGHT
1	1	R7572B	R7572 Base	Ductile Iron Powder Coated	47 lbs
2	1	R7572C	R7572 Cap	Ductile Iron Powder Coated	25 lbs
3	1	R7500AN 1"	R7500 Anchor Casting 1"	Ductile Iron Hot Dip Galvanized	8 3/8 lbs
4	1	R7501B7RM 1"	R7501B7 Removable Mount 1"	Cast Steel Hot Dip Galvanized	3 1/2 lbs
5	1	Washer 1" OD 2"	Washer 1" OD 2" Thick 1/8"	Steel Plated	1/8 lbs
6	1	Hex Bolt 1" x 1 1/2"	Hex Bolt 1" x 1 1/2" - requires 1 1/2" wrench	Steel Plated	5/8 lbs
7	3	Hexagon Socket Set Screw 3/8" x 5/8"	Hexagon Socket Set Screw 3/8" x 5/8" - requires 3/16" hex key	Stainless Steel	
8	3	Polyethylene Plug 3/8"	Polyethylene Plug 3/8"	LDPE Black	
9	1	R7500 Lock Pin 3/4" x 7"	R7500 Lock Pin 3/4" x 7"	Steel Powder Coated	1 1/8 lbs
10	1	Padlock (Optional)	Optional Padlock (Brass or Stainless Steel)	Choice of Brass or Stainless Steel	5/8 lbs

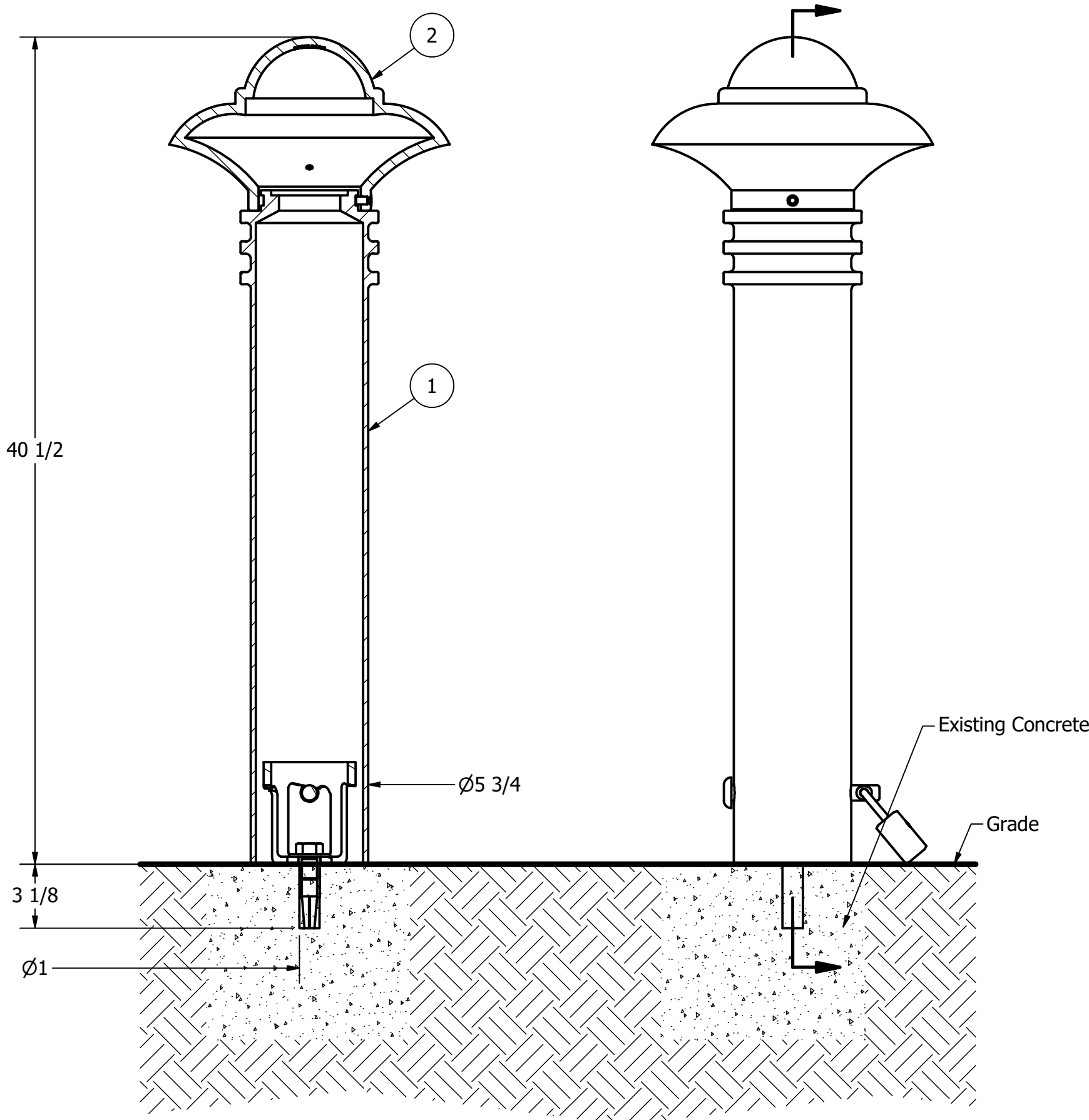
COPYRIGHT RESERVED THIS PLAN DRAWING AND DESIGN ARE, AND AT ALL TIMES REMAIN, THE EXCLUSIVE PROPERTY OF RELIANCE FOUNDRY CO. LTD.

RELIANCE FOUNDRY
— SINCE 1925 —

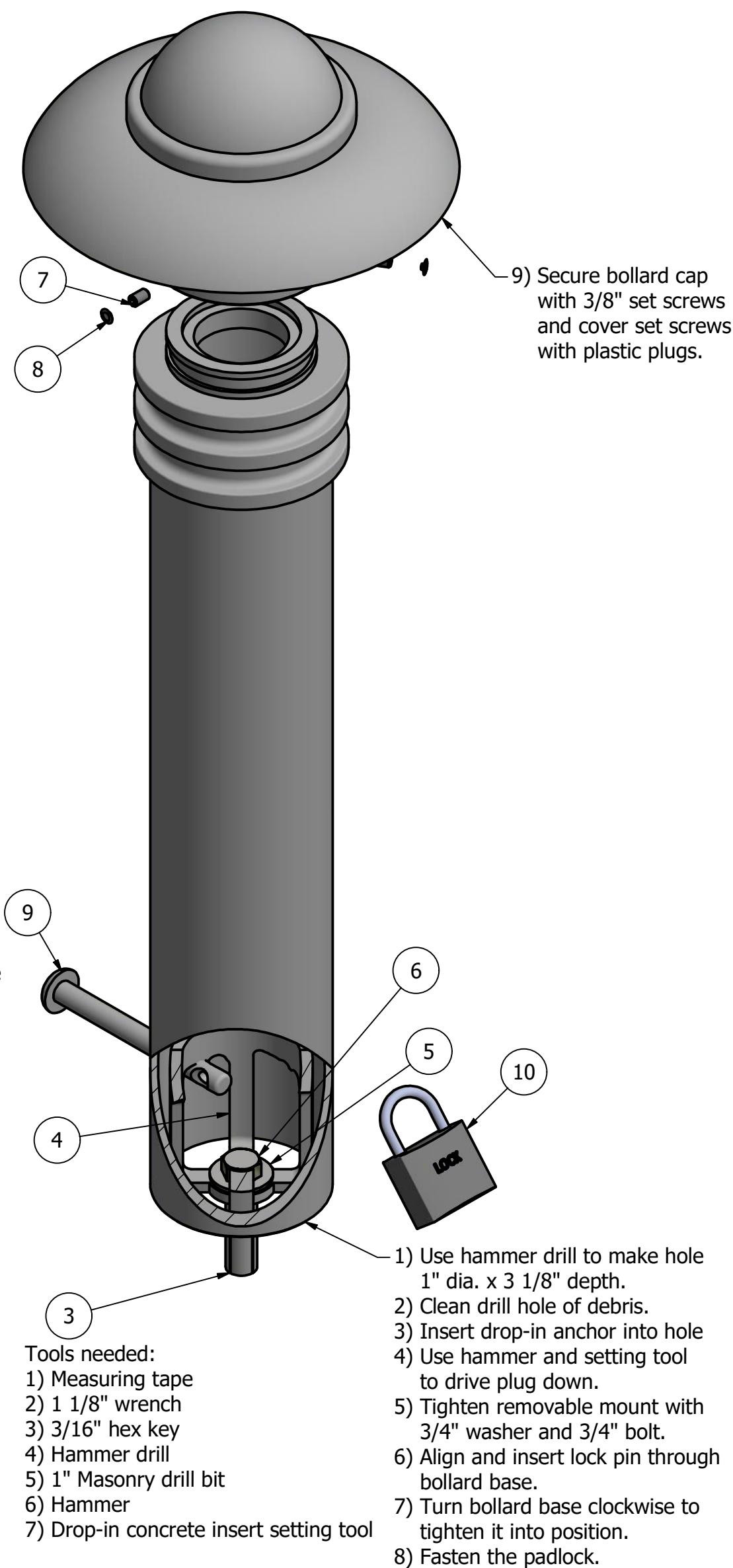
Unit 207, 6450 - 148 Street, Surrey, BC V3S 7G7, Canada
1-877-789-3245 info@reliance-foundry.com
www.reliance-foundry.com

TITLE			
Bollard R-7572			
SIZE		DWG NO	REV
C		R7572	C5
NOT TO SCALE		SHEET 10 OF 12	

Bollard R-7572



- Notes:
- 1) Bollard post is provided as shown. Concrete, foundation and/or installation ordered separately or provided by others.
 - 2) Minimum foundation sizes depend on local soil conditions, weather conditions, and engineering requirements.
 - 3) Dimensions provided herein is for reference only. Please consult Reliance Foundry sales professionals if any dimension is critical to your particular installation.
 - 4) Reliance Foundry reserves the right to amend design and specifications without prior notice for product improvement.



General Description:

The R-7572 Decorative Bollard offers a clean, simple design suitable for any location. Made from resilient carbon steel, R-7572 bollards feature decorative annular rings and a domed top casting. Bollard surfaces are protected by a durable powder coating, available in 6 standard colors, to prevent wear and corrosion. Use as fixed, stand-alone bollards or cover impact-resistant security posts. Removable mountings are available.

Specifications:

Height: 40 1/2"
Base Diameter: 5 3/4"
Weight: 72 lbs (Bollard Only)
Material: Ductile Iron
Max. Interior Security Post Size:
4 1/2" x 31" (Diameter x Height)

Finish Options:

⊙ Polyester Powdercoated

See Reliance Foundry's standard color options at:
www.reliance-foundry.com/bollard/colors-bollards

Installation Options:

- Fixed - Anchor Casting in New Concrete (see sheet 2 of 12)
- Fixed - Concrete Insert Anchor in Existing Concrete (see sheet 3 of 12)
- Fixed - Adhesive Anchor in Existing Concrete (see sheet 4 of 12)
- Fixed - Anchor Casting with Concrete Form (see sheet 5 of 12)
- Post Cover - New Post in New Concrete (see sheet 6 of 12)
- Post Cover - New Post in Existing Concrete (see sheet 7 of 12)
- Post Cover - Existing Post with Adhesive Anchor (see sheet 8 of 12)
- Post Cover - Existing Post with Concrete Anchor (see sheet 9 of 12)
- Removable - Anchor Casting in New Concrete (see sheet 10 of 12)
- ⊙ Removable - Concrete Insert Anchor in Existing Concrete (see sheet 11 of 12)
- Removable - Premium Retractable in New Concrete (see sheet 12 of 12)

For more information on bollard post installation, please visit:
www.reliance-foundry.com/bollard/installation-bollards

Care and Maintenance:

Reliance's line of bollards are finished with a long-lasting powder-coating. Proper care and maintenance are required. Regularly-performed inspections and routine cleaning will ensure that a bollard retains its aesthetic appeal and does not become damaged by the elements.

See Reliance Foundry's maintenance guide at:
www.reliance-foundry.com/bollard/maintenance-bollards

PARTS LIST

ITEM	QTY	PART NUMBER	DESCRIPTION	MATERIAL	WEIGHT
1	1	R7572B	R7572 Base	Ductile Iron Powder Coated	47 lbs
2	1	R7572C	R7572 Cap	Ductile Iron Powder Coated	25 lbs
3	1	Drop-in Concrete Insert 3/4"	Drop-in Concrete Insert 3/4" - requires 1" x 3 1/8" hole (dia. x depth)	Steel Plated	1/2 lbs
4	1	R7501B7RM 1"	R7501B7 Removable Mount 1"	Cast Steel Hot Dip Galvanized	3 1/2 lbs
5	1	Washer 3/4" OD 2"	Washer 3/4" OD 2" Thick 1/8"	Steel Plated	1/8 lbs
6	1	Hex Bolt 3/4" x 1 1/4"	Hex Bolt 3/4" x 1 1/4" - requires 1 1/8" wrench	Steel Plated	1/4 lbs
7	3	Hexagon Socket Set Screw 3/8" x 5/8"	Hexagon Socket Set Screw 3/8" x 5/8" - requires 3/16" hex key	Stainless Steel	
8	3	Polyethylene Plug 3/8"	Polyethylene Plug 3/8"	LDPE Black	
9	1	R7500 Lock Pin 3/4" x 7"	R7500 Lock Pin 3/4" x 7"	Steel Powder Coated	1 1/8 lbs
10	1	Padlock (Optional)	Optional Padlock (Brass or Stainless Steel)	Choice of Brass or Stainless Steel	5/8 lbs

COPYRIGHT RESERVED THIS PLAN DRAWING AND DESIGN ARE, AND AT ALL TIMES REMAIN, THE EXCLUSIVE PROPERTY OF RELIANCE FOUNDRY CO. LTD.

RELIANCE FOUNDRY
— SINCE 1925 —

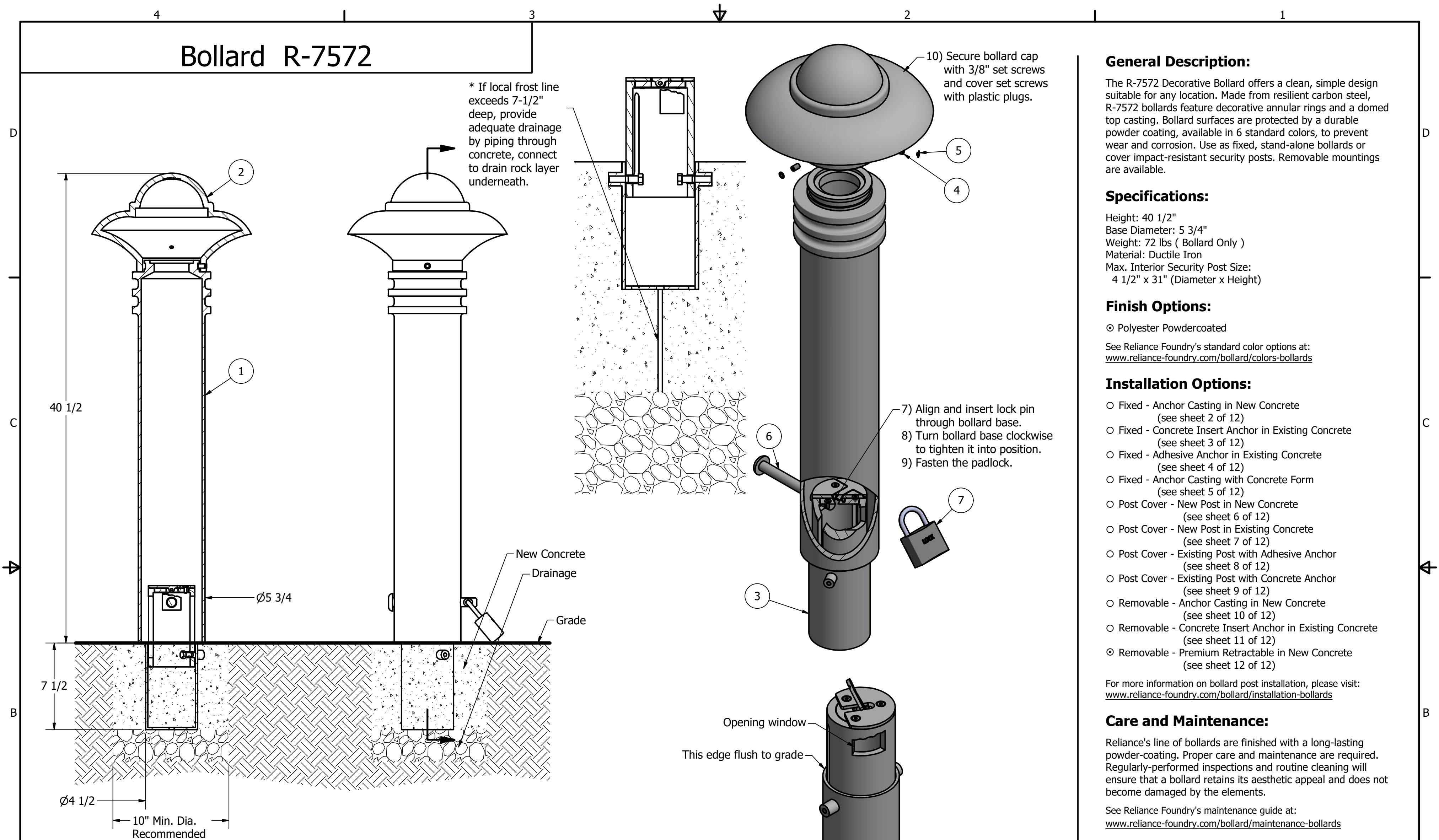
Unit 207, 6450 - 148 Street, Surrey, BC V3S 7G7, Canada
1-877-789-3245 info@reliance-foundry.com
www.reliance-foundry.com

Bollard R-7572

SIZE	DWG NO	REV
C	R7572	C5

NOT TO SCALE SHEET 11 OF 12

Bollard R-7572



General Description:

The R-7572 Decorative Bollard offers a clean, simple design suitable for any location. Made from resilient carbon steel, R-7572 bollards feature decorative annular rings and a domed top casting. Bollard surfaces are protected by a durable powder coating, available in 6 standard colors, to prevent wear and corrosion. Use as fixed, stand-alone bollards or cover impact-resistant security posts. Removable mountings are available.

Specifications:

Height: 40 1/2"
Base Diameter: 5 3/4"
Weight: 72 lbs (Bollard Only)
Material: Ductile Iron
Max. Interior Security Post Size:
4 1/2" x 31" (Diameter x Height)

Finish Options:

⊙ Polyester Powdercoated

See Reliance Foundry's standard color options at:
www.reliance-foundry.com/bollard/colors-bollards

Installation Options:

- Fixed - Anchor Casting in New Concrete (see sheet 2 of 12)
- Fixed - Concrete Insert Anchor in Existing Concrete (see sheet 3 of 12)
- Fixed - Adhesive Anchor in Existing Concrete (see sheet 4 of 12)
- Fixed - Anchor Casting with Concrete Form (see sheet 5 of 12)
- Post Cover - New Post in New Concrete (see sheet 6 of 12)
- Post Cover - New Post in Existing Concrete (see sheet 7 of 12)
- Post Cover - Existing Post with Adhesive Anchor (see sheet 8 of 12)
- Post Cover - Existing Post with Concrete Anchor (see sheet 9 of 12)
- Removable - Anchor Casting in New Concrete (see sheet 10 of 12)
- Removable - Concrete Insert Anchor in Existing Concrete (see sheet 11 of 12)
- ⊙ Removable - Premium Retractable in New Concrete (see sheet 12 of 12)

For more information on bollard post installation, please visit:
www.reliance-foundry.com/bollard/installation-bollards

Care and Maintenance:

Reliance's line of bollards are finished with a long-lasting powder-coating. Proper care and maintenance are required. Regularly-performed inspections and routine cleaning will ensure that a bollard retains its aesthetic appeal and does not become damaged by the elements.

See Reliance Foundry's maintenance guide at:
www.reliance-foundry.com/bollard/maintenance-bollards

RELIANCE FOUNDRY
— SINCE 1925 —

Unit 207, 6450 - 148 Street, Surrey, BC V3S 7G7, Canada
1-877-789-3245 info@reliance-foundry.com
www.reliance-foundry.com

TITLE

Bollard R-7572

SIZE
C

DWG NO
R7572

REV
C5

NOT TO SCALE

SHEET 12 OF 12

PARTS LIST

ITEM	QTY	PART NUMBER	DESCRIPTION	MATERIAL	WEIGHT
1	1	R7572B	R7572 Base	Ductile Iron Powder Coated	47 lbs
2	1	R7572C	R7572 Cap	Ductile Iron Powder Coated	25 lbs
3	1	R7000	R7000 Retractable Removable Mount w/ Spacer S	Steel Hot Dip Galvanized	15 5/8 lbs
4	3	Hexagon Socket Set Screw 3/8" x 5/8"	Hexagon Socket Set Screw 3/8" x 5/8" - requires 3/16" hex key	Stainless Steel	
5	3	Polyethylene Plug 3/8"	Polyethylene Plug 3/8"	LDPE Black	
6	1	R7500 Lock Pin 3/4" x 7"	R7500 Lock Pin 3/4" x 7"	Steel Powder Coated	1 1/8 lbs
7	1	Padlock (Optional)	Optional Padlock (Brass or Stainless Steel)	Choice of Brass or Stainless Steel	5/8 lbs

COPYRIGHT RESERVED THIS PLAN DRAWING AND DESIGN ARE, AND AT ALL TIMES REMAIN, THE EXCLUSIVE PROPERTY OF RELIANCE FOUNDRY CO. LTD.