

Bollard R-7589

General Description:

The R-7589 Decorative Bollard is made from a versatile ductile iron. It features a wide base with tapered body, decorative fluting and a spherical top casting. Bollard surfaces are protected by a durable powder coating, available in 6 standard colors, to prevent wear and corrosion. Use as fixed, stand-alone bollards or cover impact-resistant security posts. Removable mountings are available.

Specifications:

Height: 35"
Base Diameter: 15"
Weight: 108 lbs (Bollard Only)
Material: Ductile Iron
Max. Interior Security Post Size:
4 1/2" x 25" (Diameter x Height)

Finish Options:

⊙ Polyester Powdercoated

See Reliance Foundry's standard color options at:
www.reliance-foundry.com/bollard/colors-bollards

Installation Options:

- Fixed - Anchor Casting in New Concrete (see sheet 2 of 12)
- Fixed - Concrete Insert Anchor in Existing Concrete (see sheet 3 of 12)
- Fixed - Adhesive Anchor in Existing Concrete (see sheet 4 of 12)
- Fixed - Anchor Casting with Concrete Form (see sheet 5 of 12)
- Post Cover - New Post in New Concrete (see sheet 6 of 12)
- Post Cover - New Post in Existing Concrete (see sheet 7 of 12)
- Post Cover - Existing Post with Adhesive Anchor (see sheet 8 of 12)
- Post Cover - Existing Post with Concrete Anchor (see sheet 9 of 12)
- Removable - Anchor Casting in New Concrete (see sheet 10 of 12)
- Removable - Concrete Insert Anchor in Existing Concrete (see sheet 11 of 12)
- Removable - Premium Retractable in New Concrete (see sheet 12 of 12)

For more information on bollard post installation, please visit:
www.reliance-foundry.com/bollard/installation-bollards

Care and Maintenance:

Reliance's line of bollards are finished with a long-lasting powder-coating. Proper care and maintenance are required. Regularly-performed inspections and routine cleaning will ensure that a bollard retains its aesthetic appeal and does not become damaged by the elements.

See Reliance Foundry's maintenance guide at:
www.reliance-foundry.com/bollard/maintenance-bollards

RELiance FOUNDRY
SINCE 1925

Unit 207, 6450 - 148 Street, Surrey, BC V3S 7G7, Canada
1-877-789-3245 info@reliance-foundry.com
www.reliance-foundry.com

TITLE

Bollard R-7589

SIZE

C

DWG NO


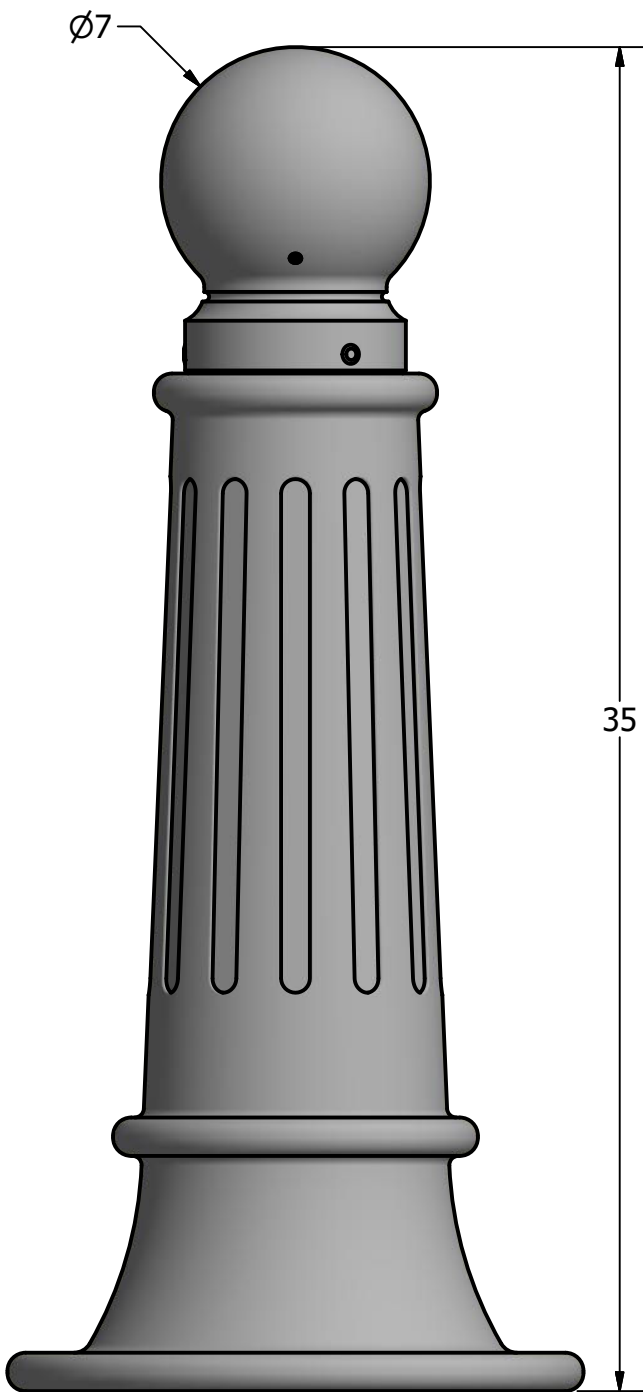
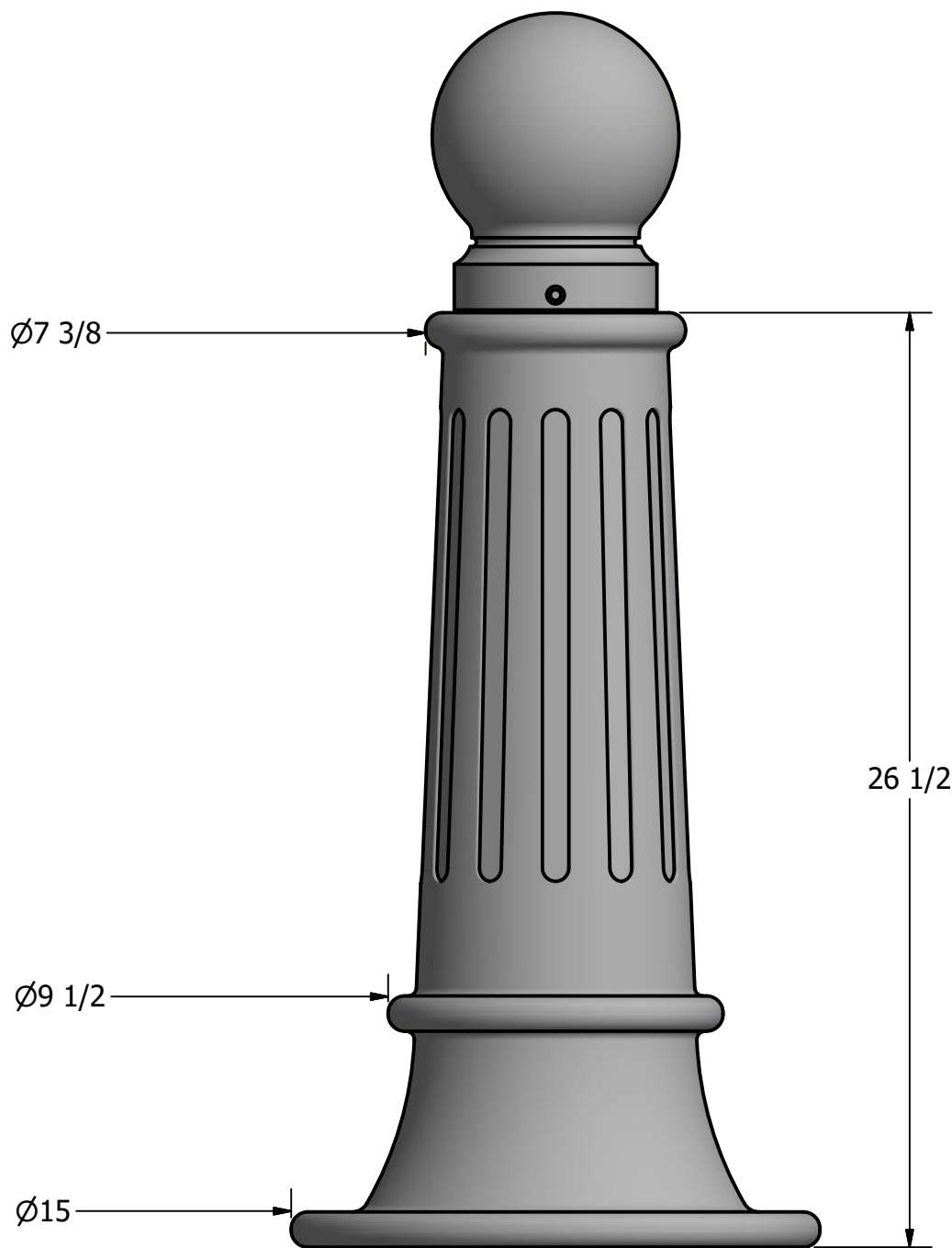
R7589

REV

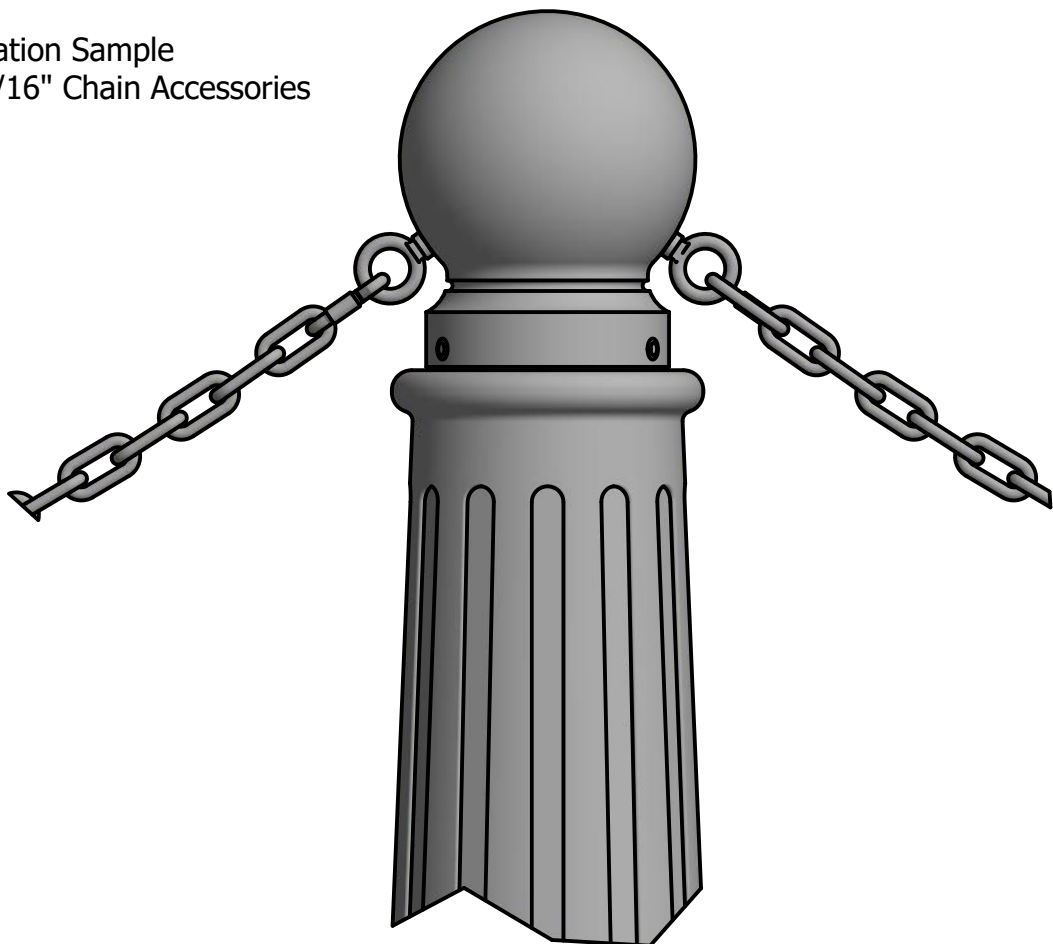
C4

NOT TO SCALE

SHEET 1 OF 12



Installation Sample
with 5/16" Chain Accessories



Bollard Chain Eye 3/8"
(Powder Coated)



Quick Link Connector 5/16"
(Powder Coated)



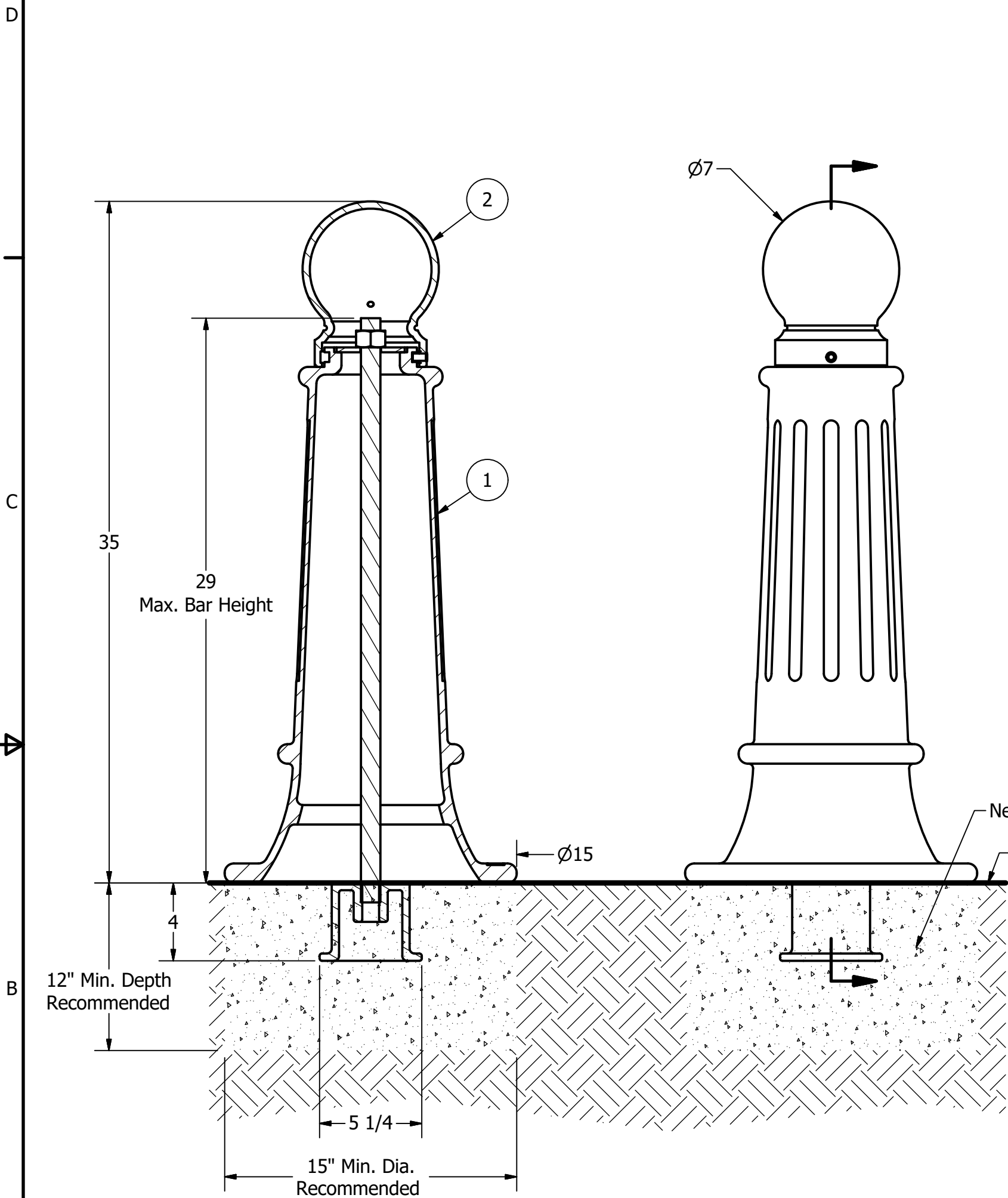
Bollard Chain 5/16"
(Powder Coated)

Optional Accessories:

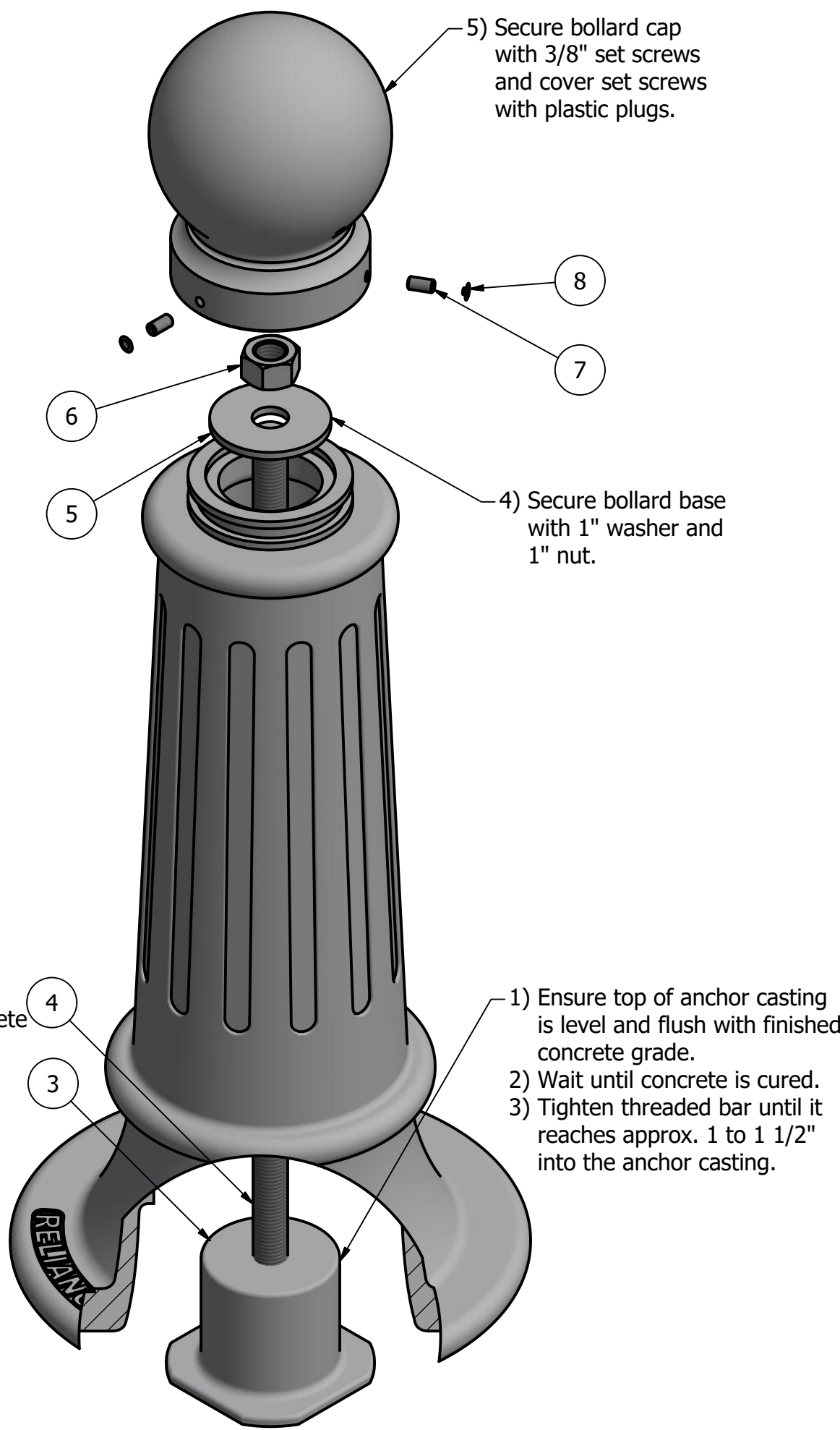
- Chain Eye
- Quick link
- Chain (5/16")
- Padlock, Brass (1 3/4")
- Padlock, Stainless Steel (2")

See Reliance Foundry's optional accessories at:
www.reliance-foundry.com/bollard/accessories-bollards

Bollard R-7589



- Notes:
- 1) Bollard post is provided as shown. Concrete, foundation and/or installation ordered separately or provided by others.
 - 2) Minimum foundation sizes depend on local soil conditions, weather conditions, and engineering requirements.
 - 3) Dimensions provided herein is for reference only. Please consult Reliance Foundry sales professionals if any dimension is critical to your particular installation.
 - 4) Reliance Foundry reserves the right to amend design and specifications without prior notice for product improvement.



- Tools needed:
- 1) Measuring tape
 - 2) 1 1/2" wrench
 - 3) 3/16" hex key

General Description:

The R-7589 Decorative Bollard is made from a versatile ductile iron. It features a wide base with tapered body, decorative fluting and a spherical top casting. Bollard surfaces are protected by a durable powder coating, available in 6 standard colors, to prevent wear and corrosion. Use as fixed, stand-alone bollards or cover impact-resistant security posts. Removable mountings are available.

Specifications:

Height: 35"
Base Diameter: 15"
Weight: 108 lbs (Bollard Only)
Material: Ductile Iron
Max. Interior Security Post Size:
4 1/2" x 25" (Diameter x Height)

Finish Options:

⊙ Polyester Powdercoated

See Reliance Foundry's standard color options at:
www.reliance-foundry.com/bollard/colors-bollards

Installation Options:

- ⊙ Fixed - Anchor Casting in New Concrete (see sheet 2 of 12)
- Fixed - Concrete Insert Anchor in Existing Concrete (see sheet 3 of 12)
- Fixed - Adhesive Anchor in Existing Concrete (see sheet 4 of 12)
- Fixed - Anchor Casting with Concrete Form (see sheet 5 of 12)
- Post Cover - New Post in New Concrete (see sheet 6 of 12)
- Post Cover - New Post in Existing Concrete (see sheet 7 of 12)
- Post Cover - Existing Post with Adhesive Anchor (see sheet 8 of 12)
- Post Cover - Existing Post with Concrete Anchor (see sheet 9 of 12)
- Removable - Anchor Casting in New Concrete (see sheet 10 of 12)
- Removable - Concrete Insert Anchor in Existing Concrete (see sheet 11 of 12)
- Removable - Premium Retractable in New Concrete (see sheet 12 of 12)

For more information on bollard post installation, please visit:
www.reliance-foundry.com/bollard/installation-bollards

Care and Maintenance:

Reliance's line of bollards are finished with a long-lasting powder-coating. Proper care and maintenance are required. Regularly-performed inspections and routine cleaning will ensure that a bollard retains its aesthetic appeal and does not become damaged by the elements.

See Reliance Foundry's maintenance guide at:
www.reliance-foundry.com/bollard/maintenance-bollards

RELIANCE FOUNDRY
SINCE 1925

Unit 207, 6450 - 148 Street, Surrey, BC V3S 7G7, Canada
1-877-789-3245 info@reliance-foundry.com
www.reliance-foundry.com

TITLE

Bollard R-7589

SIZE
C

DWG NO
R7589

REV
C4

NOT TO SCALE

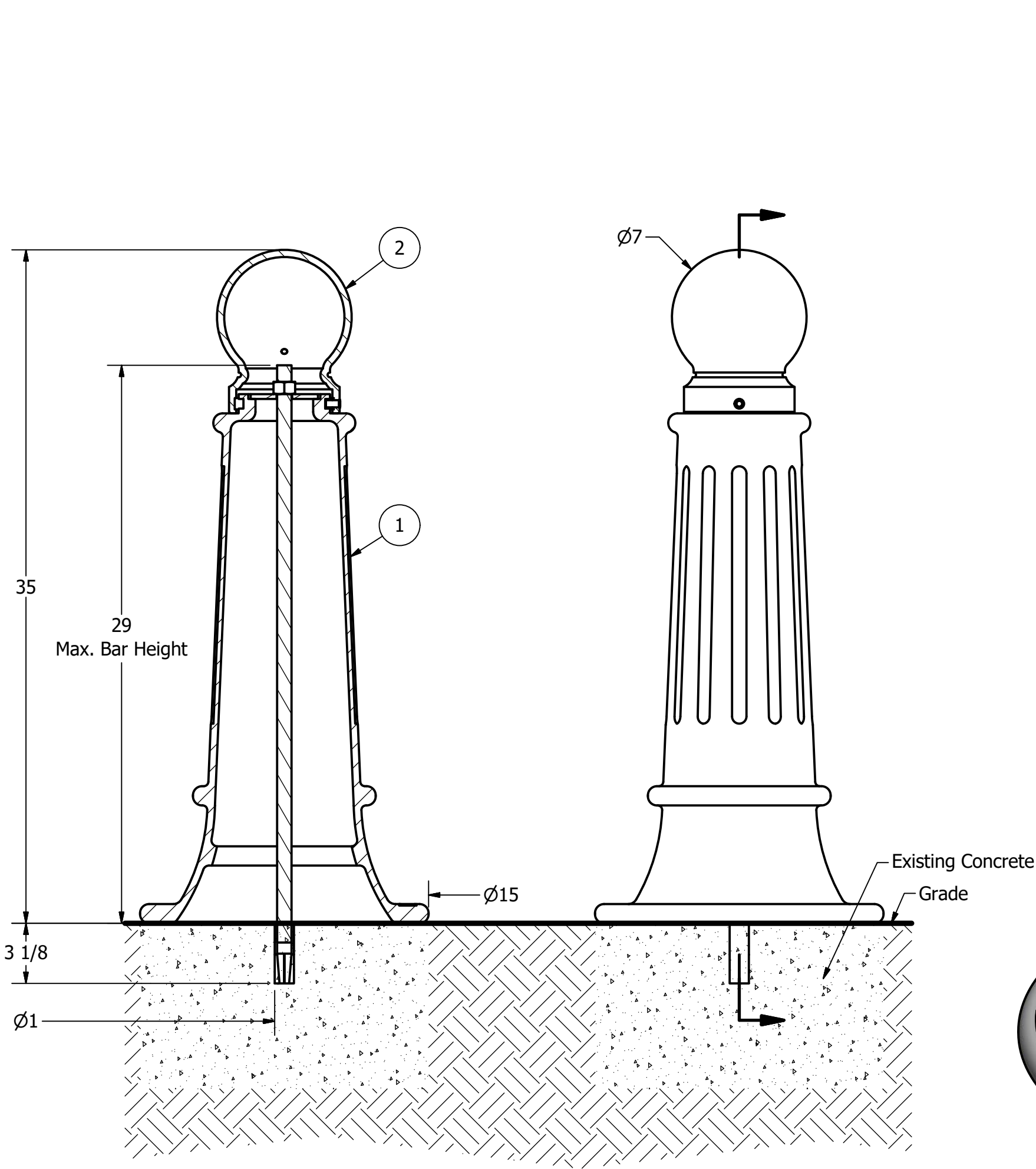
SHEET 2 OF 12

PARTS LIST

ITEM	QTY	PART NUMBER	DESCRIPTION	MATERIAL	WEIGHT
1	1	R7589B	R7589 Base	Ductile Iron Powder Coated	93 lbs
2	1	R7589C	R7589 Cap	Ductile Iron Powder Coated	15 lbs
3	1	R7500AN 1"	R7500 Anchor Casting 1"	Ductile Iron Hot Dip Galvanized	8 3/8 lbs
4	1	R7500BAR 1"	R7500 Threaded Bar 1" x 30"	Steel Plated	5 1/2 lbs
5	1	Washer 1" OD 3 1/2"	Washer 1" OD 3 1/2" Thick 1/4"	Steel Plated	5/8 lbs
6	1	Hex Nut 1"	Hex Nut 1" - requires 1 1/2" wrench	Steel Plated	1/4 lbs
7	3	Hexagon Socket Set Screw 3/8" x 3/4"	Hexagon Socket Set Screw 3/8" x 3/4" - requires 3/16" hex key	Stainless Steel	
8	3	Polyethylene Plug 3/8"	Polyethylene Plug 3/8"	LDPE Black	

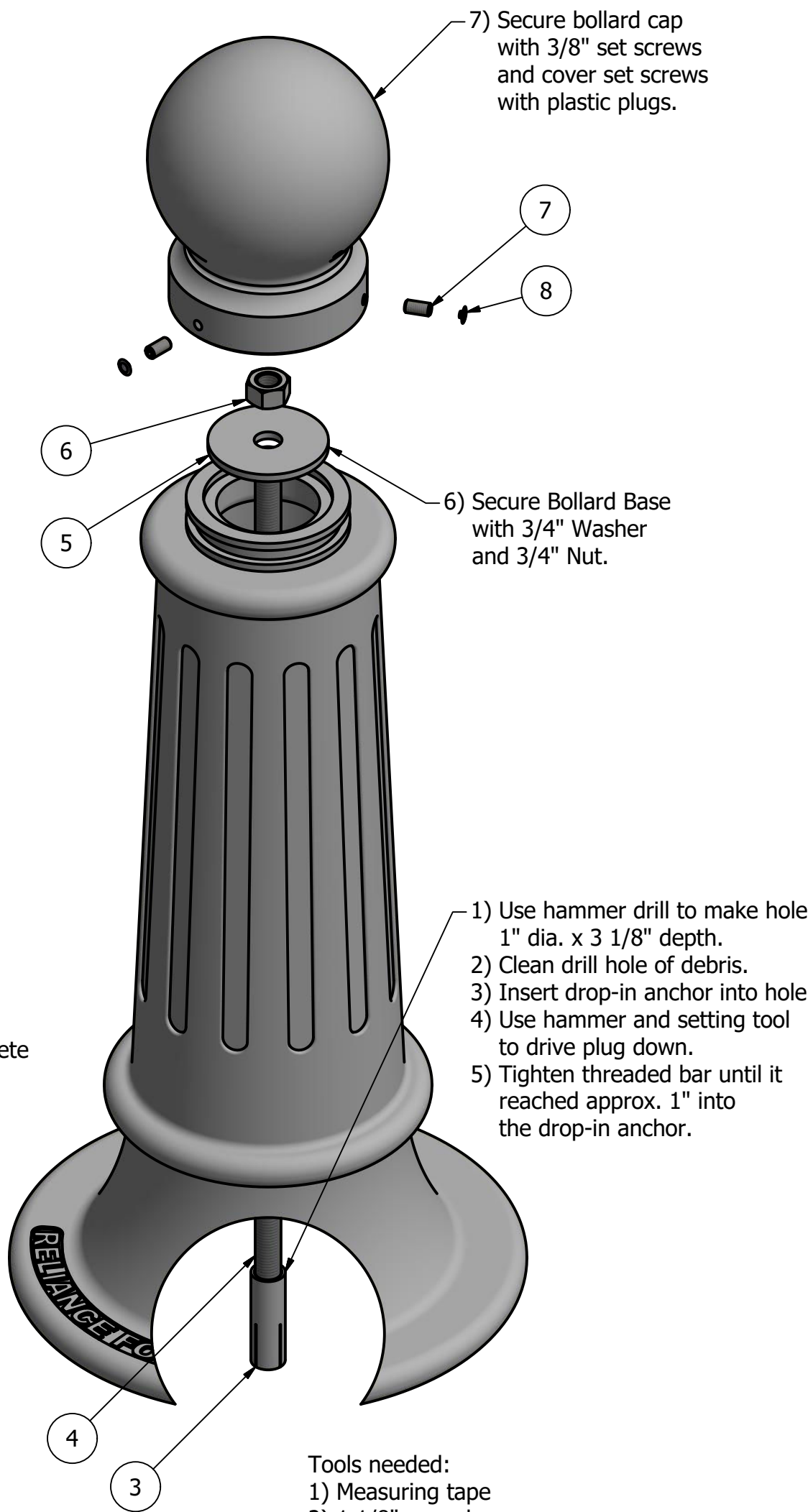
COPYRIGHT RESERVED THIS PLAN DRAWING AND DESIGN ARE, AND AT ALL TIMES REMAIN, THE EXCLUSIVE PROPERTY OF RELIANCE FOUNDRY CO. LTD.

Bollard R-7589



Notes:

- 1) Bollard post is provided as shown. Concrete, foundation and/or installation ordered separately or provided by others.
- 2) Minimum foundation sizes depend on local soil conditions, weather conditions, and engineering requirements.
- 3) Dimensions provided herein is for reference only. Please consult Reliance Foundry sales professionals if any dimension is critical to your particular installation.
- 4) Reliance Foundry reserves the right to amend design and specifications without prior notice for product improvement.



Tools needed:

- 1) Measuring tape
- 2) 1 1/8" wrench
- 3) 3/16" hex key
- 4) Hammer drill
- 5) 1" Masonry drill bit
- 6) Hammer
- 7) Drop-in concrete insert setting tool

General Description:

The R-7589 Decorative Bollard is made from a versatile ductile iron. It features a wide base with tapered body, decorative fluting and a spherical top casting. Bollard surfaces are protected by a durable powder coating, available in 6 standard colors, to prevent wear and corrosion. Use as fixed, stand-alone bollards or cover impact-resistant security posts. Removable mountings are available.

Specifications:

Height: 35"
Base Diameter: 15"
Weight: 108 lbs (Bollard Only)
Material: Ductile Iron
Max. Interior Security Post Size:
4 1/2" x 25" (Diameter x Height)

Finish Options:

⊙ Polyester Powdercoated

See Reliance Foundry's standard color options at:
www.reliance-foundry.com/bollard/colors-bollards

Installation Options:

- Fixed - Anchor Casting in New Concrete (see sheet 2 of 12)
- ⊙ Fixed - Concrete Insert Anchor in Existing Concrete (see sheet 3 of 12)
- Fixed - Adhesive Anchor in Existing Concrete (see sheet 4 of 12)
- Fixed - Anchor Casting with Concrete Form (see sheet 5 of 12)
- Post Cover - New Post in New Concrete (see sheet 6 of 12)
- Post Cover - New Post in Existing Concrete (see sheet 7 of 12)
- Post Cover - Existing Post with Adhesive Anchor (see sheet 8 of 12)
- Post Cover - Existing Post with Concrete Anchor (see sheet 9 of 12)
- Removable - Anchor Casting in New Concrete (see sheet 10 of 12)
- Removable - Concrete Insert Anchor in Existing Concrete (see sheet 11 of 12)
- Removable - Premium Retractable in New Concrete (see sheet 12 of 12)

For more information on bollard post installation, please visit:
www.reliance-foundry.com/bollard/installation-bollards

Care and Maintenance:

Reliance's line of bollards are finished with a long-lasting powder-coating. Proper care and maintenance are required. Regularly-performed inspections and routine cleaning will ensure that a bollard retains its aesthetic appeal and does not become damaged by the elements.

See Reliance Foundry's maintenance guide at:
www.reliance-foundry.com/bollard/maintenance-bollards

RELIANCE FOUNDRY
SINCE 1925

Unit 207, 6450 - 148 Street, Surrey, BC V3S 7G7, Canada
1-877-789-3245 info@reliance-foundry.com
www.reliance-foundry.com

Bollard R-7589

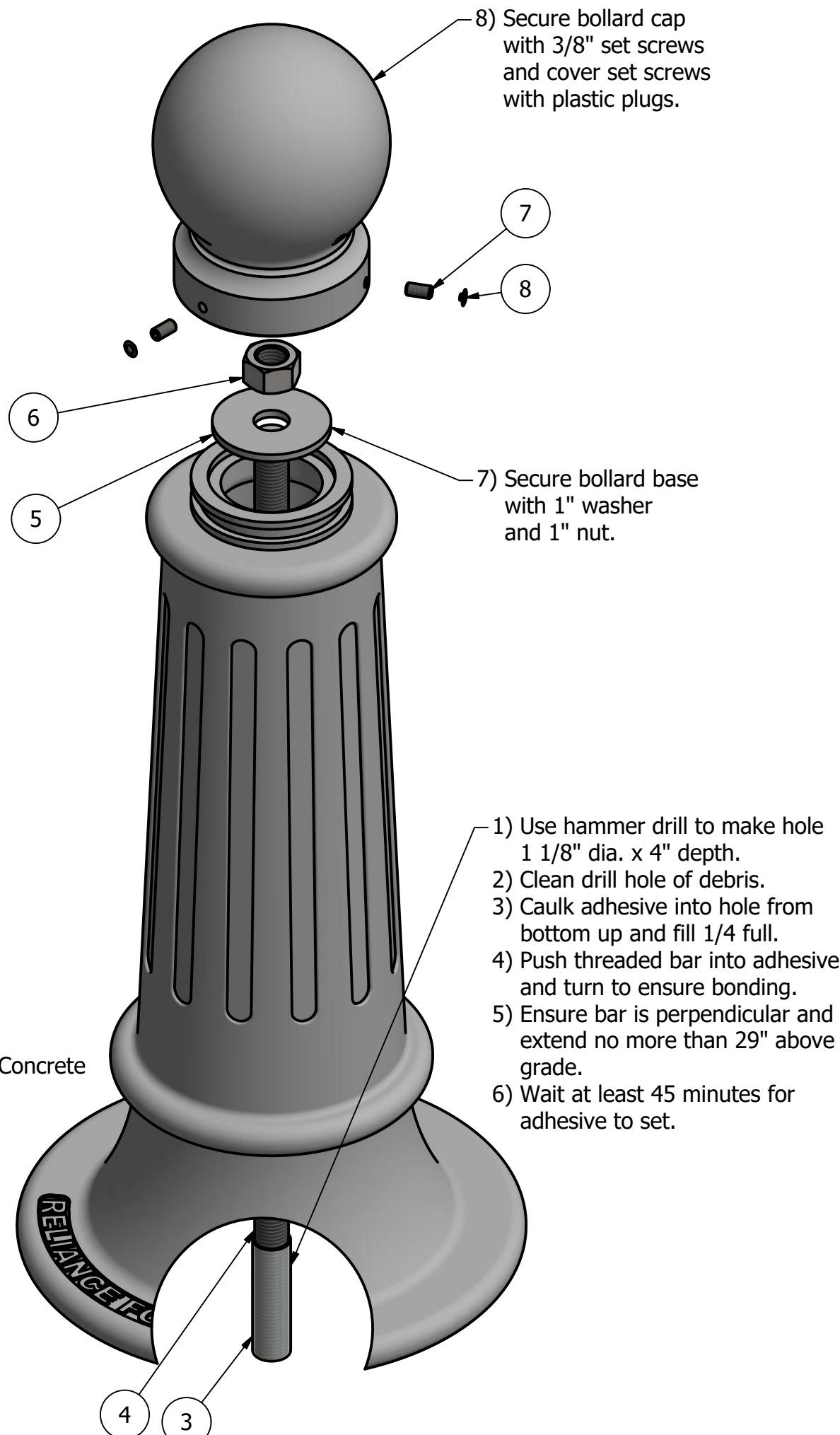
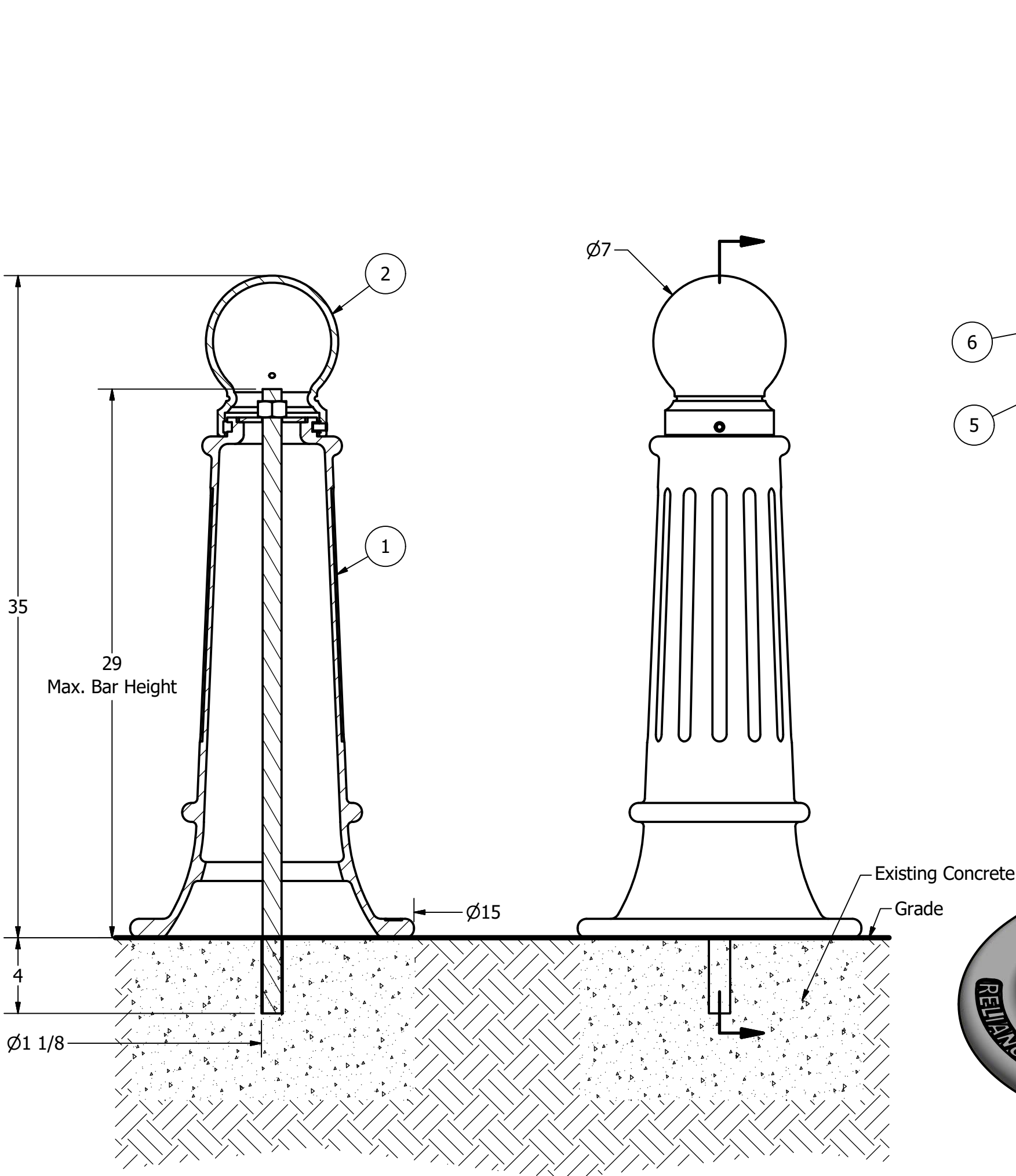
PARTS LIST					
ITEM	QTY	PART NUMBER	DESCRIPTION	MATERIAL	WEIGHT
1	1	R7589B	R7589 Base	Ductile Iron Powder Coated	93 lbs
2	1	R7589C	R7589 Cap	Ductile Iron Powder Coated	15 lbs
3	1	Drop-in Concrete Insert 3/4"	Drop-in Concrete Insert 3/4" - requires 1" x 3 1/8" hole (dia. x depth)	Steel Plated	1/2 lbs
4	1	R7500BAR 3/4"	R7500 Threaded Bar 3/4" x 30"	Steel Plated	3 1/8 lbs
5	1	Washer 3/4" OD 3 1/2"	Washer 3/4" OD 3 1/2" Thick 1/4"	Steel Plated	5/8 lbs
6	1	Hex Nut 3/4"	Hex Nut 3/4" - requires 1 1/8" wrench	Steel Plated	1/8 lbs
7	3	Hexagon Socket Set Screw 3/8" x 3/4"	Hexagon Socket Set Screw 3/8" x 3/4" - requires 3/16" hex key	Stainless Steel	
8	3	Polyethylene Plug 3/8"	Polyethylene Plug 3/8"	LDPE Black	

COPYRIGHT RESERVED THIS PLAN DRAWING AND DESIGN ARE, AND AT ALL TIMES REMAIN, THE EXCLUSIVE PROPERTY OF RELIANCE FOUNDRY CO. LTD.

NOT TO SCALE

SHEET 3 OF 12

Bollard R-7589



Tools needed:
1) Measuring tape
2) 1 1/2" wrench
3) 3/16" hex key
4) Hammer drill
5) 1 1/8" Masonry drill bit
6) Caulking gun and utility knife

General Description:

The R-7589 Decorative Bollard is made from a versatile ductile iron. It features a wide base with tapered body, decorative fluting and a spherical top casting. Bollard surfaces are protected by a durable powder coating, available in 6 standard colors, to prevent wear and corrosion. Use as fixed, stand-alone bollards or cover impact-resistant security posts. Removable mountings are available.

Specifications:

Height: 35"
Base Diameter: 15"
Weight: 108 lbs (Bollard Only)
Material: Ductile Iron
Max. Interior Security Post Size:
4 1/2" x 25" (Diameter x Height)

Finish Options:

⊙ Polyester Powdercoated

See Reliance Foundry's standard color options at:
www.reliance-foundry.com/bollard/colors-bollards

Installation Options:

- Fixed - Anchor Casting in New Concrete (see sheet 2 of 12)
- Fixed - Concrete Insert Anchor in Existing Concrete (see sheet 3 of 12)
- ⊙ Fixed - Adhesive Anchor in Existing Concrete (see sheet 4 of 12)
- Fixed - Anchor Casting with Concrete Form (see sheet 5 of 12)
- Post Cover - New Post in New Concrete (see sheet 6 of 12)
- Post Cover - New Post in Existing Concrete (see sheet 7 of 12)
- Post Cover - Existing Post with Adhesive Anchor (see sheet 8 of 12)
- Post Cover - Existing Post with Concrete Anchor (see sheet 9 of 12)
- Removable - Anchor Casting in New Concrete (see sheet 10 of 12)
- Removable - Concrete Insert Anchor in Existing Concrete (see sheet 11 of 12)
- Removable - Premium Retractable in New Concrete (see sheet 12 of 12)

For more information on bollard post installation, please visit:
www.reliance-foundry.com/bollard/installation-bollards

Care and Maintenance:

Reliance's line of bollards are finished with a long-lasting powder-coating. Proper care and maintenance are required. Regularly-performed inspections and routine cleaning will ensure that a bollard retains its aesthetic appeal and does not become damaged by the elements.

See Reliance Foundry's maintenance guide at:
www.reliance-foundry.com/bollard/maintenance-bollards

Notes:

- 1) Bollard post is provided as shown. Concrete, foundation and/or installation ordered separately or provided by others.
- 2) Minimum foundation sizes depend on local soil conditions, weather conditions, and engineering requirements.
- 3) Dimensions provided herein is for reference only. Please consult Reliance Foundry sales professionals if any dimension is critical to your particular installation.
- 4) Reliance Foundry reserves the right to amend design and specifications without prior notice for product improvement.

PARTS LIST

ITEM	QTY	PART NUMBER	DESCRIPTION	MATERIAL	WEIGHT
1	1	R7589B	R7589 Base	Ductile Iron Powder Coated	93 lbs
2	1	R7589C	R7589 Cap	Ductile Iron Powder Coated	15 lbs
3	1	Adhesive Anchor	AC100+ Gold Adhesive Anchoring System	Vinylester Adhesive Mortar	5/8 lbs
4	1	R7500BAR 1"	R7500 Threaded Bar 1" x 33"	Steel Plated	6 1/8 lbs
5	1	Washer 1" OD 3 1/2"	Washer 1" OD 3 1/2" Thick 1/4"	Steel Plated	5/8 lbs
6	1	Hex Nut 1"	Hex Nut 1" - requires 1 1/2" wrench	Steel Plated	1/4 lbs
7	3	Hexagon Socket Set Screw 3/8" x 3/4"	Hexagon Socket Set Screw 3/8" x 3/4" - requires 3/16" hex key	Stainless Steel	
8	3	Polyethylene Plug 3/8"	Polyethylene Plug 3/8"	LDPE Black	

COPYRIGHT RESERVED THIS PLAN DRAWING AND DESIGN ARE, AND AT ALL TIMES REMAIN, THE EXCLUSIVE PROPERTY OF RELIANCE FOUNDRY CO. LTD.

RELIANCE FOUNDRY
SINCE 1925

Unit 207, 6450 - 148 Street, Surrey, BC V3S 7G7, Canada
1-877-789-3245 info@reliance-foundry.com
www.reliance-foundry.com

TITLE

Bollard R-7589

SIZE

C

DWG NO

R7589

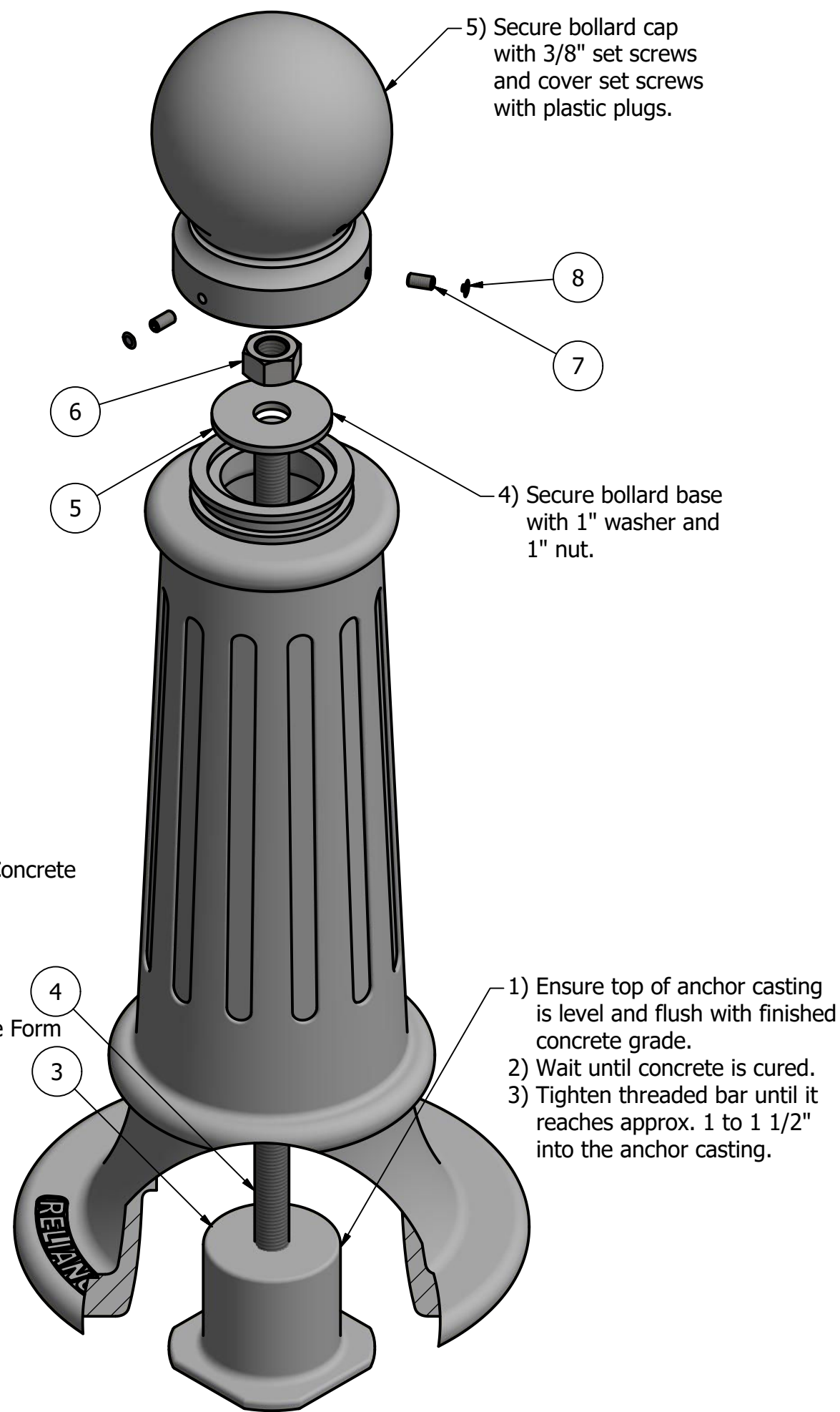
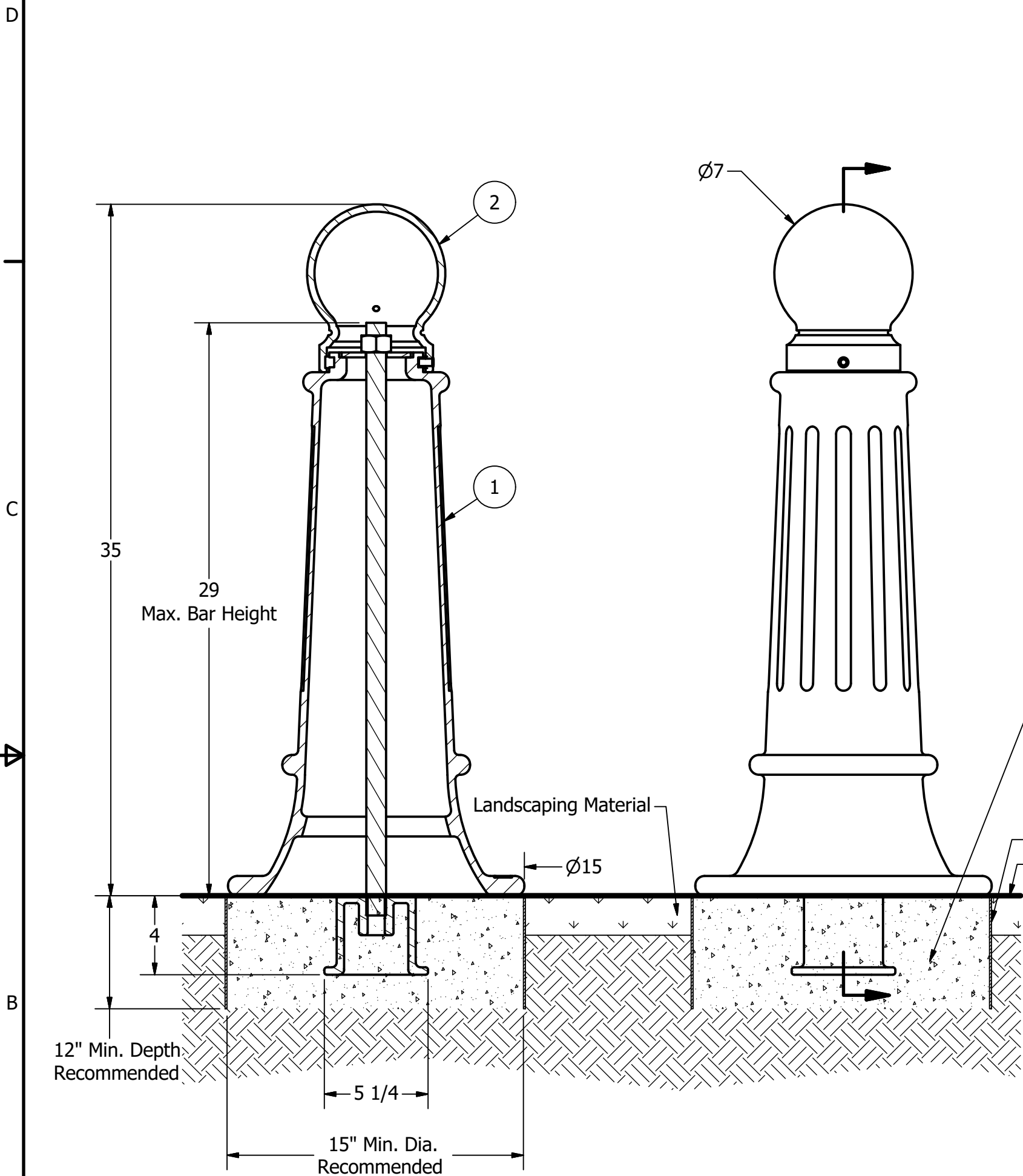
REV

C4

NOT TO SCALE

SHEET 4 OF 12

Bollard R-7589



General Description:

The R-7589 Decorative Bollard is made from a versatile ductile iron. It features a wide base with tapered body, decorative fluting and a spherical top casting. Bollard surfaces are protected by a durable powder coating, available in 6 standard colors, to prevent wear and corrosion. Use as fixed, stand-alone bollards or cover impact-resistant security posts. Removable mountings are available.

Specifications:

Height: 35"
Base Diameter: 15"
Weight: 108 lbs (Bollard Only)
Material: Ductile Iron
Max. Interior Security Post Size:
4 1/2" x 25" (Diameter x Height)

Finish Options:

⊙ Polyester Powdercoated

See Reliance Foundry's standard color options at:
www.reliance-foundry.com/bollard/colors-bollards

Installation Options:

- Fixed - Anchor Casting in New Concrete (see sheet 2 of 12)
- Fixed - Concrete Insert Anchor in Existing Concrete (see sheet 3 of 12)
- Fixed - Adhesive Anchor in Existing Concrete (see sheet 4 of 12)
- ⊙ Fixed - Anchor Casting with Concrete Form (see sheet 5 of 12)
- Post Cover - New Post in New Concrete (see sheet 6 of 12)
- Post Cover - New Post in Existing Concrete (see sheet 7 of 12)
- Post Cover - Existing Post with Adhesive Anchor (see sheet 8 of 12)
- Post Cover - Existing Post with Concrete Anchor (see sheet 9 of 12)
- Removable - Anchor Casting in New Concrete (see sheet 10 of 12)
- Removable - Concrete Insert Anchor in Existing Concrete (see sheet 11 of 12)
- Removable - Premium Retractable in New Concrete (see sheet 12 of 12)

For more information on bollard post installation, please visit:
www.reliance-foundry.com/bollard/installation-bollards

Care and Maintenance:

Reliance's line of bollards are finished with a long-lasting powder-coating. Proper care and maintenance are required. Regularly-performed inspections and routine cleaning will ensure that a bollard retains its aesthetic appeal and does not become damaged by the elements.

See Reliance Foundry's maintenance guide at:
www.reliance-foundry.com/bollard/maintenance-bollards

Notes:

- 1) Bollard post is provided as shown. Concrete, foundation and/or installation ordered separately or provided by others.
- 2) Minimum foundation sizes depend on local soil conditions, weather conditions, and engineering requirements.
- 3) Dimensions provided herein is for reference only. Please consult Reliance Foundry sales professionals if any dimension is critical to your particular installation.
- 4) Reliance Foundry reserves the right to amend design and specifications without prior notice for product improvement.

Tools needed:

- 1) Measuring tape
- 2) 1 1/2" wrench
- 3) 3/16" hex key

PARTS LIST

ITEM	QTY	PART NUMBER	DESCRIPTION	MATERIAL	WEIGHT
1	1	R7589B	R7589 Base	Ductile Iron Powder Coated	93 lbs
2	1	R7589C	R7589 Cap	Ductile Iron Powder Coated	15 lbs
3	1	R7500AN 1"	R7500 Anchor Casting 1"	Ductile Iron Hot Dip Galvanized	8 3/8 lbs
4	1	R7500BAR 1"	R7500 Threaded Bar 1" x 30"	Steel Plated	5 1/2 lbs
5	1	Washer 1" OD 3 1/2"	Washer 1" OD 3 1/2" Thick 1/4"	Steel Plated	5/8 lbs
6	1	Hex Nut 1"	Hex Nut 1" - requires 1 1/2" wrench	Steel Plated	1/4 lbs
7	3	Hexagon Socket Set Screw 3/8" x 3/4"	Hexagon Socket Set Screw 3/8" x 3/4" - requires 3/16" hex key	Stainless Steel	
8	3	Polyethylene Plug 3/8"	Polyethylene Plug 3/8"	LDPE Black	

COPYRIGHT RESERVED THIS PLAN DRAWING AND DESIGN ARE, AND AT ALL TIMES REMAIN, THE EXCLUSIVE PROPERTY OF RELIANCE FOUNDRY CO. LTD.

RELIANCE FOUNDRY
SINCE 1925

Unit 207, 6450 - 148 Street, Surrey, BC V3S 7G7, Canada
1-877-789-3245 info@reliance-foundry.com
www.reliance-foundry.com

Bollard R-7589

SIZE
C

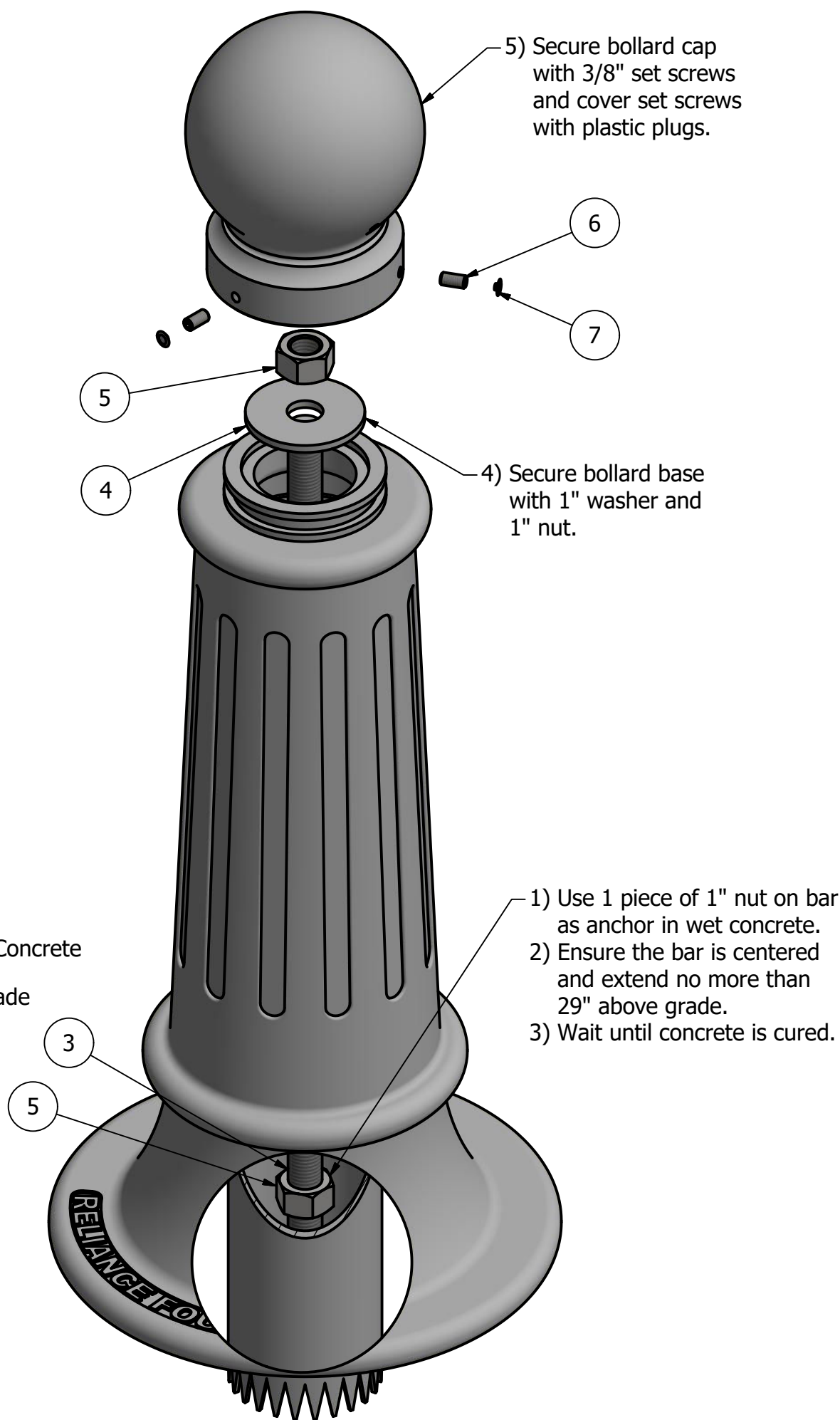
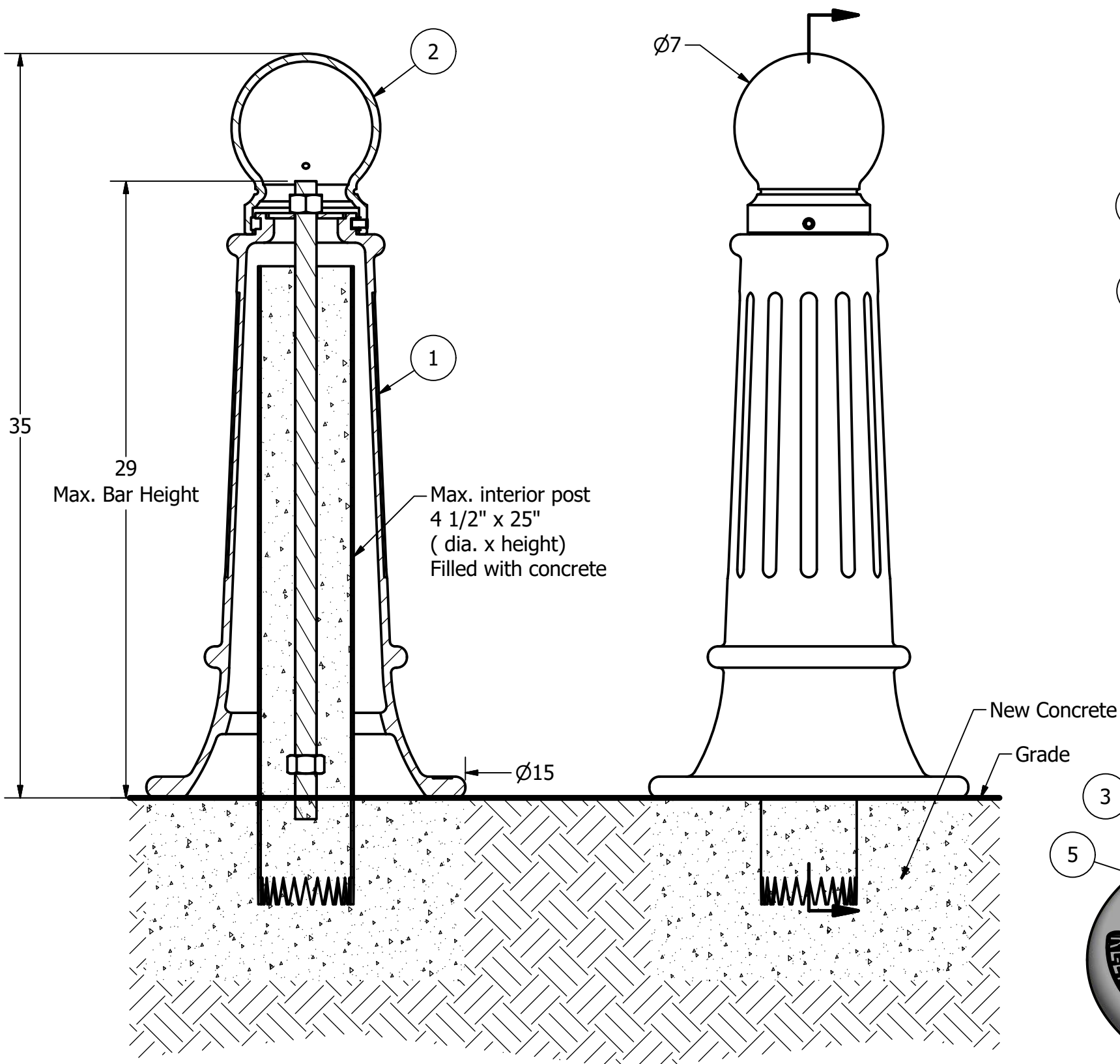
DWG NO
R7589

REV
C4

NOT TO SCALE

SHEET 5 OF 12

Bollard R-7589



General Description:

The R-7589 Decorative Bollard is made from a versatile ductile iron. It features a wide base with tapered body, decorative fluting and a spherical top casting. Bollard surfaces are protected by a durable powder coating, available in 6 standard colors, to prevent wear and corrosion. Use as fixed, stand-alone bollards or cover impact-resistant security posts. Removable mountings are available.

Specifications:

Height: 35"
Base Diameter: 15"
Weight: 108 lbs (Bollard Only)
Material: Ductile Iron
Max. Interior Security Post Size:
4 1/2" x 25" (Diameter x Height)

Finish Options:

⊙ Polyester Powdercoated

See Reliance Foundry's standard color options at:
www.reliance-foundry.com/bollard/colors-bollards

Installation Options:

- Fixed - Anchor Casting in New Concrete (see sheet 2 of 12)
- Fixed - Concrete Insert Anchor in Existing Concrete (see sheet 3 of 12)
- Fixed - Adhesive Anchor in Existing Concrete (see sheet 4 of 12)
- Fixed - Anchor Casting with Concrete Form (see sheet 5 of 12)
- ⊙ Post Cover - New Post in New Concrete (see sheet 6 of 12)
- Post Cover - New Post in Existing Concrete (see sheet 7 of 12)
- Post Cover - Existing Post with Adhesive Anchor (see sheet 8 of 12)
- Post Cover - Existing Post with Concrete Anchor (see sheet 9 of 12)
- Removable - Anchor Casting in New Concrete (see sheet 10 of 12)
- Removable - Concrete Insert Anchor in Existing Concrete (see sheet 11 of 12)
- Removable - Premium Retractable in New Concrete (see sheet 12 of 12)

For more information on bollard post installation, please visit:
www.reliance-foundry.com/bollard/installation-bollards

Care and Maintenance:

Reliance's line of bollards are finished with a long-lasting powder-coating. Proper care and maintenance are required. Regularly-performed inspections and routine cleaning will ensure that a bollard retains its aesthetic appeal and does not become damaged by the elements.

See Reliance Foundry's maintenance guide at:
www.reliance-foundry.com/bollard/maintenance-bollards

Notes:

- 1) Bollard post is provided as shown. Concrete, foundation and/or installation ordered separately or provided by others.
- 2) Minimum foundation sizes depend on local soil conditions, weather conditions, and engineering requirements.
- 3) Dimensions provided herein is for reference only. Please consult Reliance Foundry sales professionals if any dimension is critical to your particular installation.
- 4) Reliance Foundry reserves the right to amend design and specifications without prior notice for product improvement.

Tools needed:

- 1) Measuring tape
- 2) 1 1/2" wrench
- 3) 3/16" hex key

PARTS LIST

ITEM	QTY	PART NUMBER	DESCRIPTION	MATERIAL	WEIGHT
1	1	R7589B	R7589 Base	Ductile Iron Powder Coated	93 lbs
2	1	R7589C	R7589 Cap	Ductile Iron Powder Coated	15 lbs
3	1	R7500BAR 1"	R7500 Threaded Bar 1" x 30"	Steel Plated	5 1/2 lbs
4	1	Washer 1" OD 3 1/2"	Washer 1" OD 3 1/2" Thick 1/4"	Steel Plated	5/8 lbs
5	2	Hex Nut 1"	Hex Nut 1" - requires 1 1/2" wrench	Steel Plated	1/4 lbs
6	3	Hexagon Socket Set Screw 3/8" x 3/4"	Hexagon Socket Set Screw 3/8" x 3/4" - requires 3/16" hex key	Stainless Steel	
7	3	Polyethylene Plug 3/8"	Polyethylene Plug 3/8"	LDPE Black	

COPYRIGHT RESERVED THIS PLAN DRAWING AND DESIGN ARE, AND AT ALL TIMES REMAIN, THE EXCLUSIVE PROPERTY OF RELIANCE FOUNDRY CO. LTD.

RELIANCE FOUNDRY
SINCE 1925

Unit 207, 6450 - 148 Street, Surrey, BC V3S 7G7, Canada
1-877-789-3245 info@reliance-foundry.com
www.reliance-foundry.com

TITLE

Bollard R-7589

SIZE

C

DWG NO

R7589

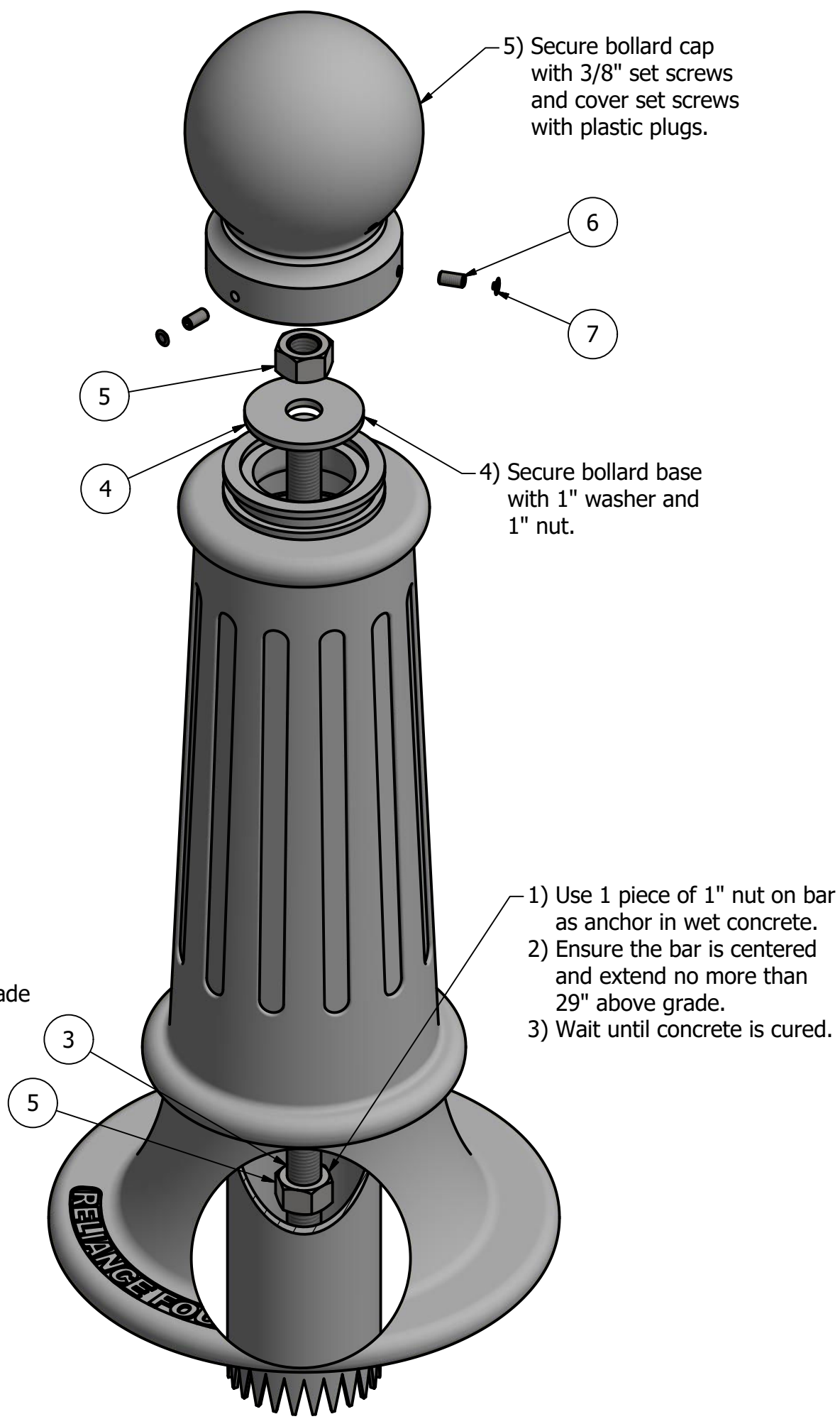
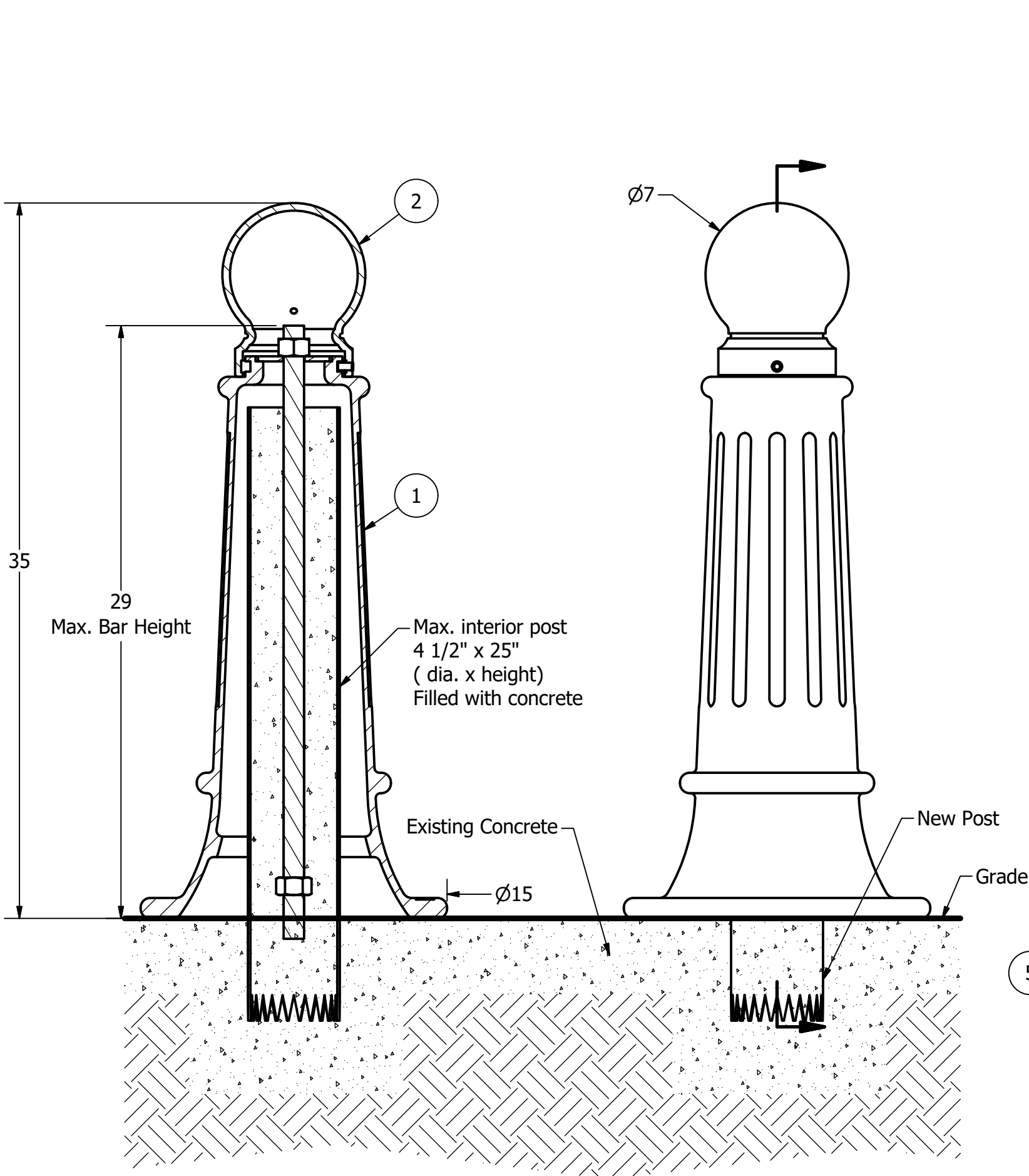
REV

C4

NOT TO SCALE

SHEET 6 OF 12

Bollard R-7589



General Description:

The R-7589 Decorative Bollard is made from a versatile ductile iron. It features a wide base with tapered body, decorative fluting and a spherical top casting. Bollard surfaces are protected by a durable powder coating, available in 6 standard colors, to prevent wear and corrosion. Use as fixed, stand-alone bollards or cover impact-resistant security posts. Removable mountings are available.

Specifications:

Height: 35"
Base Diameter: 15"
Weight: 108 lbs (Bollard Only)
Material: Ductile Iron
Max. Interior Security Post Size:
4 1/2" x 25" (Diameter x Height)

Finish Options:

⊙ Polyester Powdercoated

See Reliance Foundry's standard color options at:
www.reliance-foundry.com/bollard/colors-bollards

Installation Options:

- Fixed - Anchor Casting in New Concrete (see sheet 2 of 12)
- Fixed - Concrete Insert Anchor in Existing Concrete (see sheet 3 of 12)
- Fixed - Adhesive Anchor in Existing Concrete (see sheet 4 of 12)
- Fixed - Anchor Casting with Concrete Form (see sheet 5 of 12)
- Post Cover - New Post in New Concrete (see sheet 6 of 12)
- ⊙ Post Cover - New Post in Existing Concrete (see sheet 7 of 12)
- Post Cover - Existing Post with Adhesive Anchor (see sheet 8 of 12)
- Post Cover - Existing Post with Concrete Anchor (see sheet 9 of 12)
- Removable - Anchor Casting in New Concrete (see sheet 10 of 12)
- Removable - Concrete Insert Anchor in Existing Concrete (see sheet 11 of 12)
- Removable - Premium Retractable in New Concrete (see sheet 12 of 12)

For more information on bollard post installation, please visit:
www.reliance-foundry.com/bollard/installation-bollards

Care and Maintenance:

Reliance's line of bollards are finished with a long-lasting powder-coating. Proper care and maintenance are required. Regularly-performed inspections and routine cleaning will ensure that a bollard retains its aesthetic appeal and does not become damaged by the elements.

See Reliance Foundry's maintenance guide at:
www.reliance-foundry.com/bollard/maintenance-bollards

Notes:

- 1) Bollard post is provided as shown. Concrete, foundation and/or installation ordered separately or provided by others.
- 2) Minimum foundation sizes depend on local soil conditions, weather conditions, and engineering requirements.
- 3) Dimensions provided herein is for reference only. Please consult Reliance Foundry sales professionals if any dimension is critical to your particular installation.
- 4) Reliance Foundry reserves the right to amend design and specifications without prior notice for product improvement.

Tools needed:

- 1) Measuring tape
- 2) 1 1/2" wrench
- 3) 3/16" hex key

PARTS LIST

ITEM	QTY	PART NUMBER	DESCRIPTION	MATERIAL	WEIGHT
1	1	R7589B	R7589 Base	Ductile Iron Powder Coated	93 lbs
2	1	R7589C	R7589 Cap	Ductile Iron Powder Coated	15 lbs
3	1	R7500BAR 1"	R7500 Threaded Bar 1" x 30"	Steel Plated	5 1/2 lbs
4	1	Washer 1" OD 3 1/2"	Washer 1" OD 3 1/2" Thick 1/4"	Steel Plated	5/8 lbs
5	2	Hex Nut 1"	Hex Nut 1" - requires 1 1/2" wrench	Steel Plated	1/4 lbs
6	3	Hexagon Socket Set Screw 3/8" x 3/4"	Hexagon Socket Set Screw 3/8" x 3/4" - requires 3/16" hex key	Stainless Steel	
7	3	Polyethylene Plug 3/8"	Polyethylene Plug 3/8"	LDPE Black	

COPYRIGHT RESERVED THIS PLAN DRAWING AND DESIGN ARE, AND AT ALL TIMES REMAIN, THE EXCLUSIVE PROPERTY OF RELIANCE FOUNDRY CO. LTD.

RELIANCE FOUNDRY
SINCE 1925

Unit 207, 6450 - 148 Street, Surrey, BC V3S 7G7, Canada
1-877-789-3245 info@reliance-foundry.com
www.reliance-foundry.com

Bollard R-7589

SIZE

C

DWG NO

R7589

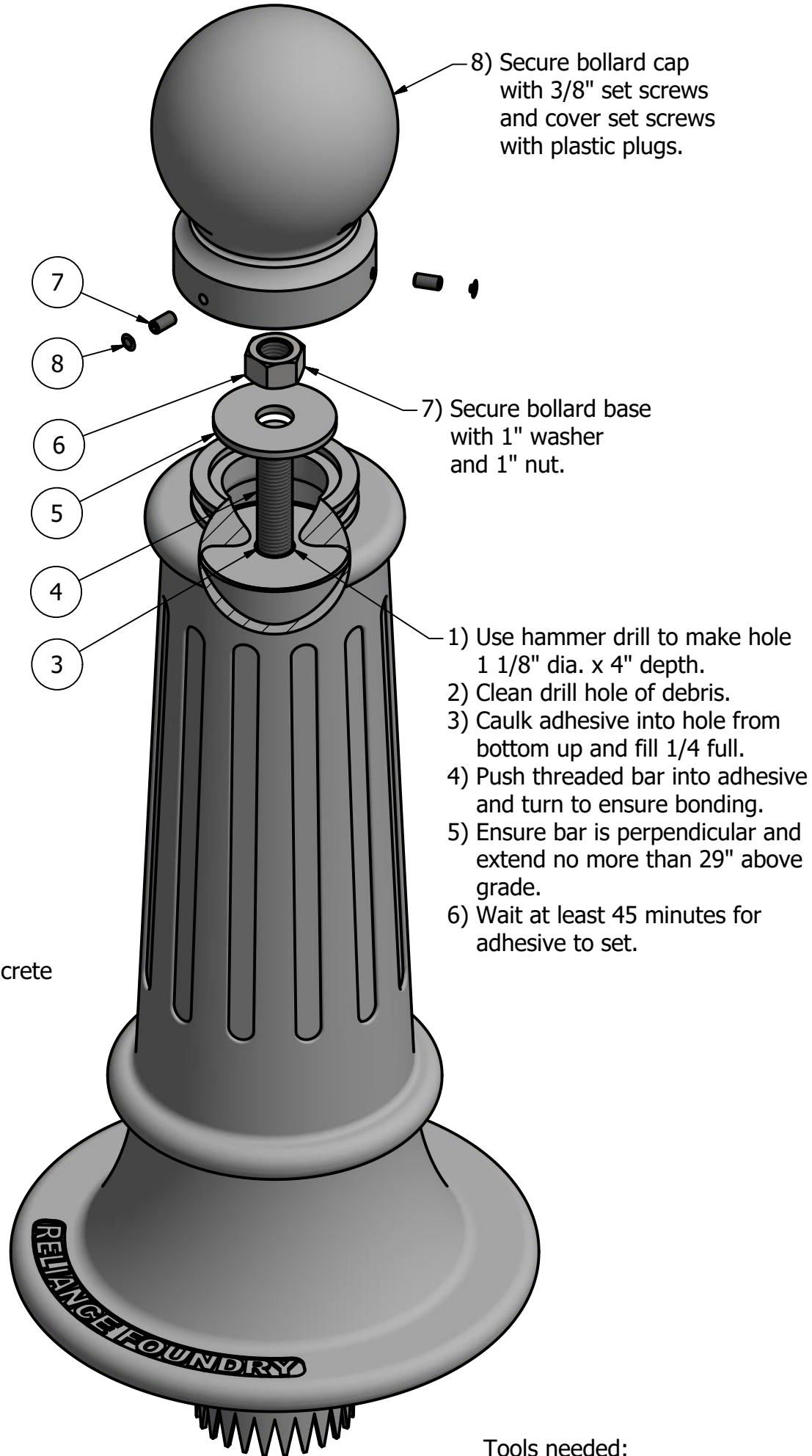
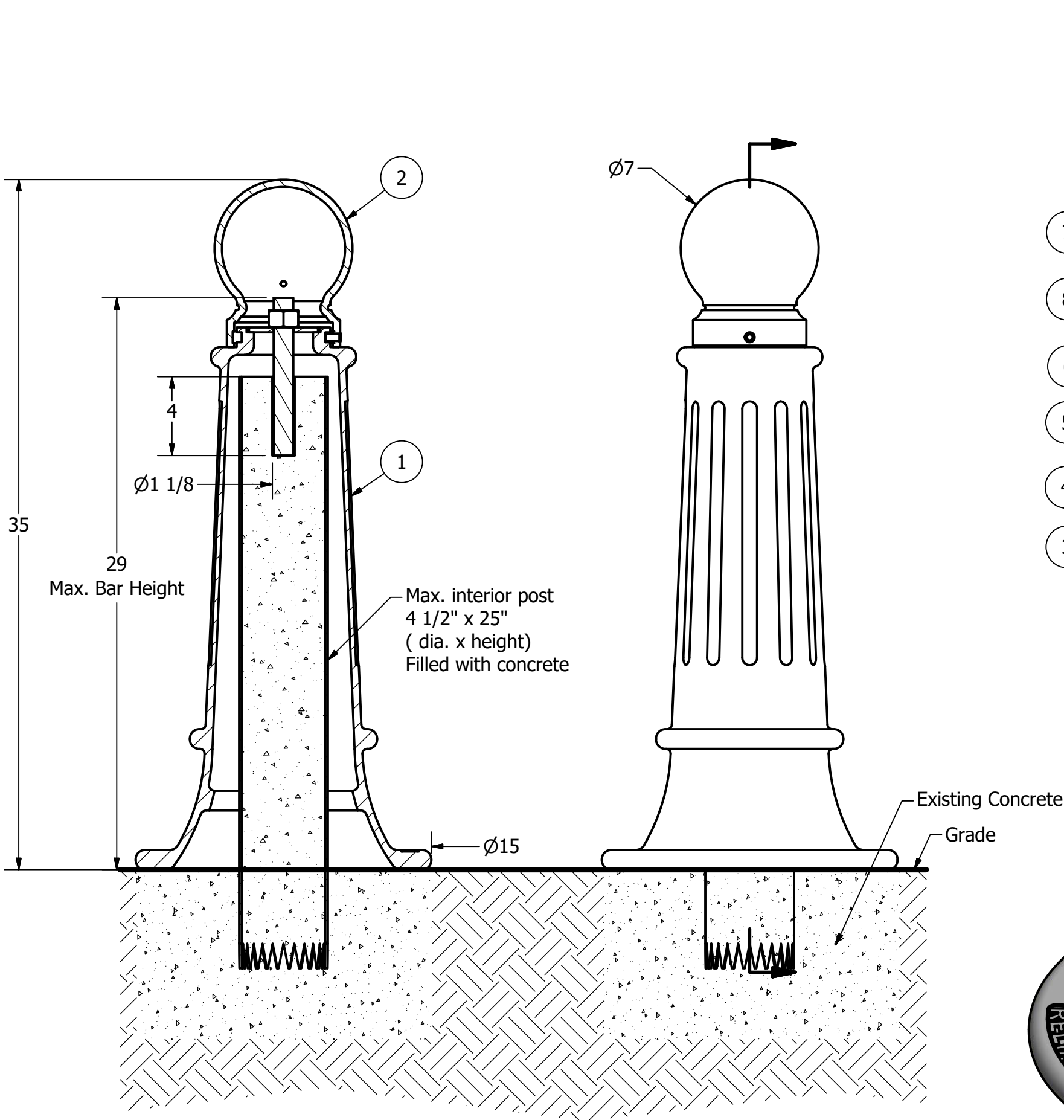
REV

C4

NOT TO SCALE

SHEET 7 OF 12

Bollard R-7589



General Description:

The R-7589 Decorative Bollard is made from a versatile ductile iron. It features a wide base with tapered body, decorative fluting and a spherical top casting. Bollard surfaces are protected by a durable powder coating, available in 6 standard colors, to prevent wear and corrosion. Use as fixed, stand-alone bollards or cover impact-resistant security posts. Removable mountings are available.

Specifications:

Height: 35"
Base Diameter: 15"
Weight: 108 lbs (Bollard Only)
Material: Ductile Iron
Max. Interior Security Post Size:
4 1/2" x 25" (Diameter x Height)

Finish Options:

⊙ Polyester Powdercoated

See Reliance Foundry's standard color options at:
www.reliance-foundry.com/bollard/colors-bollards

Installation Options:

- Fixed - Anchor Casting in New Concrete (see sheet 2 of 12)
- Fixed - Concrete Insert Anchor in Existing Concrete (see sheet 3 of 12)
- Fixed - Adhesive Anchor in Existing Concrete (see sheet 4 of 12)
- Fixed - Anchor Casting with Concrete Form (see sheet 5 of 12)
- Post Cover - New Post in New Concrete (see sheet 6 of 12)
- Post Cover - New Post in Existing Concrete (see sheet 7 of 12)
- ⊙ Post Cover - Existing Post with Adhesive Anchor (see sheet 8 of 12)
- Post Cover - Existing Post with Concrete Anchor (see sheet 9 of 12)
- Removable - Anchor Casting in New Concrete (see sheet 10 of 12)
- Removable - Concrete Insert Anchor in Existing Concrete (see sheet 11 of 12)
- Removable - Premium Retractable in New Concrete (see sheet 12 of 12)

For more information on bollard post installation, please visit:
www.reliance-foundry.com/bollard/installation-bollards

Care and Maintenance:

Reliance's line of bollards are finished with a long-lasting powder-coating. Proper care and maintenance are required. Regularly-performed inspections and routine cleaning will ensure that a bollard retains its aesthetic appeal and does not become damaged by the elements.

See Reliance Foundry's maintenance guide at:
www.reliance-foundry.com/bollard/maintenance-bollards

Notes:

- 1) Bollard post is provided as shown. Concrete, foundation and/or installation ordered separately or provided by others.
- 2) Minimum foundation sizes depend on local soil conditions, weather conditions, and engineering requirements.
- 3) Dimensions provided herein is for reference only. Please consult Reliance Foundry sales professionals if any dimension is critical to your particular installation.
- 4) Reliance Foundry reserves the right to amend design and specifications without prior notice for product improvement.

PARTS LIST

ITEM	QTY	PART NUMBER	DESCRIPTION	MATERIAL	WEIGHT
1	1	R7589B	R7589 Base	Ductile Iron Powder Coated	93 lbs
2	1	R7589C	R7589 Cap	Ductile Iron Powder Coated	15 lbs
3	1	Adhesive Anchor	AC100+ Gold Adhesive Anchoring System	Vinylester Adhesive Mortar	5/8 lbs
4	1	R7500BAR 1"	R7500 Threaded Bar 1" Custom Order Length	Steel Plated	TBD
5	1	Washer 1" OD 3 1/2"	Washer 1" OD 3 1/2" Thick 1/4"	Steel Plated	5/8 lbs
6	1	Hex Nut 1"	Hex Nut 1" - requires 1 1/2" wrench	Steel Plated	1/4 lbs
7	3	Hexagon Socket Set Screw 3/8" x 3/4"	Hexagon Socket Set Screw 3/8" x 3/4" - requires 3/16" hex key	Stainless Steel	
8	3	Polyethylene Plug 3/8"	Polyethylene Plug 3/8"	LDPE Black	

COPYRIGHT RESERVED THIS PLAN DRAWING AND DESIGN ARE, AND AT ALL TIMES REMAIN, THE EXCLUSIVE PROPERTY OF RELIANCE FOUNDRY CO. LTD.

RELIANCE FOUNDRY
SINCE 1925

Unit 207, 6450 - 148 Street, Surrey, BC V3S 7G7, Canada
1-877-789-3245 info@reliance-foundry.com
www.reliance-foundry.com

TITLE

Bollard R-7589

SIZE

C

DWG NO

R7589

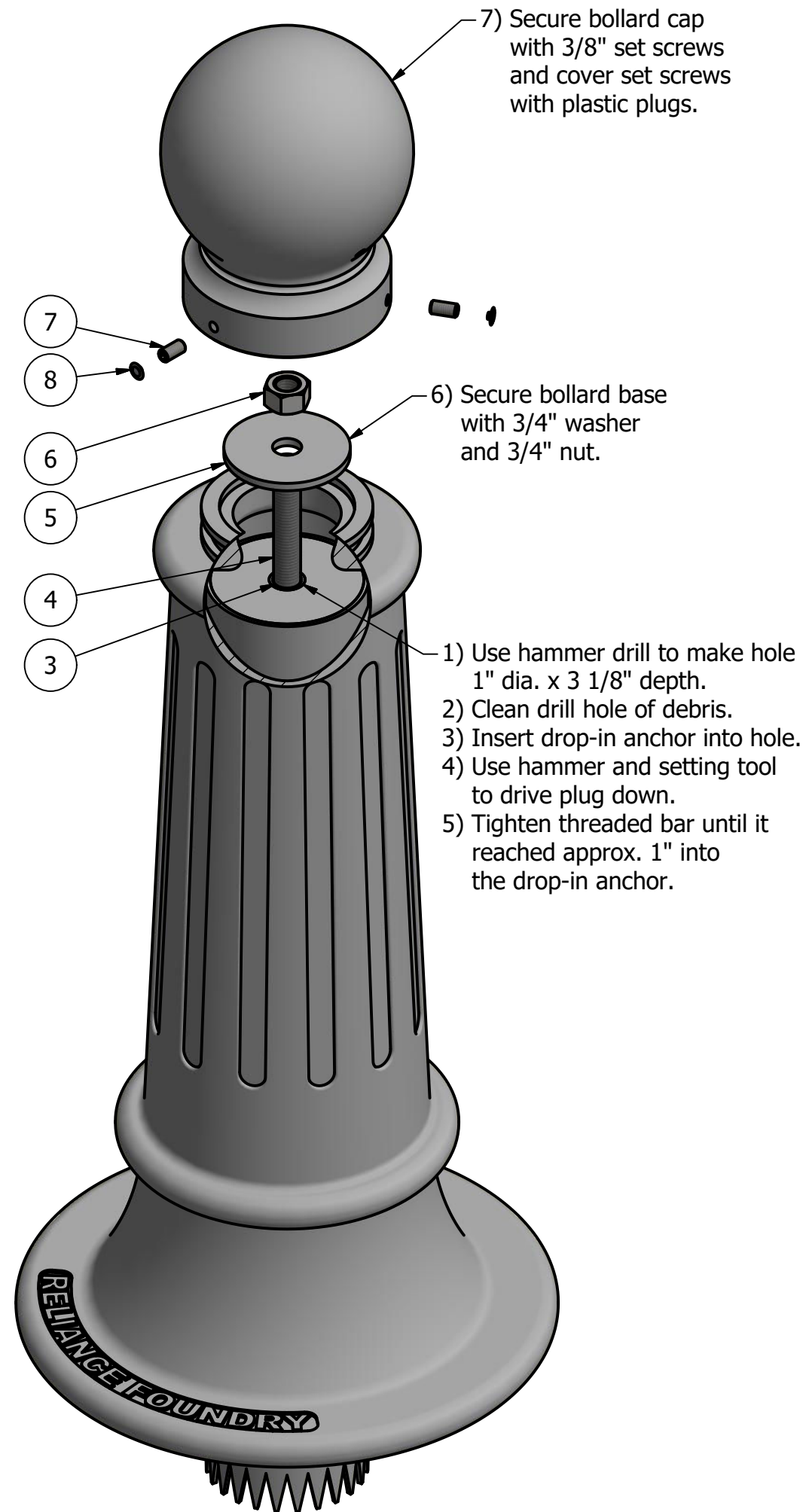
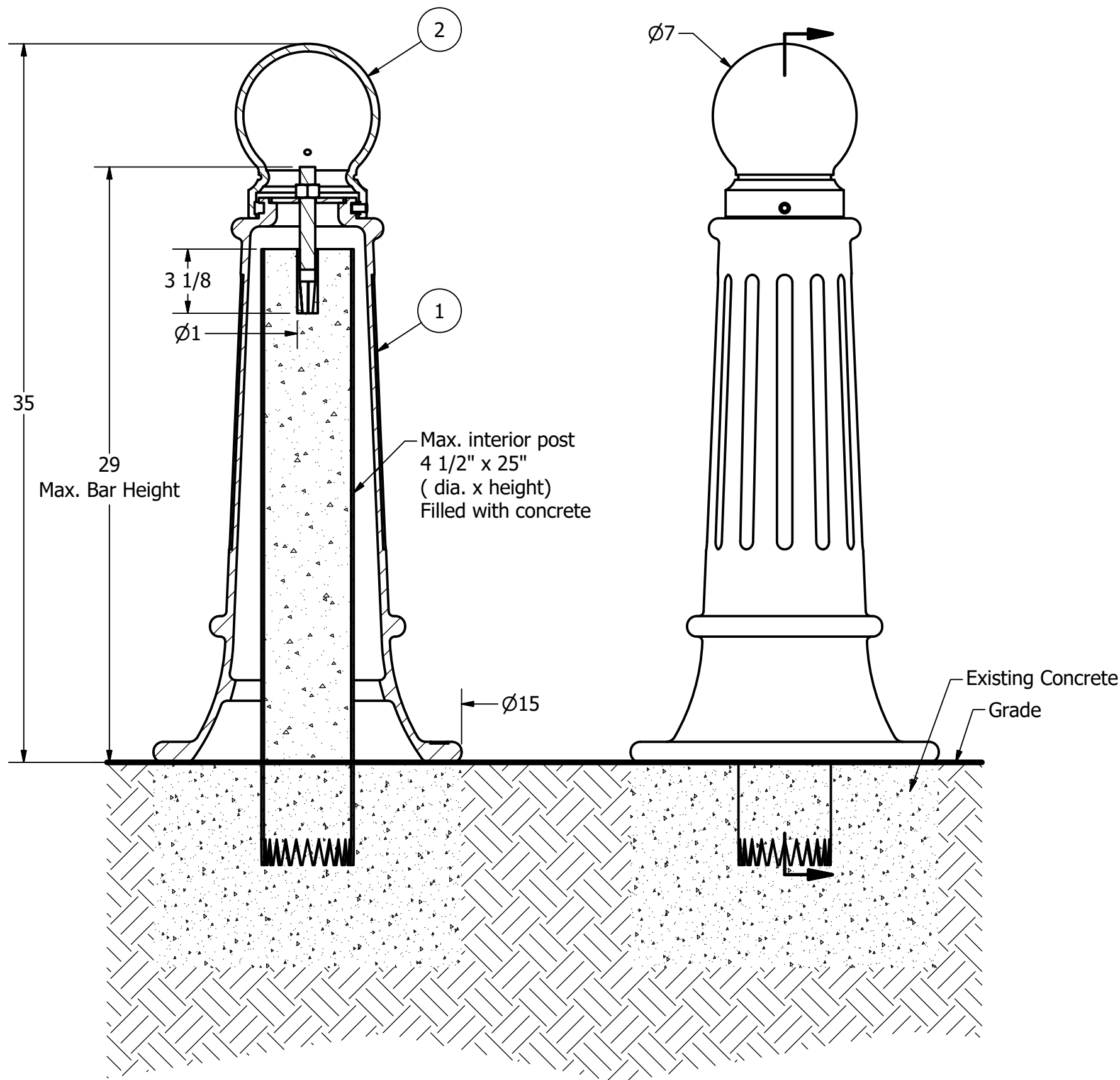
REV

C4

NOT TO SCALE

SHEET 8 OF 12

Bollard R-7589



Tools needed:
1) Measuring tape
2) 1 1/8" wrench
3) 3/16" hex key
4) Hammer drill
5) 1" Masonry drill bit
6) Hammer
7) Drop-in concrete insert setting tool

General Description:

The R-7589 Decorative Bollard is made from a versatile ductile iron. It features a wide base with tapered body, decorative fluting and a spherical top casting. Bollard surfaces are protected by a durable powder coating, available in 6 standard colors, to prevent wear and corrosion. Use as fixed, stand-alone bollards or cover impact-resistant security posts. Removable mountings are available.

Specifications:

Height: 35"
Base Diameter: 15"
Weight: 108 lbs (Bollard Only)
Material: Ductile Iron
Max. Interior Security Post Size:
4 1/2" x 25" (Diameter x Height)

Finish Options:

⊙ Polyester Powdercoated

See Reliance Foundry's standard color options at:
www.reliance-foundry.com/bollard/colors-bollards

Installation Options:

- Fixed - Anchor Casting in New Concrete (see sheet 2 of 12)
- Fixed - Concrete Insert Anchor in Existing Concrete (see sheet 3 of 12)
- Fixed - Adhesive Anchor in Existing Concrete (see sheet 4 of 12)
- Fixed - Anchor Casting with Concrete Form (see sheet 5 of 12)
- Post Cover - New Post in New Concrete (see sheet 6 of 12)
- Post Cover - New Post in Existing Concrete (see sheet 7 of 12)
- Post Cover - Existing Post with Adhesive Anchor (see sheet 8 of 12)
- ⊙ Post Cover - Existing Post with Concrete Anchor (see sheet 9 of 12)
- Removable - Anchor Casting in New Concrete (see sheet 10 of 12)
- Removable - Concrete Insert Anchor in Existing Concrete (see sheet 11 of 12)
- Removable - Premium Retractable in New Concrete (see sheet 12 of 12)

For more information on bollard post installation, please visit:
www.reliance-foundry.com/bollard/installation-bollards

Care and Maintenance:

Reliance's line of bollards are finished with a long-lasting powder-coating. Proper care and maintenance are required. Regularly-performed inspections and routine cleaning will ensure that a bollard retains its aesthetic appeal and does not become damaged by the elements.

See Reliance Foundry's maintenance guide at:
www.reliance-foundry.com/bollard/maintenance-bollards

Notes:

- 1) Bollard post is provided as shown. Concrete, foundation and/or installation ordered separately or provided by others.
- 2) Minimum foundation sizes depend on local soil conditions, weather conditions, and engineering requirements.
- 3) Dimensions provided herein is for reference only. Please consult Reliance Foundry sales professionals if any dimension is critical to your particular installation.
- 4) Reliance Foundry reserves the right to amend design and specifications without prior notice for product improvement.

PARTS LIST

ITEM	QTY	PART NUMBER	DESCRIPTION	MATERIAL	WEIGHT
1	1	R7589B	R7589 Base	Ductile Iron Powder Coated	93 lbs
2	1	R7589C	R7589 Cap	Ductile Iron Powder Coated	15 lbs
3	1	Drop-in Concrete Insert 3/4"	Drop-in Concrete Insert 3/4" - requires 1" x 3 1/8" hole (dia. x depth)	Steel Plated	1/2 lbs
4	1	R7500BAR 3/4"	R7500 Threaded Bar 3/4" Custom Order Length	Steel Plated	TBD
5	1	Washer 3/4" OD 3 1/2"	Washer 3/4" OD 3 1/2" Thick 1/4"	Steel Plated	5/8 lbs
6	1	Hex Nut 3/4"	Hex Nut 3/4" - requires 1 1/8" wrench	Steel Plated	1/8 lbs
7	3	Hexagon Socket Set Screw 3/8" x 3/4"	Hexagon Socket Set Screw 3/8" x 3/4" - requires 3/16" hex key	Stainless Steel	
8	3	Polyethylene Plug 3/8"	Polyethylene Plug 3/8"	LDPE Black	

COPYRIGHT RESERVED THIS PLAN DRAWING AND DESIGN ARE, AND AT ALL TIMES REMAIN, THE EXCLUSIVE PROPERTY OF RELIANCE FOUNDRY CO. LTD.

RELIANCE FOUNDRY
SINCE 1925

Unit 207, 6450 - 148 Street, Surrey, BC V3S 7G7, Canada
1-877-789-3245 info@reliance-foundry.com
www.reliance-foundry.com

Bollard R-7589

SIZE	DWG NO	REV
C	R7589	C4

NOT TO SCALE SHEET 9 OF 12

Bollard R-7589

D

C

C

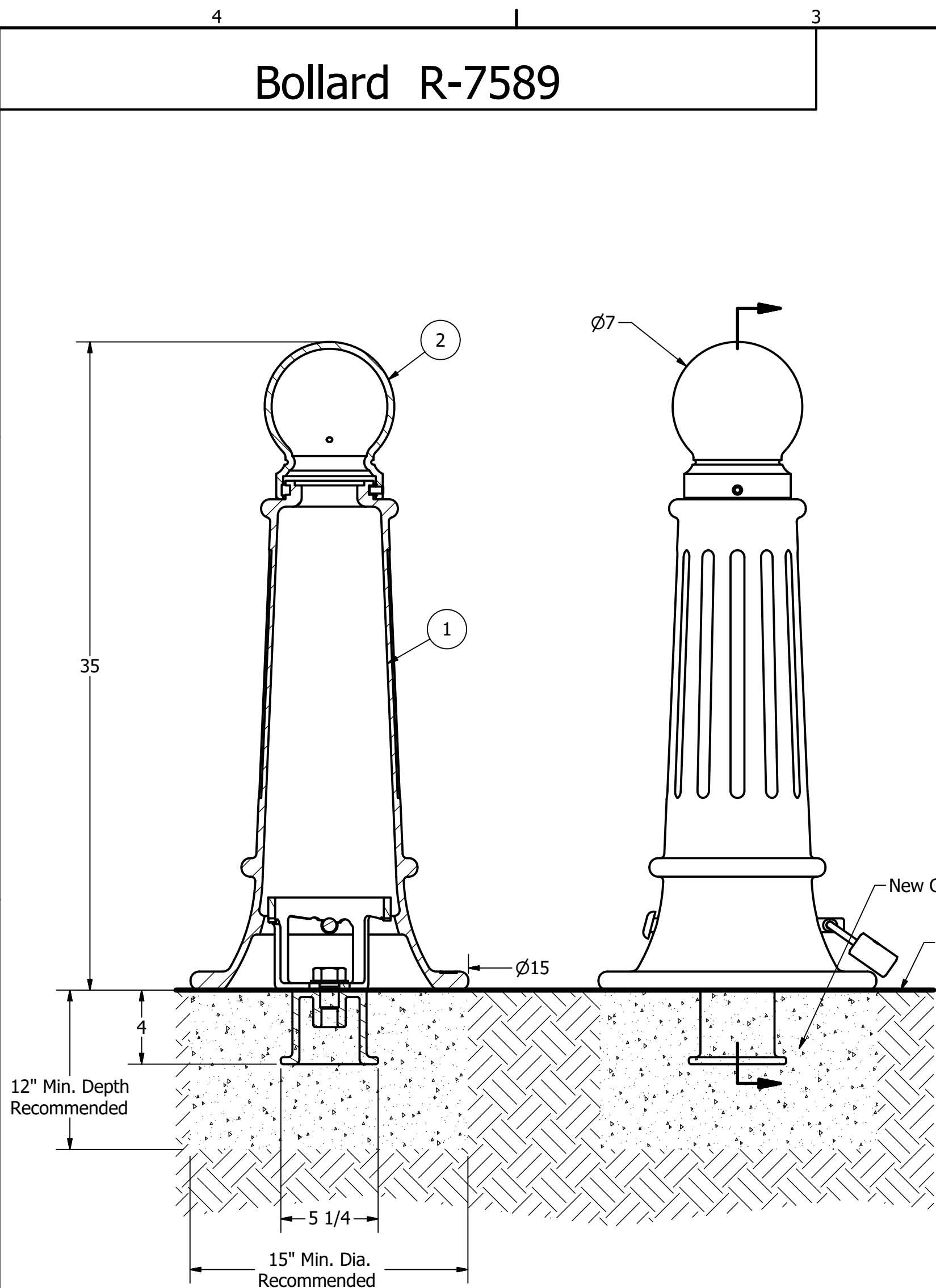
B

B

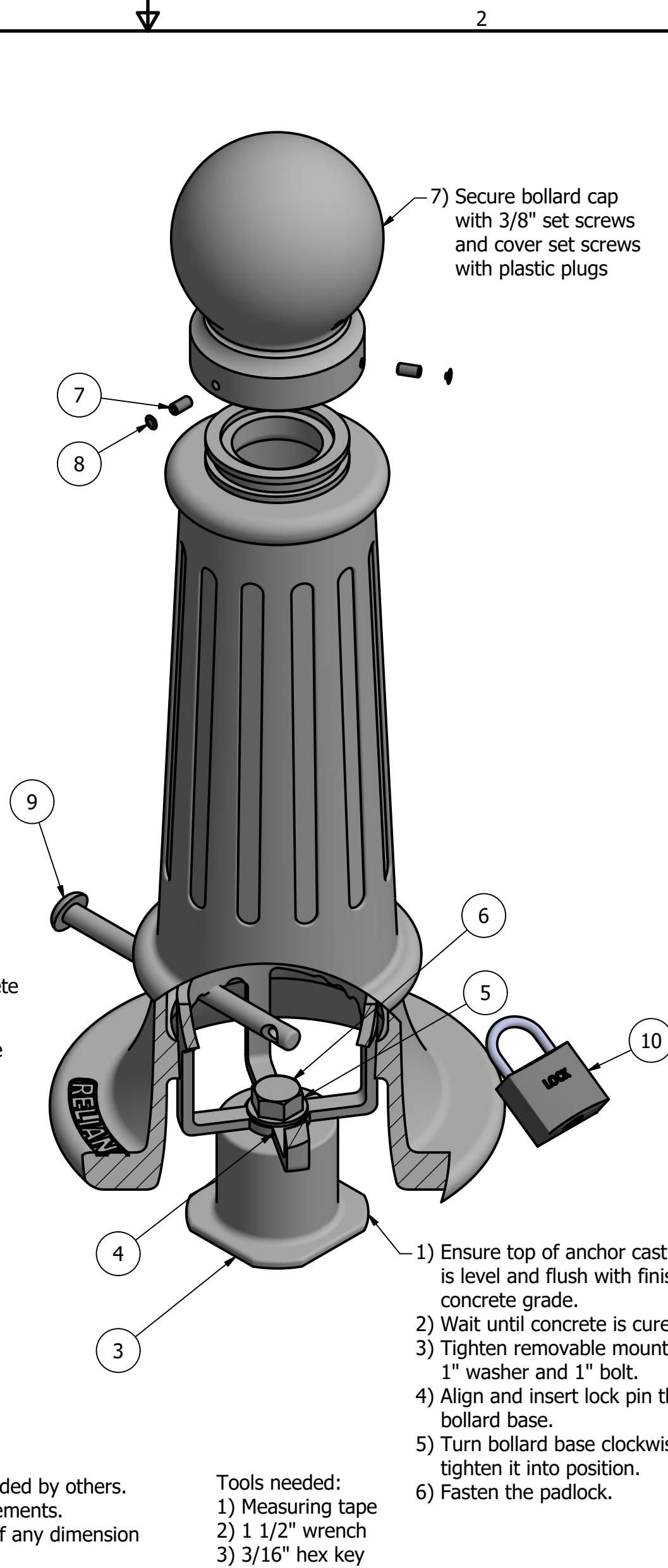
C

A

A



- Notes:
- 1) Bollard post is provided as shown. Concrete, foundation and/or installation ordered separately or provided by others.
 - 2) Minimum foundation sizes depend on local soil conditions, weather conditions, and engineering requirements.
 - 3) Dimensions provided herein is for reference only. Please consult Reliance Foundry sales professionals if any dimension is critical to your particular installation.
 - 4) Reliance Foundry reserves the right to amend design and specifications without prior notice for product improvement.



- Tools needed:
- 1) Measuring tape
 - 2) 1 1/2" wrench
 - 3) 3/16" hex key

General Description:

The R-7589 Decorative Bollard is made from a versatile ductile iron. It features a wide base with tapered body, decorative fluting and a spherical top casting. Bollard surfaces are protected by a durable powder coating, available in 6 standard colors, to prevent wear and corrosion. Use as fixed, stand-alone bollards or cover impact-resistant security posts. Removable mountings are available.

Specifications:

Height: 35"
Base Diameter: 15"
Weight: 108 lbs (Bollard Only)
Material: Ductile Iron
Max. Interior Security Post Size:
4 1/2" x 25" (Diameter x Height)

Finish Options:

⊙ Polyester Powdercoated
See Reliance Foundry's standard color options at:
www.reliance-foundry.com/bollard/colors-bollards

Installation Options:

- Fixed - Anchor Casting in New Concrete (see sheet 2 of 12)
- Fixed - Concrete Insert Anchor in Existing Concrete (see sheet 3 of 12)
- Fixed - Adhesive Anchor in Existing Concrete (see sheet 4 of 12)
- Fixed - Anchor Casting with Concrete Form (see sheet 5 of 12)
- Post Cover - New Post in New Concrete (see sheet 6 of 12)
- Post Cover - New Post in Existing Concrete (see sheet 7 of 12)
- Post Cover - Existing Post with Adhesive Anchor (see sheet 8 of 12)
- Post Cover - Existing Post with Concrete Anchor (see sheet 9 of 12)
- ⊙ Removable - Anchor Casting in New Concrete (see sheet 10 of 12)
- Removable - Concrete Insert Anchor in Existing Concrete (see sheet 11 of 12)
- Removable - Premium Retractable in New Concrete (see sheet 12 of 12)

For more information on bollard post installation, please visit:
www.reliance-foundry.com/bollard/installation-bollards

Care and Maintenance:

Reliance's line of bollards are finished with a long-lasting powder-coating. Proper care and maintenance are required. Regularly-performed inspections and routine cleaning will ensure that a bollard retains its aesthetic appeal and does not become damaged by the elements.

See Reliance Foundry's maintenance guide at:
www.reliance-foundry.com/bollard/maintenance-bollards

PARTS LIST					
ITEM	QTY	PART NUMBER	DESCRIPTION	MATERIAL	WEIGHT
1	1	R7589B	R7589 Base	Ductile Iron Powder Coated	93 lbs
2	1	R7589C	R7589 Cap	Ductile Iron Powder Coated	15 lbs
3	1	R7500AN 1"	R7500 Anchor Casting 1"	Ductile Iron Hot Dip Galvanized	8 3/8 lbs
4	1	R7500RM 1"	R7500 Removable Mount 1"	Steel Hot Dip Galvanized	4 5/8 lbs
5	1	Washer 1" OD 2"	Washer 1" OD 2" Thick 1/8"	Steel Plated	1/8 lbs
6	1	Hex Bolt 1" x 1 1/2"	Hex Bolt 1" x 1 1/2" - requires 1 1/2" wrench	Steel Plated	5/8 lbs
7	3	Hexagon Socket Set Screw 3/8" x 3/4"	Hexagon Socket Set Screw 3/8" x 3/4" - requires 3/16" hex key	Stainless Steel	
8	3	Polyethylene Plug 3/8"	Polyethylene Plug 3/8"	LDPE Black	
9	1	R7500 Lock Pin 3/4" x 10"	R7500 Lock Pin 3/4" x 10"	Steel Powder Coated	1 1/2 lbs
10	1	Padlock (Optional)	Optional Padlock (Brass or Stainless Steel)	Choice of Brass or Stainless Steel	5/8 lbs

COPYRIGHT RESERVED THIS PLAN DRAWING AND DESIGN ARE, AND AT ALL TIMES REMAIN, THE EXCLUSIVE PROPERTY OF RELIANCE FOUNDRY CO. LTD.

RELIANCE FOUNDRY
SINCE 1925

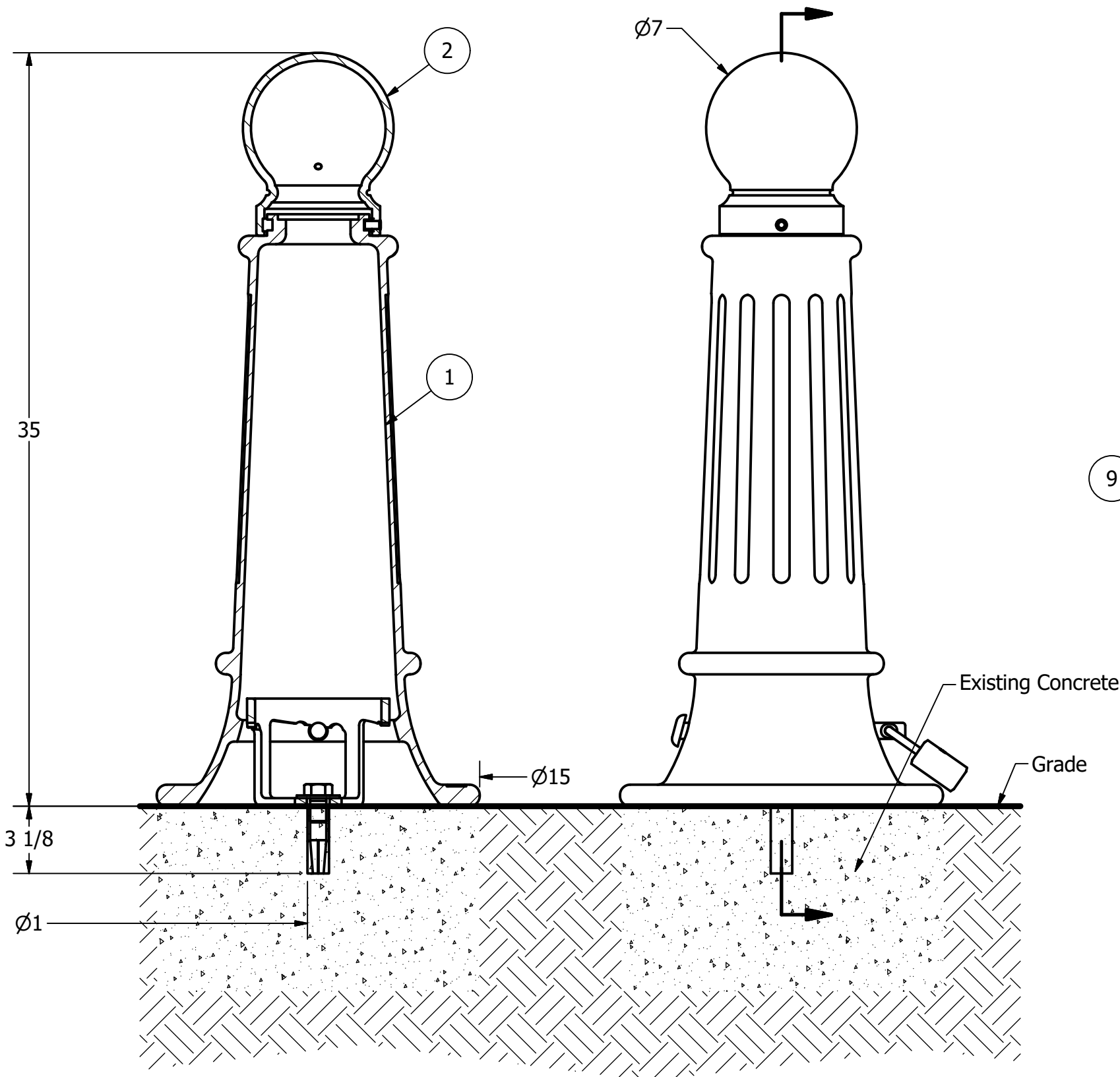
Unit 207, 6450 - 148 Street, Surrey, BC V3S 7G7, Canada
1-877-789-3245 info@reliance-foundry.com
www.reliance-foundry.com

Bollard R-7589

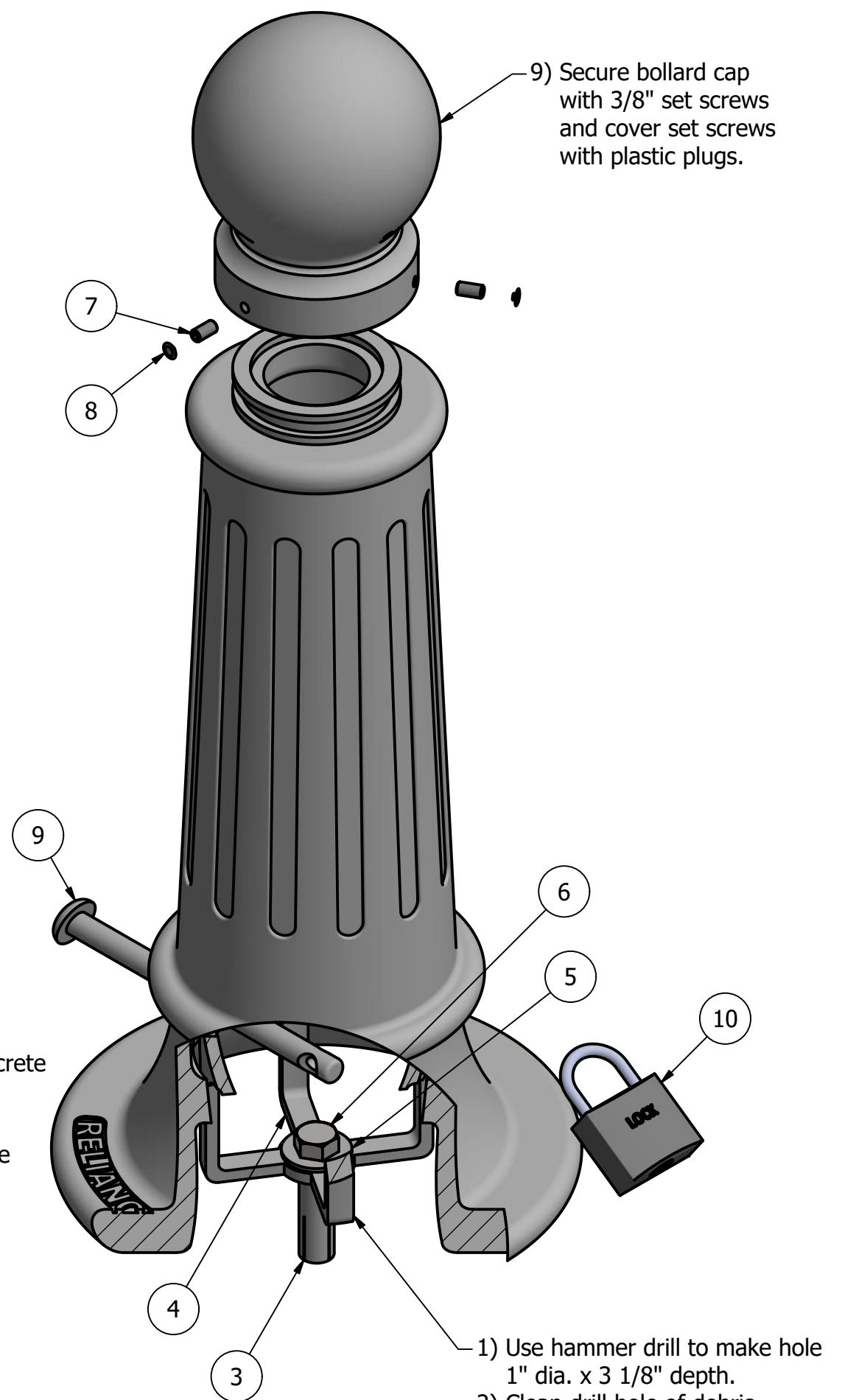
SIZE	DWG NO	REV
C	R7589	C4

NOT TO SCALE SHEET 10 OF 12

Bollard R-7589



- Notes:
- 1) Bollard post is provided as shown. Concrete, foundation and/or installation ordered separately or provided by others.
 - 2) Minimum foundation sizes depend on local soil conditions, weather conditions, and engineering requirements.
 - 3) Dimensions provided herein is for reference only. Please consult Reliance Foundry sales professionals if any dimension is critical to your particular installation.
 - 4) Reliance Foundry reserves the right to amend design and specifications without prior notice for product improvement.



- Tools needed:
- 1) Measuring tape
 - 2) 1 1/8" wrench
 - 3) 3/16" hex key
 - 4) Hammer drill
 - 5) 1" Masonry drill bit
 - 6) Hammer
 - 7) Drop-in concrete insert setting tool
- 1) Use hammer drill to make hole 1" dia. x 3 1/8" depth.
 - 2) Clean drill hole of debris.
 - 3) Insert drop-in anchor into hole
 - 4) Use hammer and setting tool to drive plug down.
 - 5) Tighten removable mount with 3/4" washer and 3/4" bolt.
 - 6) Align and insert lock pin through bollard base.
 - 7) Turn bollard base clockwise to tighten it into position.
 - 8) Fasten the padlock.

General Description:

The R-7589 Decorative Bollard is made from a versatile ductile iron. It features a wide base with tapered body, decorative fluting and a spherical top casting. Bollard surfaces are protected by a durable powder coating, available in 6 standard colors, to prevent wear and corrosion. Use as fixed, stand-alone bollards or cover impact-resistant security posts. Removable mountings are available.

Specifications:

Height: 35"
Base Diameter: 15"
Weight: 108 lbs (Bollard Only)
Material: Ductile Iron
Max. Interior Security Post Size:
4 1/2" x 25" (Diameter x Height)

Finish Options:

⊙ Polyester Powdercoated

See Reliance Foundry's standard color options at:
www.reliance-foundry.com/bollard/colors-bollards

Installation Options:

- Fixed - Anchor Casting in New Concrete (see sheet 2 of 12)
- Fixed - Concrete Insert Anchor in Existing Concrete (see sheet 3 of 12)
- Fixed - Adhesive Anchor in Existing Concrete (see sheet 4 of 12)
- Fixed - Anchor Casting with Concrete Form (see sheet 5 of 12)
- Post Cover - New Post in New Concrete (see sheet 6 of 12)
- Post Cover - New Post in Existing Concrete (see sheet 7 of 12)
- Post Cover - Existing Post with Adhesive Anchor (see sheet 8 of 12)
- Post Cover - Existing Post with Concrete Anchor (see sheet 9 of 12)
- Removable - Anchor Casting in New Concrete (see sheet 10 of 12)
- ⊙ Removable - Concrete Insert Anchor in Existing Concrete (see sheet 11 of 12)
- Removable - Premium Retractable in New Concrete (see sheet 12 of 12)

For more information on bollard post installation, please visit:
www.reliance-foundry.com/bollard/installation-bollards

Care and Maintenance:

Reliance's line of bollards are finished with a long-lasting powder-coating. Proper care and maintenance are required. Regularly-performed inspections and routine cleaning will ensure that a bollard retains its aesthetic appeal and does not become damaged by the elements.

See Reliance Foundry's maintenance guide at:
www.reliance-foundry.com/bollard/maintenance-bollards

PARTS LIST

ITEM	QTY	PART NUMBER	DESCRIPTION	MATERIAL	WEIGHT
1	1	R7589B	R7589 Base	Ductile Iron Powder Coated	93 lbs
2	1	R7589C	R7589 Cap	Ductile Iron Powder Coated	15 lbs
3	1	Drop-in Concrete Insert 3/4"	Drop-in Concrete Insert 3/4" - requires 1" x 3 1/8" hole (dia. x depth)	Steel Plated	1/2 lbs
4	1	R7500RM 1"	R7500 Removable Mount 1"	Steel Hot Dip Galvanized	4 5/8 lbs
5	1	Washer 3/4" OD 2"	Washer 3/4" OD 2" Thick 1/8"	Steel Plated	1/8 lbs
6	1	Hex Bolt 3/4" x 1 1/4"	Hex Bolt 3/4" x 1 1/4" - requires 1 1/8" wrench	Steel Plated	1/4 lbs
7	3	Hexagon Socket Set Screw 3/8" x 3/4"	Hexagon Socket Set Screw 3/8" x 3/4" - requires 3/16" hex key	Stainless Steel	
8	3	Polyethylene Plug 3/8"	Polyethylene Plug 3/8"	LDPE Black	
9	1	R7500 Lock Pin 3/4" x 10"	R7500 Lock Pin 3/4" x 10"	Steel Powder Coated	1 1/2 lbs
10	1	Padlock (Optional)	Optional Padlock (Brass or Stainless Steel)	Choice of Brass or Stainless Steel	5/8 lbs

COPYRIGHT RESERVED THIS PLAN DRAWING AND DESIGN ARE, AND AT ALL TIMES REMAIN, THE EXCLUSIVE PROPERTY OF RELIANCE FOUNDRY CO. LTD.

RELIANCE FOUNDRY
SINCE 1925

Unit 207, 6450 - 148 Street, Surrey, BC V3S 7G7, Canada
1-877-789-3245 info@reliance-foundry.com
www.reliance-foundry.com

Bollard R-7589

SIZE	DWG NO	REV
C	R7589	C4

NOT TO SCALE SHEET 11 OF 12

Bollard R-7589

D

C

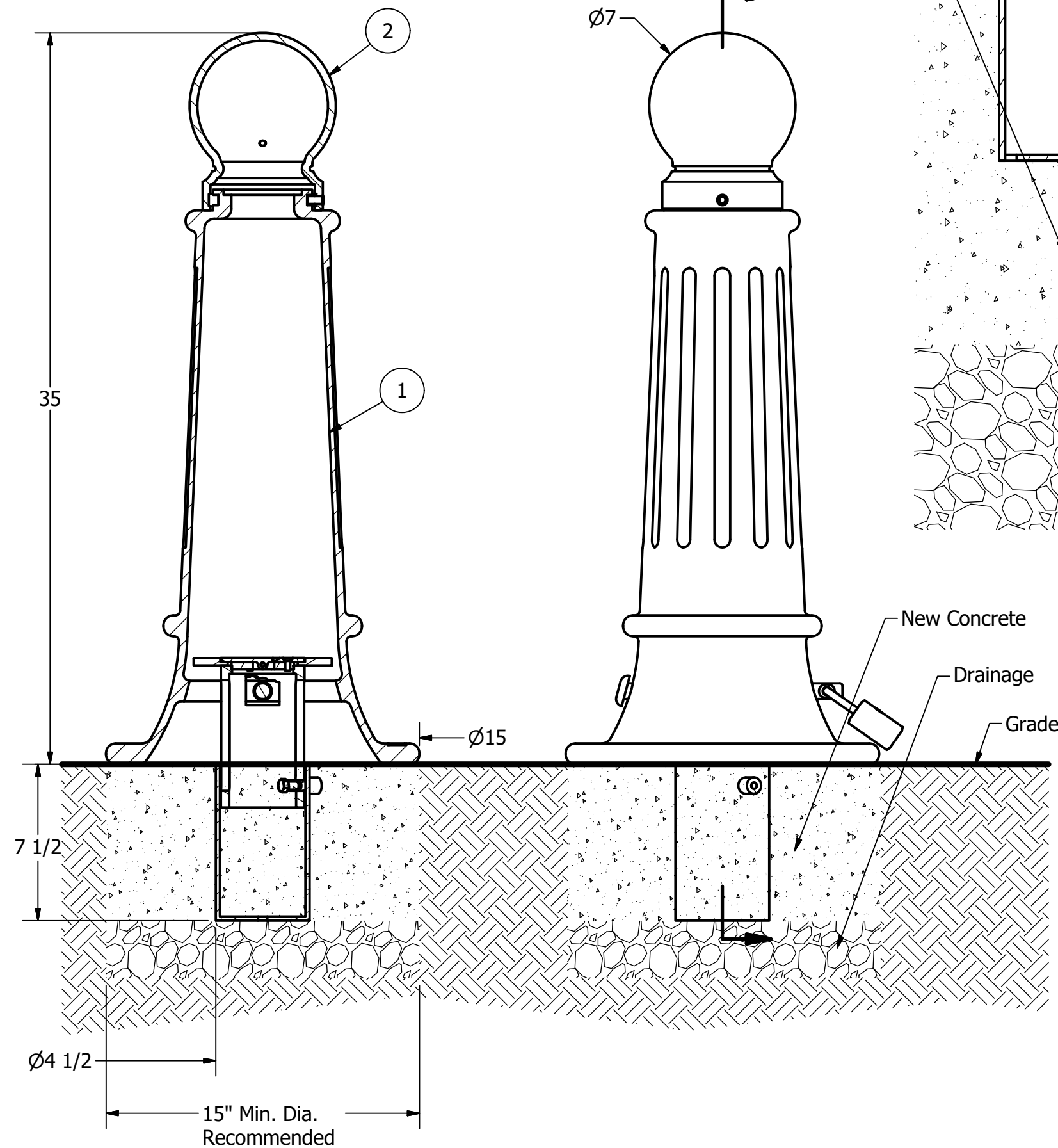
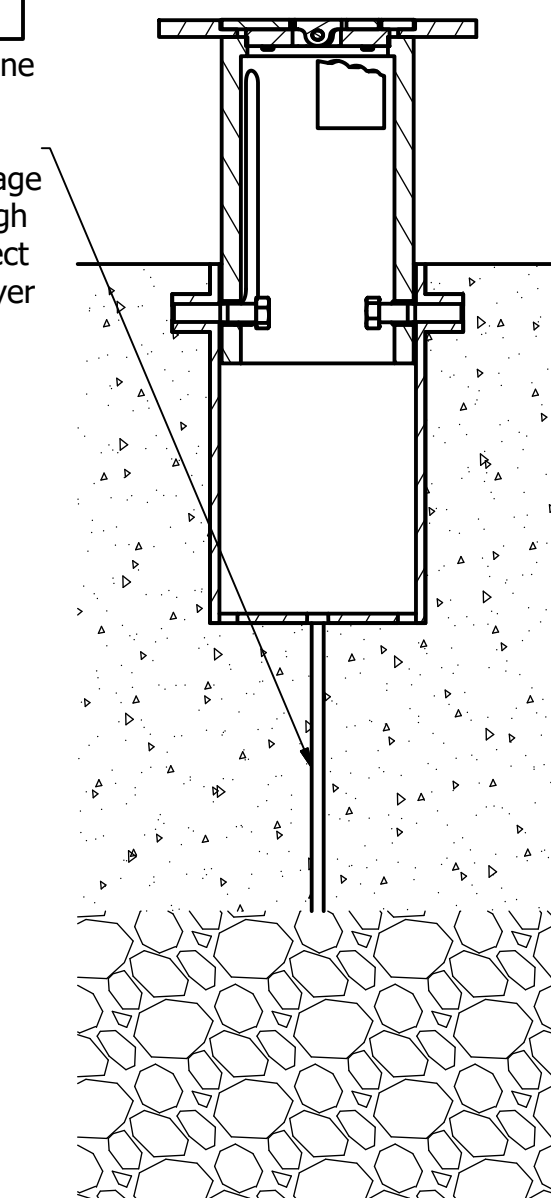
C

B

B

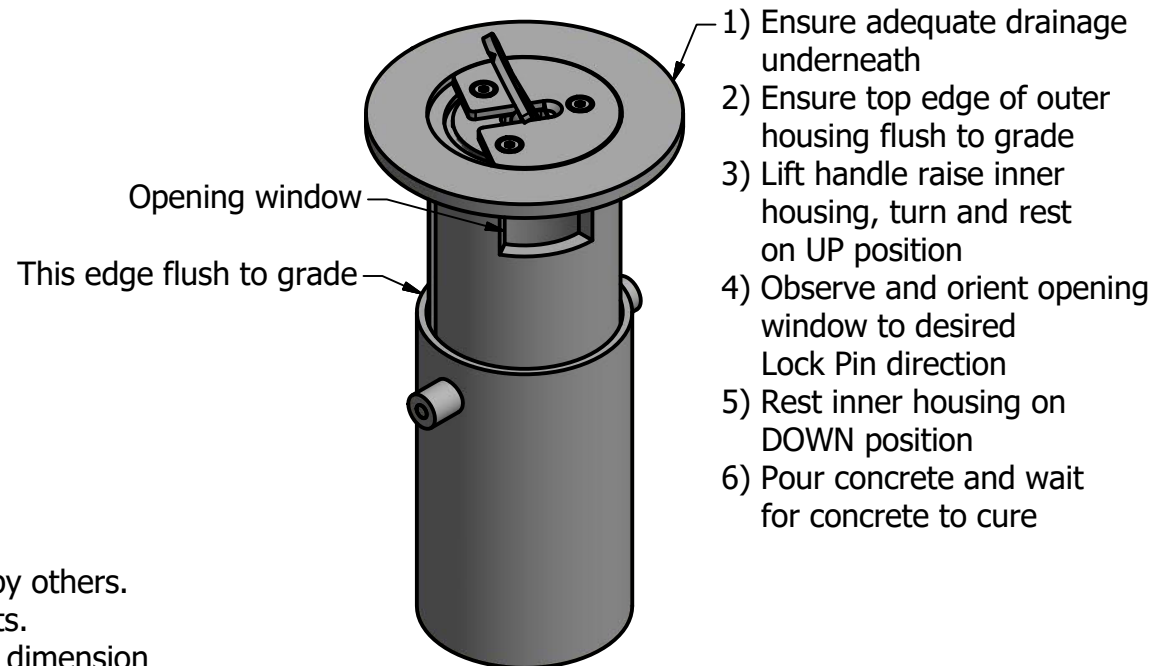
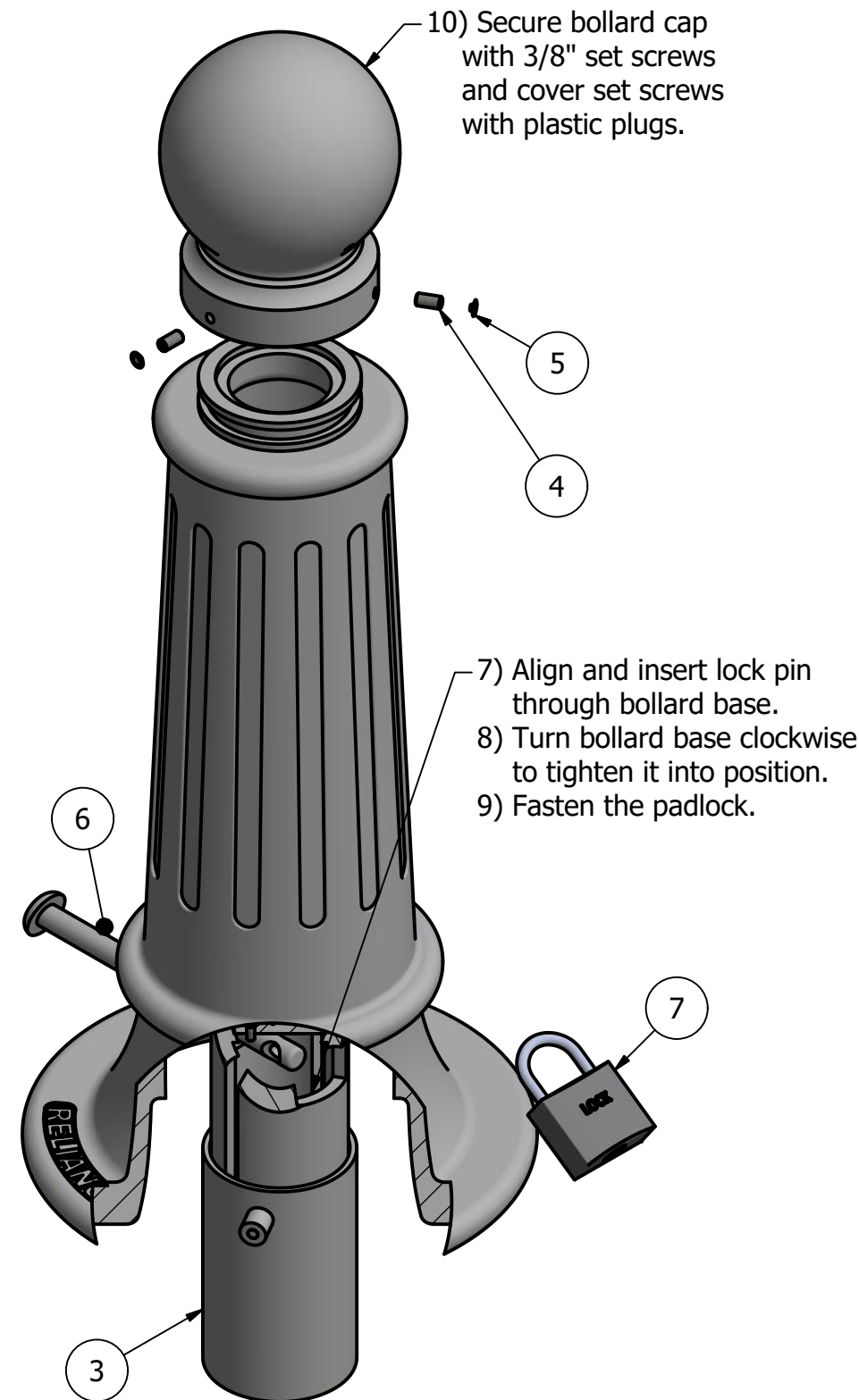
A

A



Notes:

- 1) Bollard post is provided as shown. Concrete, foundation and/or installation ordered separately or provided by others.
- 2) Minimum foundation sizes depend on local soil conditions, weather conditions, and engineering requirements.
- 3) Dimensions provided herein is for reference only. Please consult Reliance Foundry sales professionals if any dimension is critical to your particular installation.
- 4) Reliance Foundry reserves the right to amend design and specifications without prior notice for product improvement.



- Tools needed:
- 1) Measuring tape
 - 2) 3/16" hex key

General Description:

The R-7589 Decorative Bollard is made from a versatile ductile iron. It features a wide base with tapered body, decorative fluting and a spherical top casting. Bollard surfaces are protected by a durable powder coating, available in 6 standard colors, to prevent wear and corrosion. Use as fixed, stand-alone bollards or cover impact-resistant security posts. Removable mountings are available.

Specifications:

Height: 35"
Base Diameter: 15"
Weight: 108 lbs (Bollard Only)
Material: Ductile Iron
Max. Interior Security Post Size:
4 1/2" x 25" (Diameter x Height)

Finish Options:

⊙ Polyester Powdercoated

See Reliance Foundry's standard color options at:
www.reliance-foundry.com/bollard/colors-bollards

Installation Options:

- Fixed - Anchor Casting in New Concrete (see sheet 2 of 12)
- Fixed - Concrete Insert Anchor in Existing Concrete (see sheet 3 of 12)
- Fixed - Adhesive Anchor in Existing Concrete (see sheet 4 of 12)
- Fixed - Anchor Casting with Concrete Form (see sheet 5 of 12)
- Post Cover - New Post in New Concrete (see sheet 6 of 12)
- Post Cover - New Post in Existing Concrete (see sheet 7 of 12)
- Post Cover - Existing Post with Adhesive Anchor (see sheet 8 of 12)
- Post Cover - Existing Post with Concrete Anchor (see sheet 9 of 12)
- Removable - Anchor Casting in New Concrete (see sheet 10 of 12)
- Removable - Concrete Insert Anchor in Existing Concrete (see sheet 11 of 12)
- ⊙ Removable - Premium Retractable in New Concrete (see sheet 12 of 12)

For more information on bollard post installation, please visit:
www.reliance-foundry.com/bollard/installation-bollards

Care and Maintenance:

Reliance's line of bollards are finished with a long-lasting powder-coating. Proper care and maintenance are required. Regularly-performed inspections and routine cleaning will ensure that a bollard retains its aesthetic appeal and does not become damaged by the elements.

See Reliance Foundry's maintenance guide at:
www.reliance-foundry.com/bollard/maintenance-bollards

RELIANCE FOUNDRY
SINCE 1925

Unit 207, 6450 - 148 Street, Surrey, BC V3S 7G7, Canada
1-877-789-3245 info@reliance-foundry.com
www.reliance-foundry.com

TITLE

Bollard R-7589

SIZE
C

DWG NO
R7589

REV
C4

COPYRIGHT RESERVED THIS PLAN DRAWING AND DESIGN ARE, AND AT ALL TIMES REMAIN, THE EXCLUSIVE PROPERTY OF RELIANCE FOUNDRY CO. LTD.

NOT TO SCALE

SHEET 12 OF 12