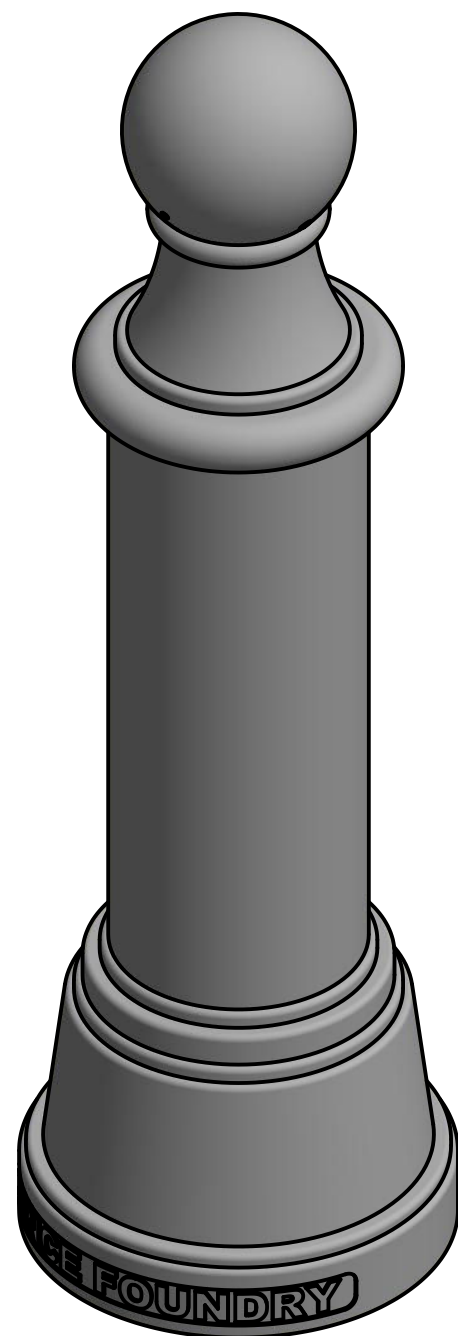
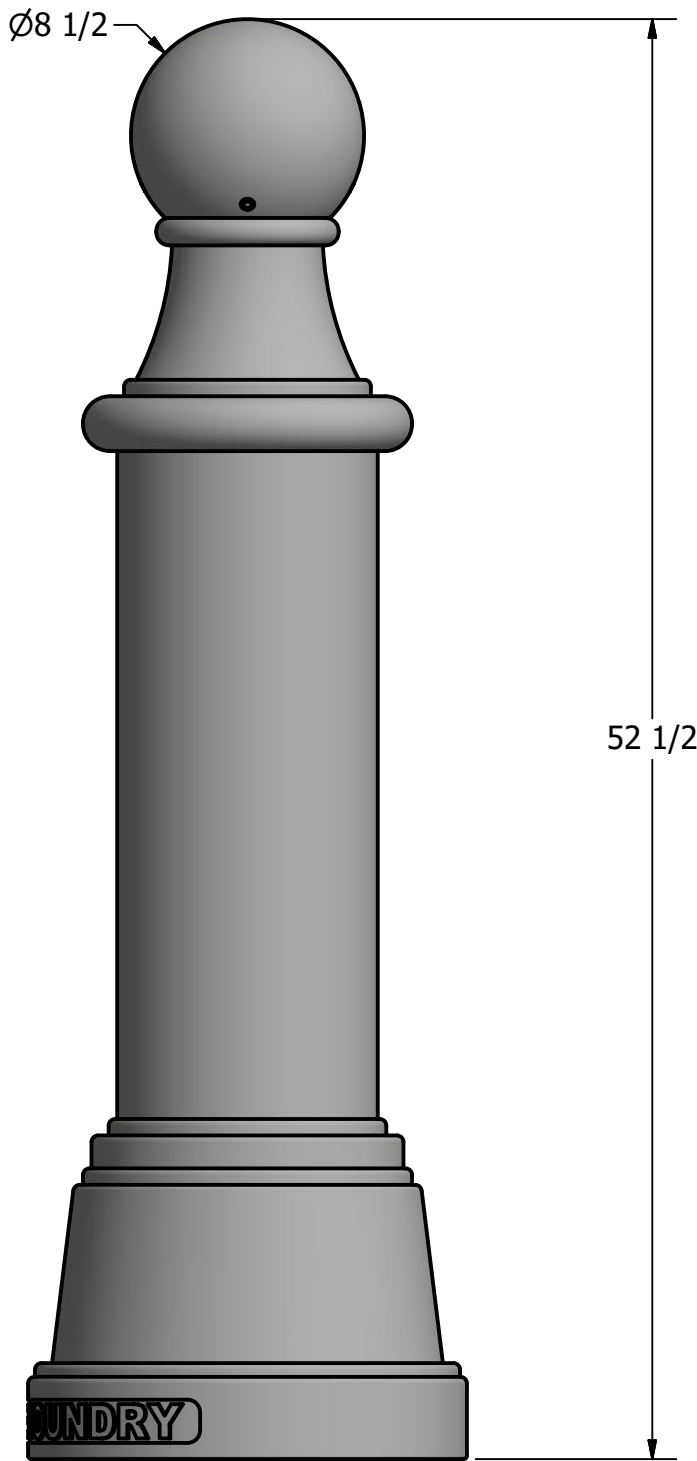
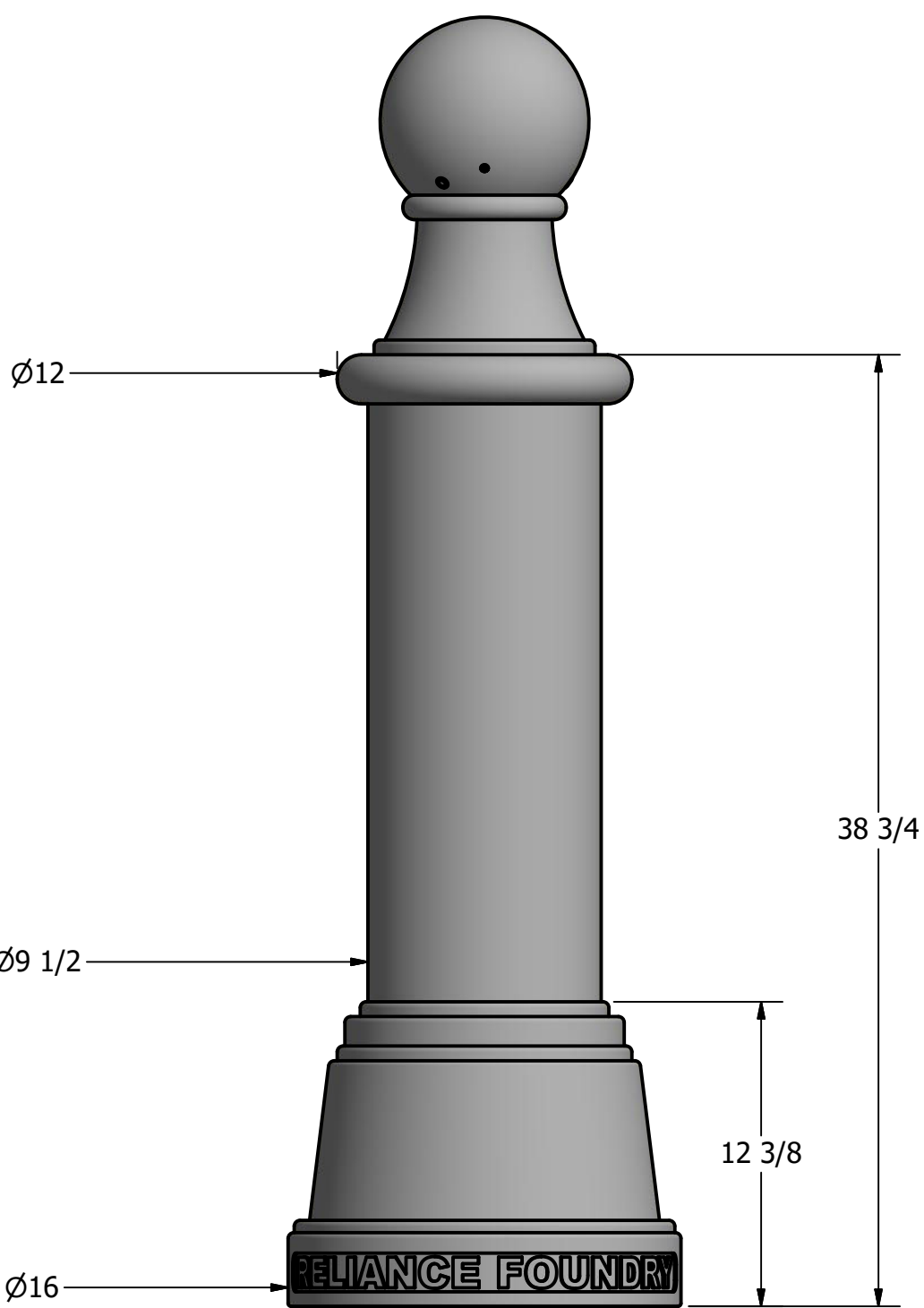

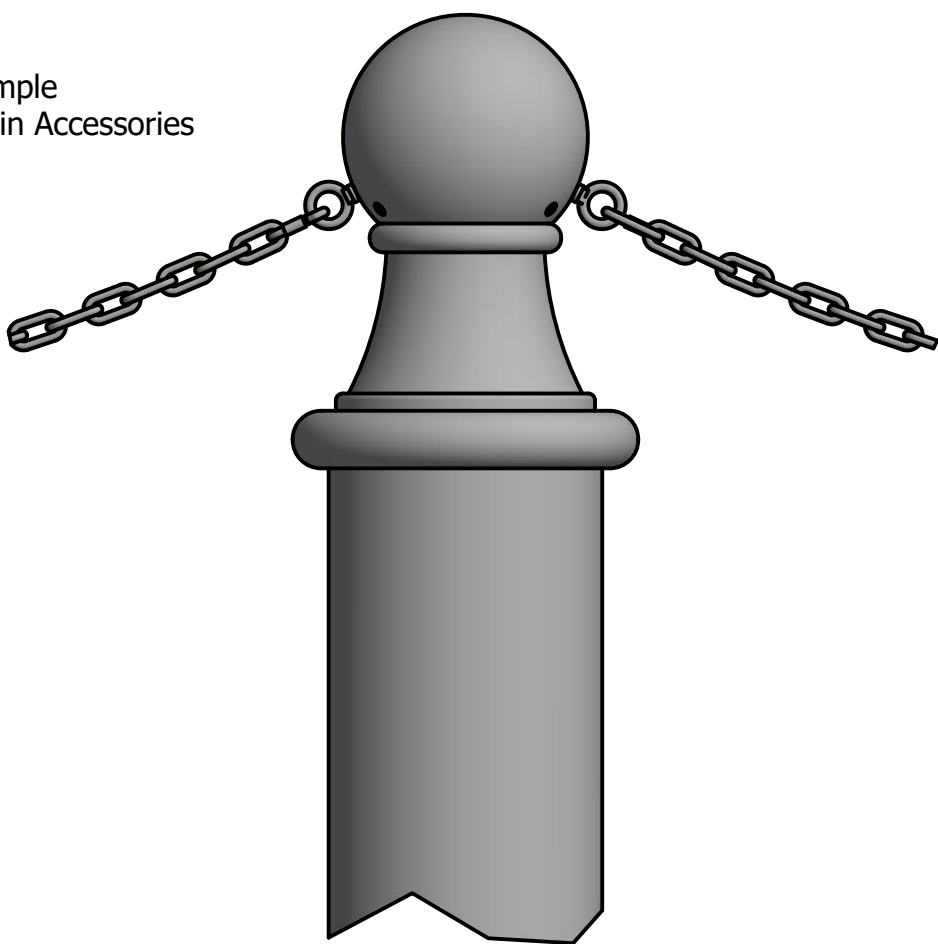


Bollard R-7595



Installation Sample
with 5/16" Chain Accessories



Optional Accessories:

- Chain Eye
- Quick link
- Chain (5/16")

See Reliance Foundry's optional accessories at:
www.reliance-foundry.com/bollard/accessories-bollards

General Description:

The R-7595 Decorative Bollard is modelled after cannon barrels once used as boundary markers to demarcate newly conquered territories. R-7595 bollards are topped with a broad spherical finial to create a rounded appearance. Made from versatile ductile iron, its wide body suits larger pipe reinforcement (up to 8" diameter) for better impact protection. Bollard surfaces are protected by a durable powder coating, available in 6 standard colors, to prevent wear and corrosion. Use as fixed, stand-alone bollards or cover impact-resistant security posts.

Specifications:

Height: 52 1/2"
Base Diameter: 16"
Weight: 210 lbs (Bollard Only)
Material: Ductile Iron
Max. Interior Security Post Size:
8" x 36" (Diameter x Height)

Finish Options:

- Polyester Powdercoated

See Reliance Foundry's standard color options at:
www.reliance-foundry.com/bollard/colors-bollards

Installation Options:

- Fixed - Anchor Casting in New Concrete (see sheet 2 of 9)
- Fixed - Concrete Insert Anchor in Existing Concrete (see sheet 3 of 9)
- Fixed - Adhesive Anchor in Existing Concrete (see sheet 4 of 9)
- Fixed - Anchor Casting with Concrete Form (see sheet 5 of 9)
- Post Cover - New Post in New Concrete (see sheet 6 of 9)
- Post Cover - New Post in Existing Concrete (see sheet 7 of 9)
- Post Cover - Existing Post with Adhesive Anchor (see sheet 8 of 9)
- Post Cover - Existing Post with Concrete Anchor (see sheet 9 of 9)

For more information on bollard post installation, please visit:
www.reliance-foundry.com/bollard/installation-bollards

Care and Maintenance:

Reliance's line of bollards are finished with a long-lasting powder-coating. Proper care and maintenance are required. Regularly-performed inspections and routine cleaning will ensure that a bollard retains its aesthetic appeal and does not become damaged by the elements.

See Reliance Foundry's maintenance guide at:
www.reliance-foundry.com/bollard/maintenance-bollards

RELIANCE FOUNDRY
— SINCE 1925 —

Unit 207, 6450 - 148 Street, Surrey, BC V3S 7G7, Canada
1-877-789-3245 info@reliance-foundry.com
www.reliance-foundry.com

TITLE

Bollard R-7595

SIZE

C

DWG NO

R7595

REV

C5

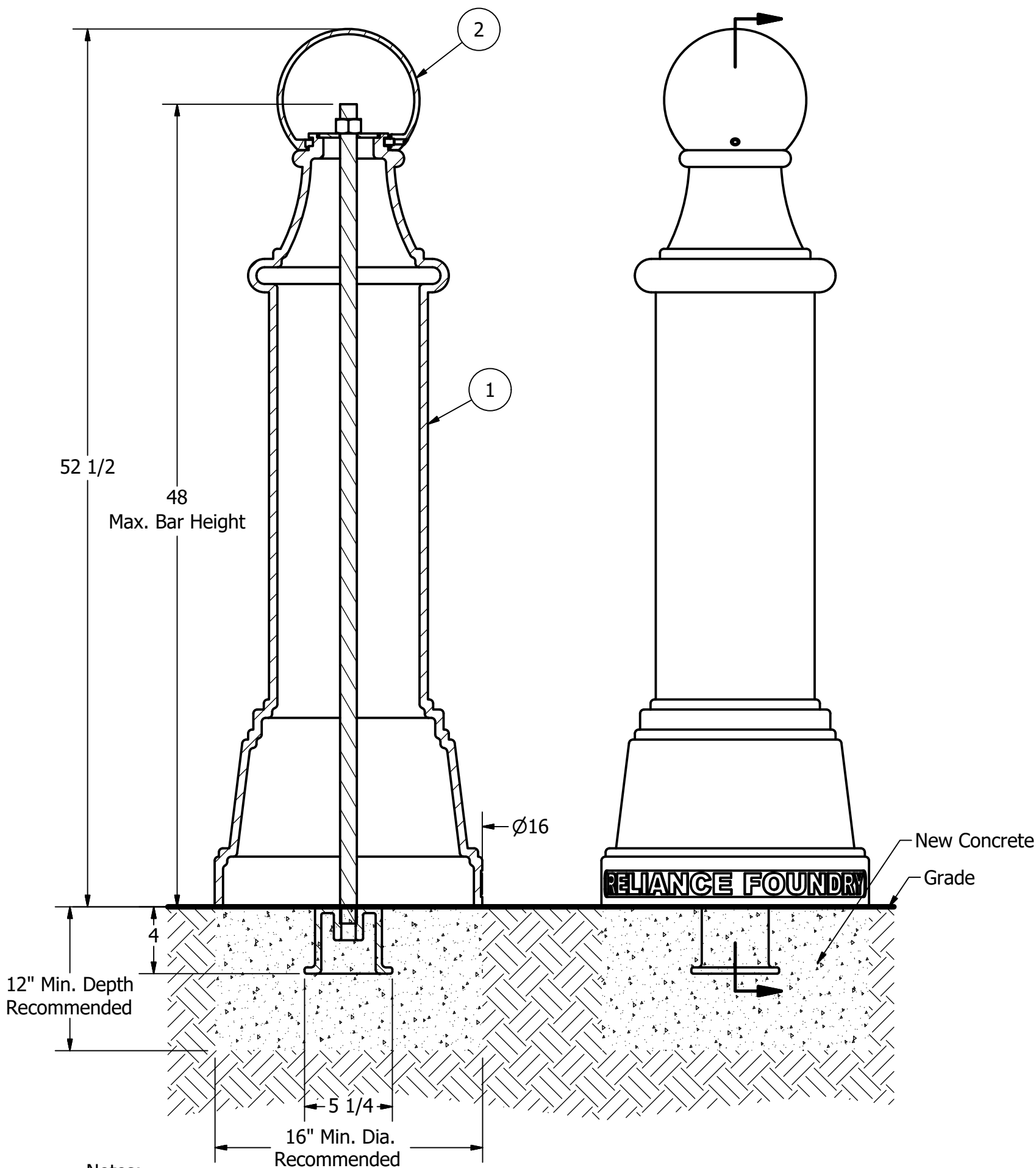
Bollard R-7595

D

C

B

A

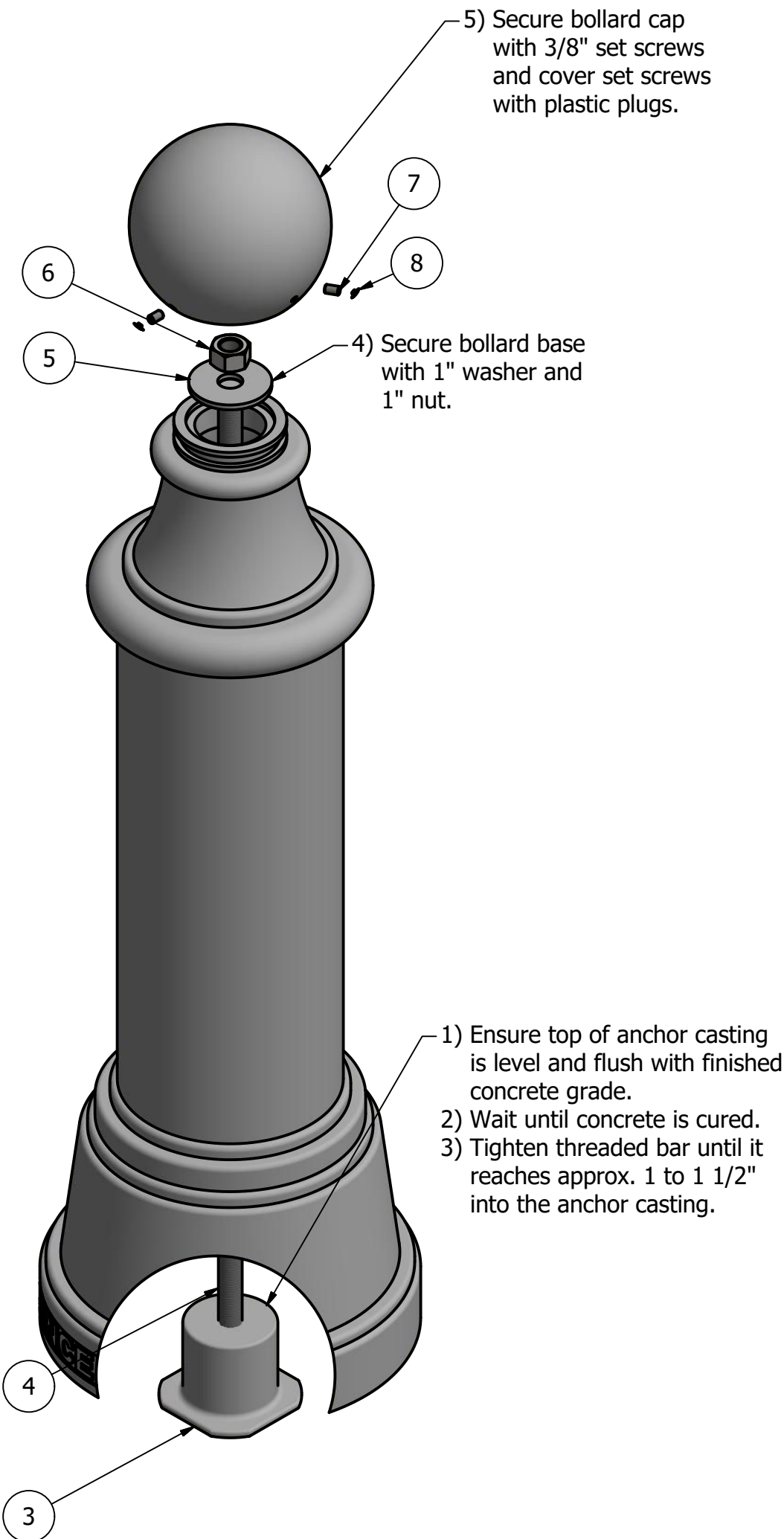


- Notes:
- 1) Bollard post is provided as shown. Concrete, foundation and/or installation ordered separately or provided by others.
 - 2) Minimum foundation sizes depend on local soil conditions, weather conditions, and engineering requirements.
 - 3) Dimensions provided herein is for reference only. Please consult Reliance Foundry sales professionals if any dimension is critical to your particular installation.
 - 4) Reliance Foundry reserves the right to amend design and specifications without prior notice for product improvement.

PARTS LIST

ITEM	QTY	PART NUMBER	DESCRIPTION	MATERIAL	WEIGHT
1	1	R7595B	R7595 Base	Ductile Iron Powder Coated	195 lbs
2	1	R7595C	R7595 Cap	Ductile Iron Powder Coated	15 lbs
3	1	R7500AN 1"	R7500 Anchor Casting 1"	Ductile Iron Hot Dip Galvanized	8 3/8 lbs
4	1	R7500BAR 1"	R7500 Threaded Bar 1" x 49"	Steel Plated	9 1/8 lbs
5	1	Washer 1" OD 3 1/2"	Washer 1" OD 3 1/2" Thick 1/4"	Steel Plated	5/8 lbs
6	1	Hex Nut 1"	Hex Nut 1" - requires 1 1/2" wrench	Steel Plated	1/4 lbs
7	3	Hexagon Socket Set Screw 3/8" x 5/8"	Hexagon Socket Set Screw 3/8" x 5/8" - requires 3/16" hex key	Stainless Steel	
8	3	Polyethylene Plug 3/8"	Polyethylene Plug 3/8"	LDPE Black	

COPYRIGHT RESERVED THIS PLAN DRAWING AND DESIGN ARE, AND AT ALL TIMES REMAIN, THE EXCLUSIVE PROPERTY OF RELIANCE FOUNDRY CO. LTD.



- Tools needed:
- 1) Measuring tape
 - 2) 1 1/2" wrench
 - 3) 3/16" hex key

General Description:

The R-7595 Decorative Bollard is modelled after cannon barrels once used as boundary markers to demarcate newly conquered territories. R-7595 bollards are topped with a broad spherical finial to create a rounded appearance. Made from versatile ductile iron, its wide body suits larger pipe reinforcement (up to 8" diameter) for better impact protection. Bollard surfaces are protected by a durable powder coating, available in 6 standard colors, to prevent wear and corrosion. Use as fixed, stand-alone bollards or cover impact-resistant security posts.

Specifications:

Height: 52 1/2"
Base Diameter: 16"
Weight: 210 lbs (Bollard Only)
Material: Ductile Iron
Max. Interior Security Post Size:
8" x 36" (Diameter x Height)

Finish Options:

- ⊙ Polyester Powdercoated

See Reliance Foundry's standard color options at:
www.reliance-foundry.com/bollard/colors-bollards

Installation Options:

- ⊙ Fixed - Anchor Casting in New Concrete (see sheet 2 of 9)
- ⊙ Fixed - Concrete Insert Anchor in Existing Concrete (see sheet 3 of 9)
- ⊙ Fixed - Adhesive Anchor in Existing Concrete (see sheet 4 of 9)
- ⊙ Fixed - Anchor Casting with Concrete Form (see sheet 5 of 9)
- ⊙ Post Cover - New Post in New Concrete (see sheet 6 of 9)
- ⊙ Post Cover - New Post in Existing Concrete (see sheet 7 of 9)
- ⊙ Post Cover - Existing Post with Adhesive Anchor (see sheet 8 of 9)
- ⊙ Post Cover - Existing Post with Concrete Anchor (see sheet 9 of 9)

For more information on bollard post installation, please visit:
www.reliance-foundry.com/bollard/installation-bollards

Care and Maintenance:

Reliance's line of bollards are finished with a long-lasting powder-coating. Proper care and maintenance are required. Regularly-performed inspections and routine cleaning will ensure that a bollard retains its aesthetic appeal and does not become damaged by the elements.

See Reliance Foundry's maintenance guide at:
www.reliance-foundry.com/bollard/maintenance-bollards

RELIANCE FOUNDRY
— SINCE 1925 —

Unit 207, 6450 - 148 Street, Surrey, BC V3S 7G7, Canada
1-877-789-3245 info@reliance-foundry.com
www.reliance-foundry.com

TITLE

Bollard R-7595

SIZE

C

DWG NO

R7595

REV

C5

NOT TO SCALE

SHEET 2 OF 9

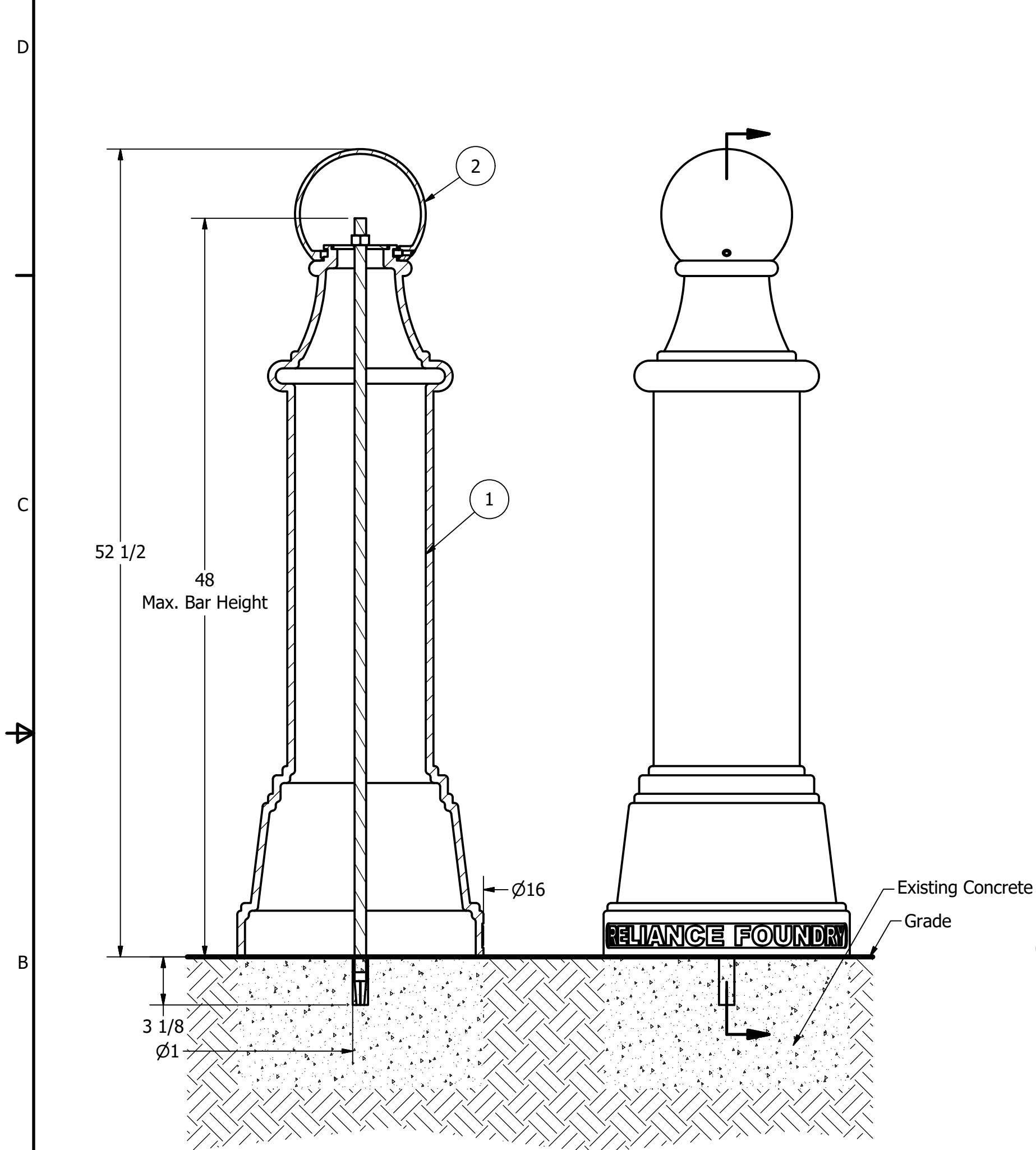
4

3

2

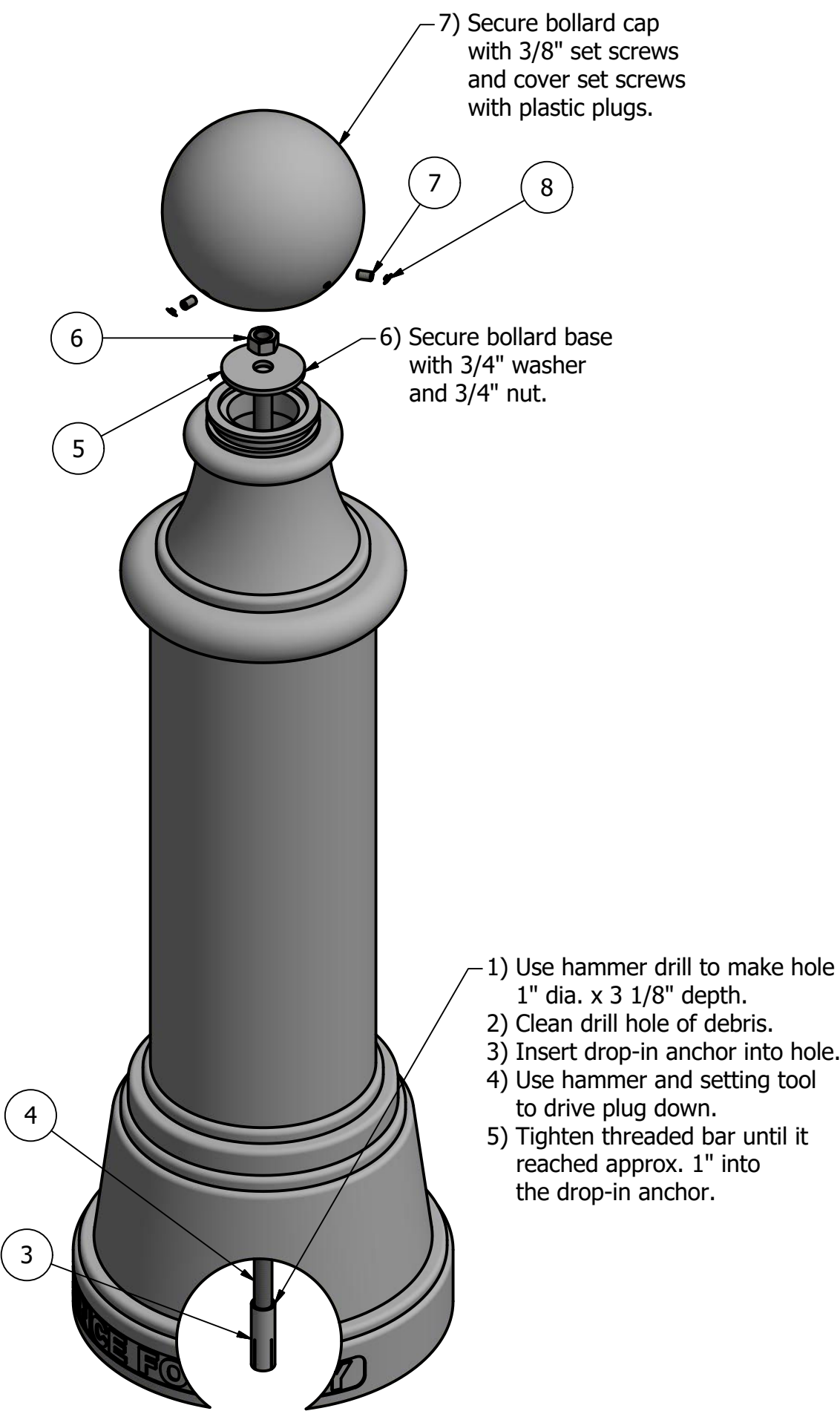
1

Bollard R-7595



Notes:

- 1) Bollard post is provided as shown. Concrete, foundation and/or installation ordered separately or provided by others.
- 2) Minimum foundation sizes depend on local soil conditions, weather conditions, and engineering requirements.
- 3) Dimensions provided herein is for reference only. Please consult Reliance Foundry sales professionals if any dimension is critical to your particular installation.
- 4) Reliance Foundry reserves the right to amend design and specifications without prior notice for product improvement.



Tools needed:

- 1) Measuring tape
- 2) 1 1/8" wrench
- 3) 3/16" hex key
- 4) Hammer drill
- 5) 1" Masonry drill bit
- 6) Hammer
- 7) Drop-in concrete insert setting tool

General Description:

The R-7595 Decorative Bollard is modelled after cannon barrels once used as boundary markers to demarcate newly conquered territories. R-7595 bollards are topped with a broad spherical finial to create a rounded appearance. Made from versatile ductile iron, its wide body suits larger pipe reinforcement (up to 8" diameter) for better impact protection. Bollard surfaces are protected by a durable powder coating, available in 6 standard colors, to prevent wear and corrosion. Use as fixed, stand-alone bollards or cover impact-resistant security posts.

Specifications:

Height: 52 1/2"
Base Diameter: 16"
Weight: 210 lbs (Bollard Only)
Material: Ductile Iron
Max. Interior Security Post Size:
8" x 36" (Diameter x Height)

Finish Options:

- ⊙ Polyester Powdercoated

See Reliance Foundry's standard color options at:
www.reliance-foundry.com/bollard/colors-bollards

Installation Options:

- Fixed - Anchor Casting in New Concrete (see sheet 2 of 9)
- ⊙ Fixed - Concrete Insert Anchor in Existing Concrete (see sheet 3 of 9)
- Fixed - Adhesive Anchor in Existing Concrete (see sheet 4 of 9)
- Fixed - Anchor Casting with Concrete Form (see sheet 5 of 9)
- Post Cover - New Post in New Concrete (see sheet 6 of 9)
- Post Cover - New Post in Existing Concrete (see sheet 7 of 9)
- Post Cover - Existing Post with Adhesive Anchor (see sheet 8 of 9)
- Post Cover - Existing Post with Concrete Anchor (see sheet 9 of 9)

For more information on bollard post installation, please visit:
www.reliance-foundry.com/bollard/installation-bollards

Care and Maintenance:

Reliance's line of bollards are finished with a long-lasting powder-coating. Proper care and maintenance are required. Regularly-performed inspections and routine cleaning will ensure that a bollard retains its aesthetic appeal and does not become damaged by the elements.

See Reliance Foundry's maintenance guide at:
www.reliance-foundry.com/bollard/maintenance-bollards

RELIANCE FOUNDRY
— SINCE 1925 —

Unit 207, 6450 - 148 Street, Surrey, BC V3S 7G7, Canada
1-877-789-3245 info@reliance-foundry.com
www.reliance-foundry.com

TITLE

Bollard R-7595

SIZE

C

DWG NO

R7595

REV

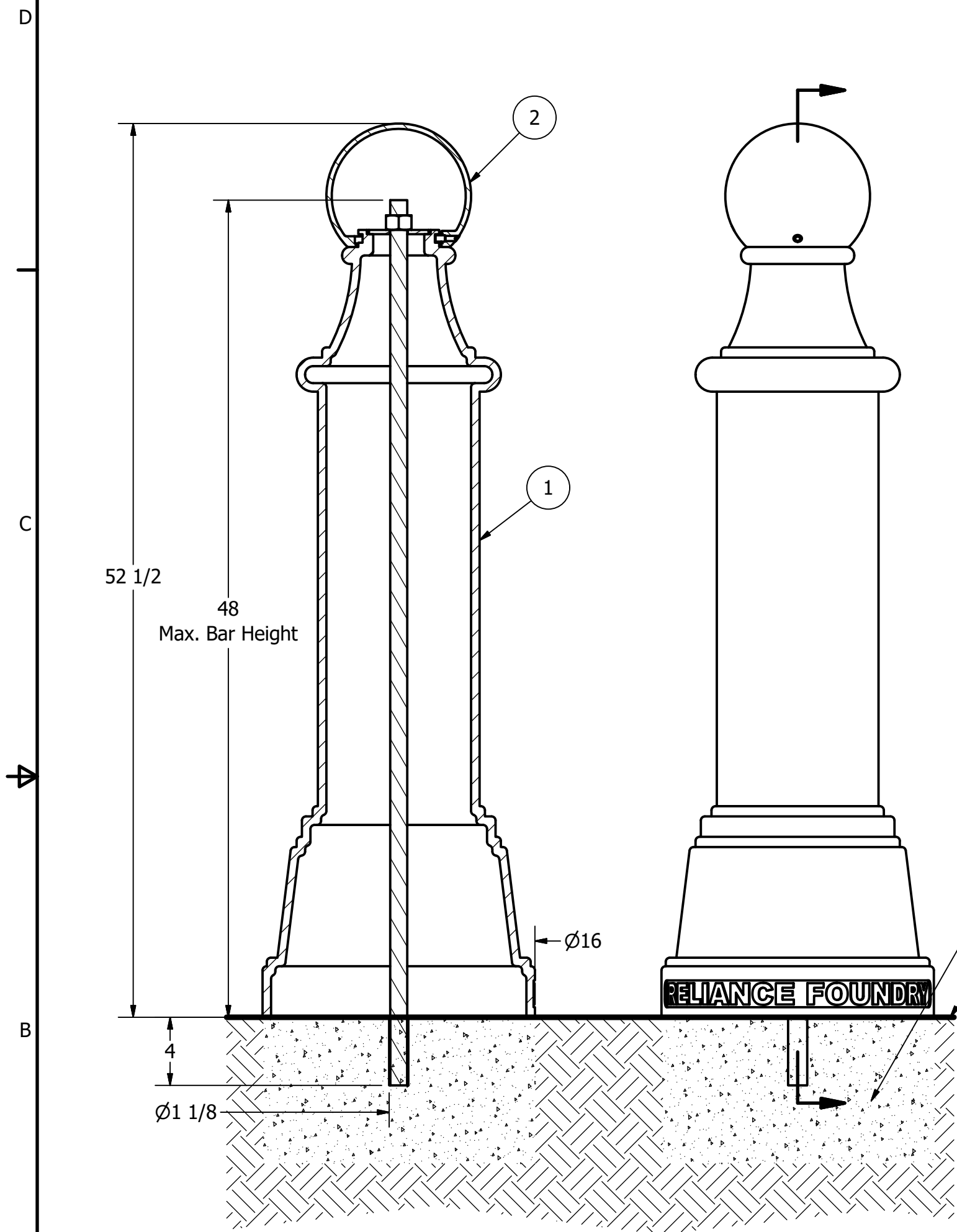
C5

NOT TO SCALE

SHEET 3 OF 9

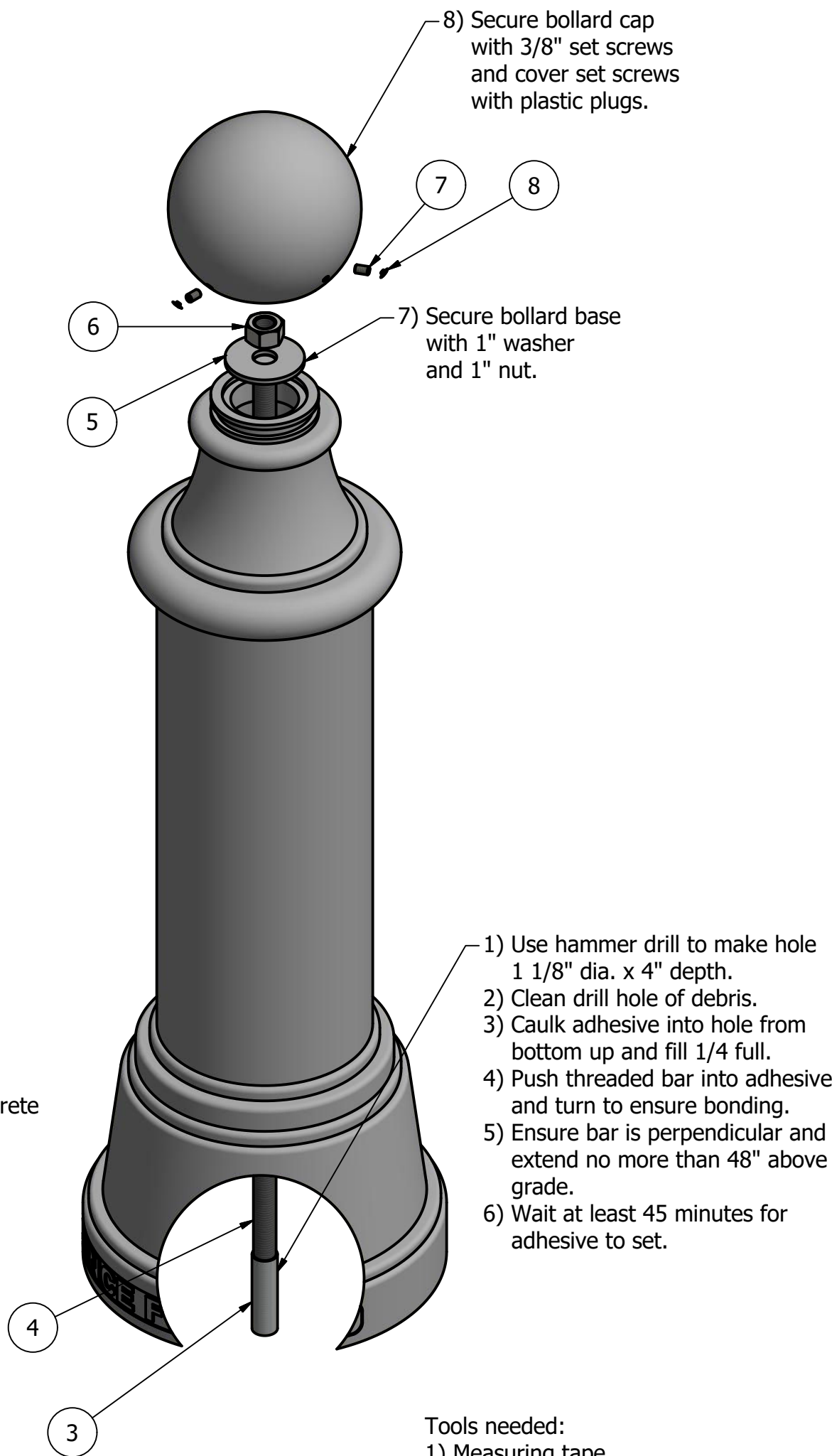
COPYRIGHT RESERVED THIS PLAN DRAWING AND DESIGN ARE, AND AT ALL TIMES REMAIN, THE EXCLUSIVE PROPERTY OF RELIANCE FOUNDRY CO. LTD.

Bollard R-7595



Notes:

- 1) Bollard post is provided as shown. Concrete, foundation and/or installation ordered separately or provided by others.
- 2) Minimum foundation sizes depend on local soil conditions, weather conditions, and engineering requirements.
- 3) Dimensions provided herein is for reference only. Please consult Reliance Foundry sales professionals if any dimension is critical to your particular installation.
- 4) Reliance Foundry reserves the right to amend design and specifications without prior notice for product improvement.



General Description:

The R-7595 Decorative Bollard is modelled after cannon barrels once used as boundary markers to demarcate newly conquered territories. R-7595 bollards are topped with a broad spherical finial to create a rounded appearance. Made from versatile ductile iron, its wide body suits larger pipe reinforcement (up to 8" diameter) for better impact protection. Bollard surfaces are protected by a durable powder coating, available in 6 standard colors, to prevent wear and corrosion. Use as fixed, stand-alone bollards or cover impact-resistant security posts.

Specifications:

Height: 52 1/2"
Base Diameter: 16"
Weight: 210 lbs (Bollard Only)
Material: Ductile Iron
Max. Interior Security Post Size:
8" x 36" (Diameter x Height)

Finish Options:

⊙ Polyester Powdercoated

See Reliance Foundry's standard color options at:
www.reliance-foundry.com/bollard/colors-bollards

Installation Options:

- Fixed - Anchor Casting in New Concrete (see sheet 2 of 9)
- Fixed - Concrete Insert Anchor in Existing Concrete (see sheet 3 of 9)
- ⊙ Fixed - Adhesive Anchor in Existing Concrete (see sheet 4 of 9)
- Fixed - Anchor Casting with Concrete Form (see sheet 5 of 9)
- Post Cover - New Post in New Concrete (see sheet 6 of 9)
- Post Cover - New Post in Existing Concrete (see sheet 7 of 9)
- Post Cover - Existing Post with Adhesive Anchor (see sheet 8 of 9)
- Post Cover - Existing Post with Concrete Anchor (see sheet 9 of 9)

For more information on bollard post installation, please visit:
www.reliance-foundry.com/bollard/installation-bollards

Care and Maintenance:

Reliance's line of bollards are finished with a long-lasting powder-coating. Proper care and maintenance are required. Regularly-performed inspections and routine cleaning will ensure that a bollard retains its aesthetic appeal and does not become damaged by the elements.

See Reliance Foundry's maintenance guide at:
www.reliance-foundry.com/bollard/maintenance-bollards

RELIANCE FOUNDRY
— SINCE 1925 —

Unit 207, 6450 - 148 Street, Surrey, BC V3S 7G7, Canada
1-877-789-3245 info@reliance-foundry.com
www.reliance-foundry.com

TITLE

Bollard R-7595

SIZE

C

DWG NO

R7595

REV

C5

COPYRIGHT RESERVED THIS PLAN DRAWING AND DESIGN ARE, AND AT ALL TIMES REMAIN, THE EXCLUSIVE PROPERTY OF RELIANCE FOUNDRY CO. LTD.

NOT TO SCALE

SHEET 4 OF 9

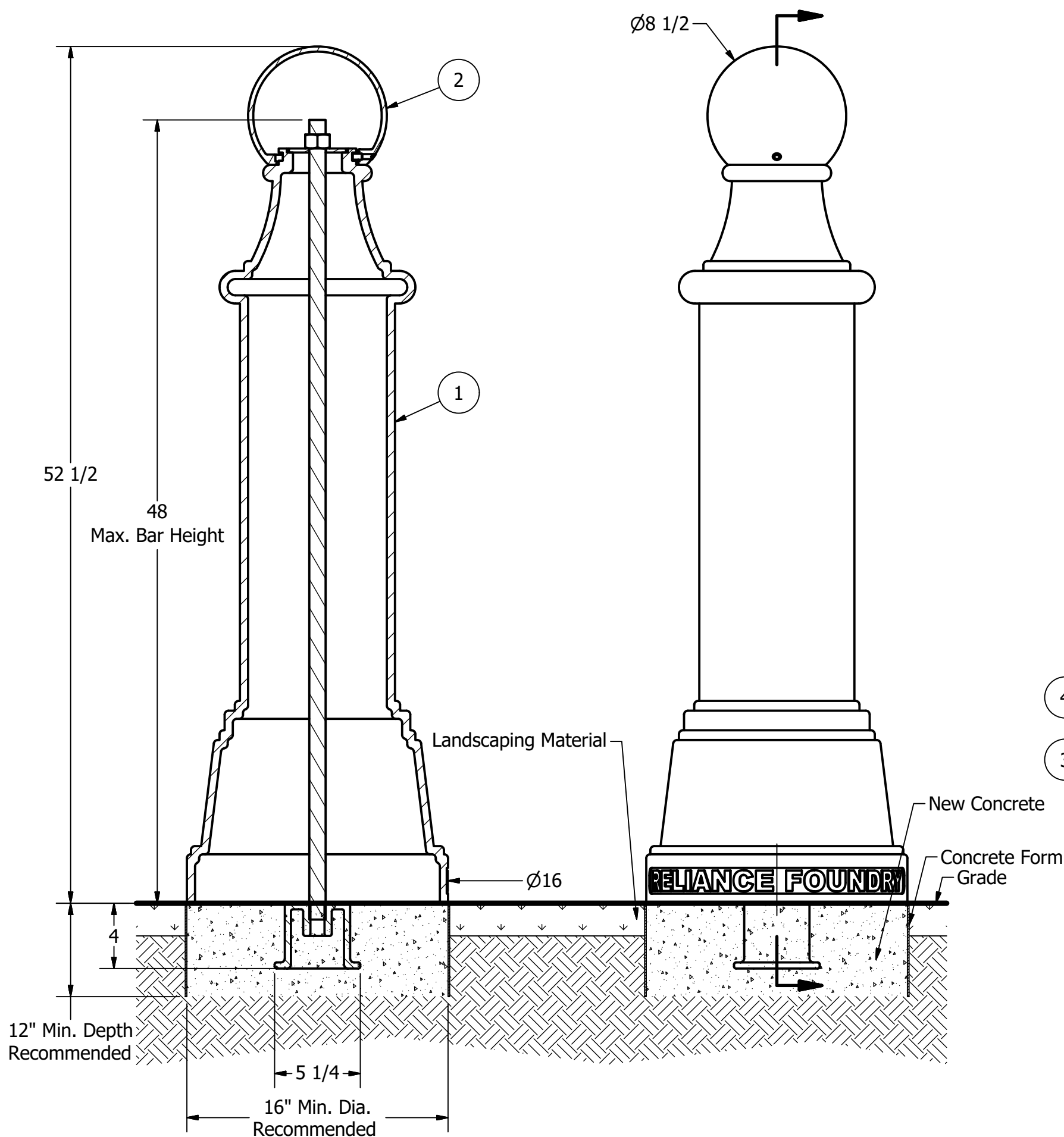
Bollard R-7595

D

C

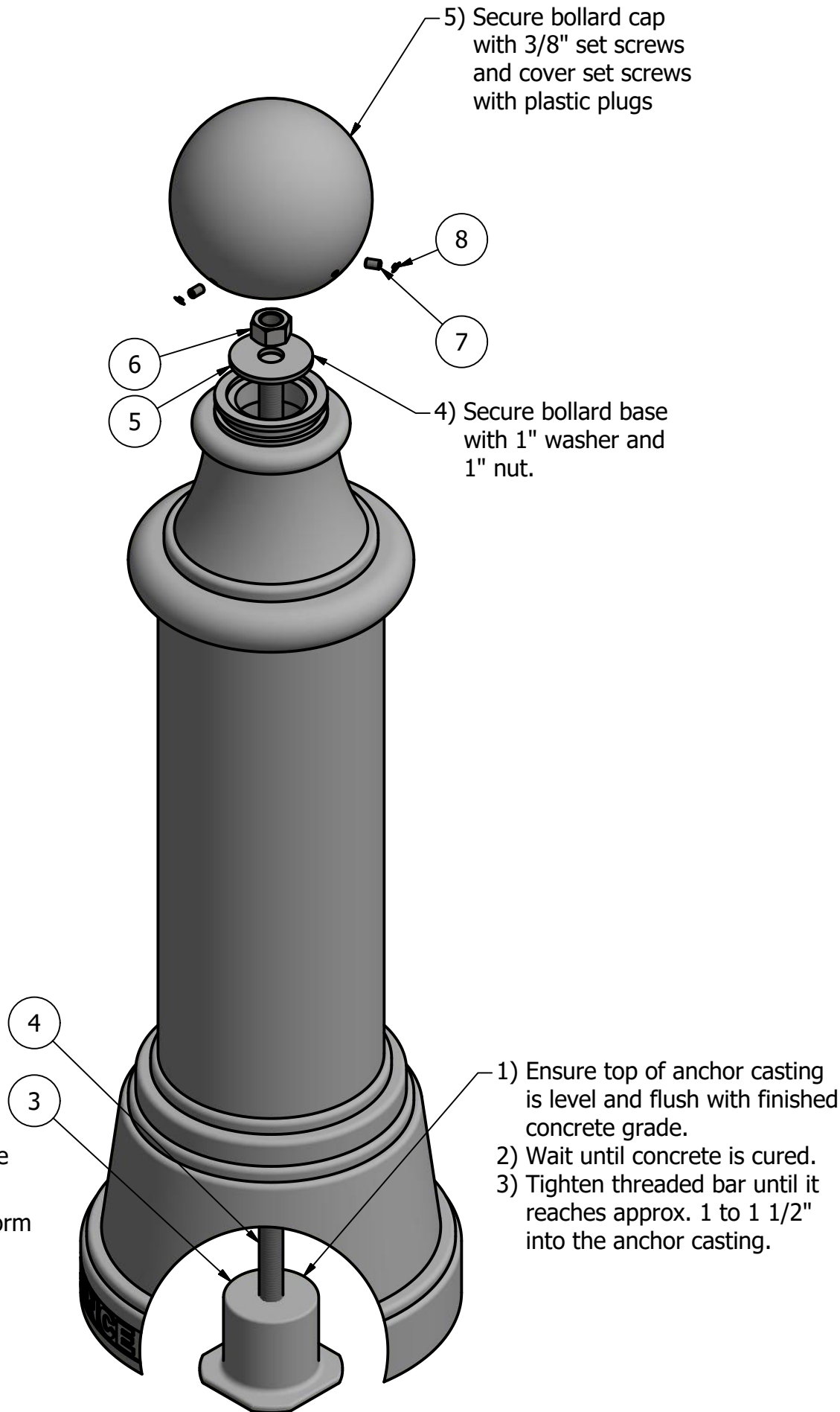
B

A



Notes:

- 1) Bollard post is provided as shown. Concrete, foundation and/or installation ordered separately or provided by others.
- 2) Minimum foundation sizes depend on local soil conditions, weather conditions, and engineering requirements.
- 3) Dimensions provided herein is for reference only. Please consult Reliance Foundry sales professionals if any dimension is critical to your particular installation.
- 4) Reliance Foundry reserves the right to amend design and specifications without prior notice for product improvement.



Tools needed:

- 1) Measuring tape
- 2) 1 1/2" wrench
- 3) 3/16" hex key

General Description:

The R-7595 Decorative Bollard is modelled after cannon barrels once used as boundary markers to demarcate newly conquered territories. R-7595 bollards are topped with a broad spherical finial to create a rounded appearance. Made from versatile ductile iron, its wide body suits larger pipe reinforcement (up to 8" diameter) for better impact protection. Bollard surfaces are protected by a durable powder coating, available in 6 standard colors, to prevent wear and corrosion. Use as fixed, stand-alone bollards or cover impact-resistant security posts.

Specifications:

Height: 52 1/2"
Base Diameter: 16"
Weight: 210 lbs (Bollard Only)
Material: Ductile Iron
Max. Interior Security Post Size:
8" x 36" (Diameter x Height)

Finish Options:

- ⊙ Polyester Powdercoated

See Reliance Foundry's standard color options at:
www.reliance-foundry.com/bollard/colors-bollards

Installation Options:

- Fixed - Anchor Casting in New Concrete (see sheet 2 of 9)
- Fixed - Concrete Insert Anchor in Existing Concrete (see sheet 3 of 9)
- Fixed - Adhesive Anchor in Existing Concrete (see sheet 4 of 9)
- ⊙ Fixed - Anchor Casting with Concrete Form (see sheet 5 of 9)
- Post Cover - New Post in New Concrete (see sheet 6 of 9)
- Post Cover - New Post in Existing Concrete (see sheet 7 of 9)
- Post Cover - Existing Post with Adhesive Anchor (see sheet 8 of 9)
- Post Cover - Existing Post with Concrete Anchor (see sheet 9 of 9)

For more information on bollard post installation, please visit:
www.reliance-foundry.com/bollard/installation-bollards

Care and Maintenance:

Reliance's line of bollards are finished with a long-lasting powder-coating. Proper care and maintenance are required. Regularly-performed inspections and routine cleaning will ensure that a bollard retains its aesthetic appeal and does not become damaged by the elements.

See Reliance Foundry's maintenance guide at:
www.reliance-foundry.com/bollard/maintenance-bollards

RELiance FOUNDRY
— SINCE 1925 —

Unit 207, 6450 - 148 Street, Surrey, BC V3S 7G7, Canada
1-877-789-3245 info@reliance-foundry.com
www.reliance-foundry.com

TITLE

Bollard R-7595

SIZE

C

DWG NO

R7595

REV

C5

COPYRIGHT RESERVED THIS PLAN DRAWING AND DESIGN ARE, AND AT ALL TIMES REMAIN, THE EXCLUSIVE PROPERTY OF RELIANCE FOUNDRY CO. LTD.

NOT TO SCALE

SHEET 5 OF 9

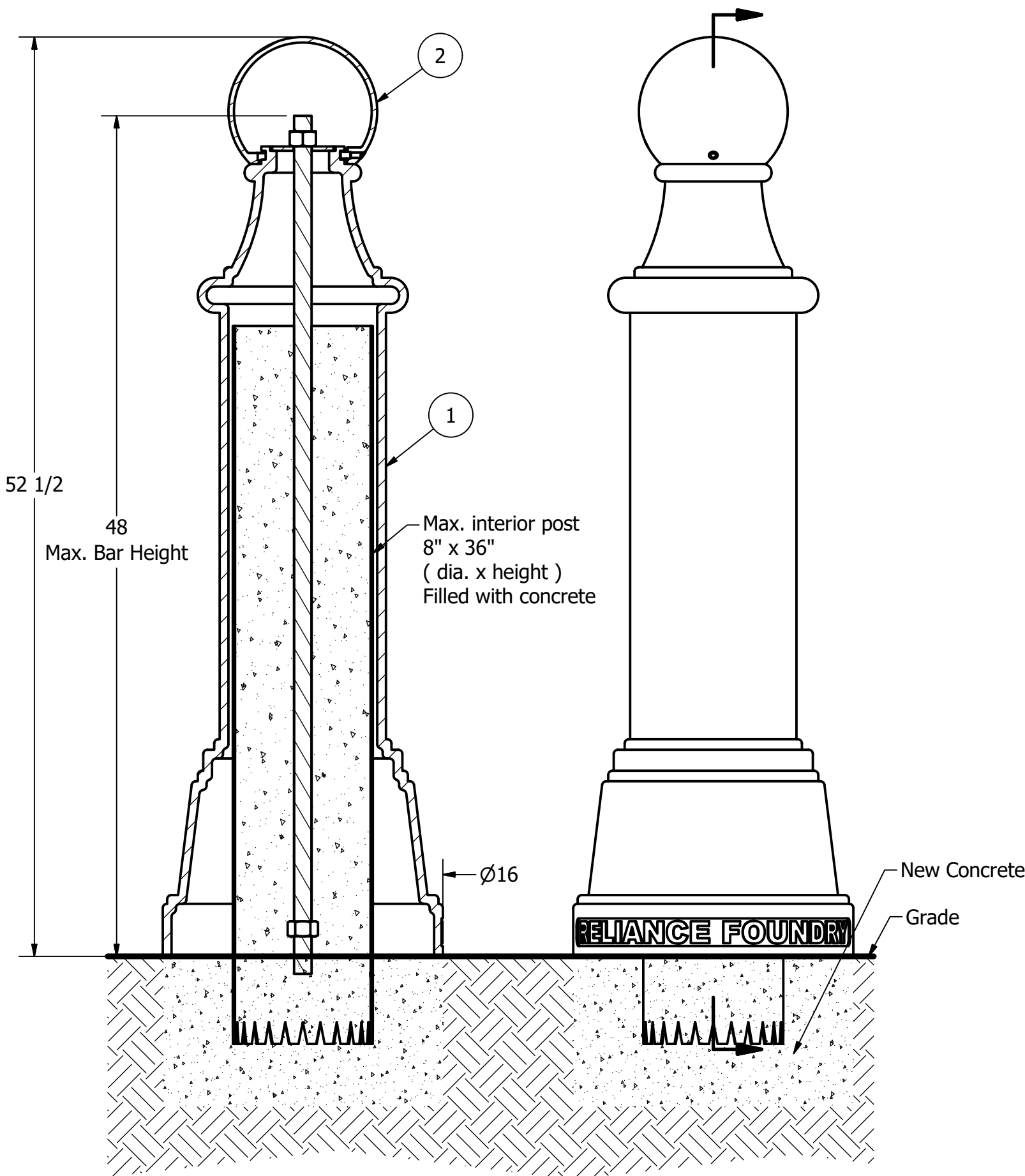
Bollard R-7595

D

C

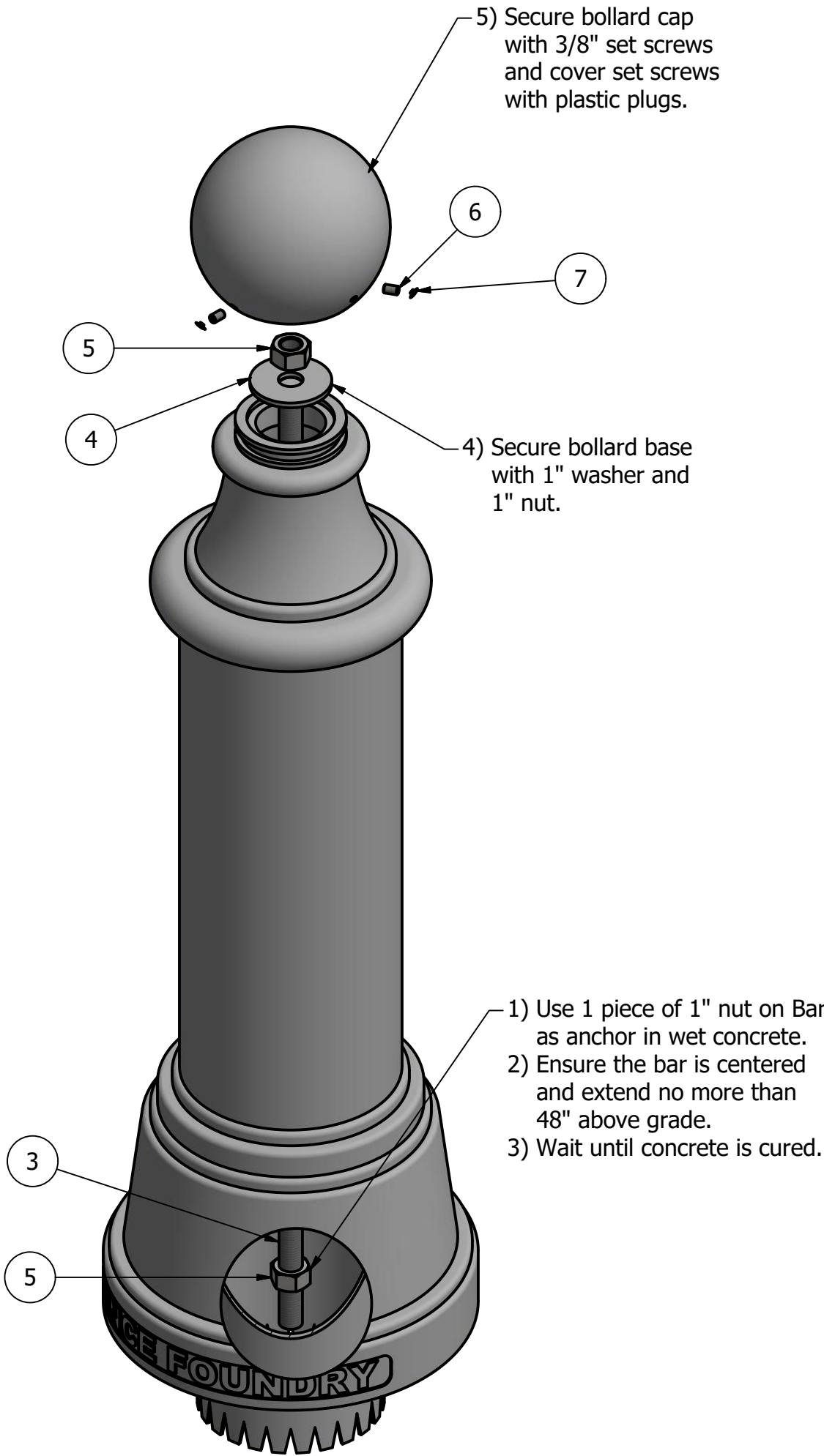
B

A



Notes:

- 1) Bollard post is provided as shown. Concrete, foundation and/or installation ordered separately or provided by others.
- 2) Minimum foundation sizes depend on local soil conditions, weather conditions, and engineering requirements.
- 3) Dimensions provided herein is for reference only. Please consult Reliance Foundry sales professionals if any dimension is critical to your particular installation.
- 4) Reliance Foundry reserves the right to amend design and specifications without prior notice for product improvement.



Tools needed:
1) Measuring tape
2) 1 1/2" wrench
3) 3/16" hex key

General Description:

The R-7595 Decorative Bollard is modelled after cannon barrels once used as boundary markers to demarcate newly conquered territories. R-7595 bollards are topped with a broad spherical finial to create a rounded appearance. Made from versatile ductile iron, its wide body suits larger pipe reinforcement (up to 8" diameter) for better impact protection. Bollard surfaces are protected by a durable powder coating, available in 6 standard colors, to prevent wear and corrosion. Use as fixed, stand-alone bollards or cover impact-resistant security posts.

Specifications:

Height: 52 1/2"
Base Diameter: 16"
Weight: 210 lbs (Bollard Only)
Material: Ductile Iron
Max. Interior Security Post Size:
8" x 36" (Diameter x Height)

Finish Options:

⊙ Polyester Powdercoated

See Reliance Foundry's standard color options at:
www.reliance-foundry.com/bollard/colors-bollards

Installation Options:

- Fixed - Anchor Casting in New Concrete (see sheet 2 of 9)
- Fixed - Concrete Insert Anchor in Existing Concrete (see sheet 3 of 9)
- Fixed - Adhesive Anchor in Existing Concrete (see sheet 4 of 9)
- Fixed - Anchor Casting with Concrete Form (see sheet 5 of 9)
- ⊙ Post Cover - New Post in New Concrete (see sheet 6 of 9)
- Post Cover - New Post in Existing Concrete (see sheet 7 of 9)
- Post Cover - Existing Post with Adhesive Anchor (see sheet 8 of 9)
- Post Cover - Existing Post with Concrete Anchor (see sheet 9 of 9)

For more information on bollard post installation, please visit:
www.reliance-foundry.com/bollard/installation-bollards

Care and Maintenance:

Reliance's line of bollards are finished with a long-lasting powder-coating. Proper care and maintenance are required. Regularly-performed inspections and routine cleaning will ensure that a bollard retains its aesthetic appeal and does not become damaged by the elements.

See Reliance Foundry's maintenance guide at:
www.reliance-foundry.com/bollard/maintenance-bollards

RELIANCE FOUNDRY
— SINCE 1925 —

Unit 207, 6450 - 148 Street, Surrey, BC V3S 7G7, Canada
1-877-789-3245 info@reliance-foundry.com
www.reliance-foundry.com

TITLE

Bollard R-7595

SIZE

C

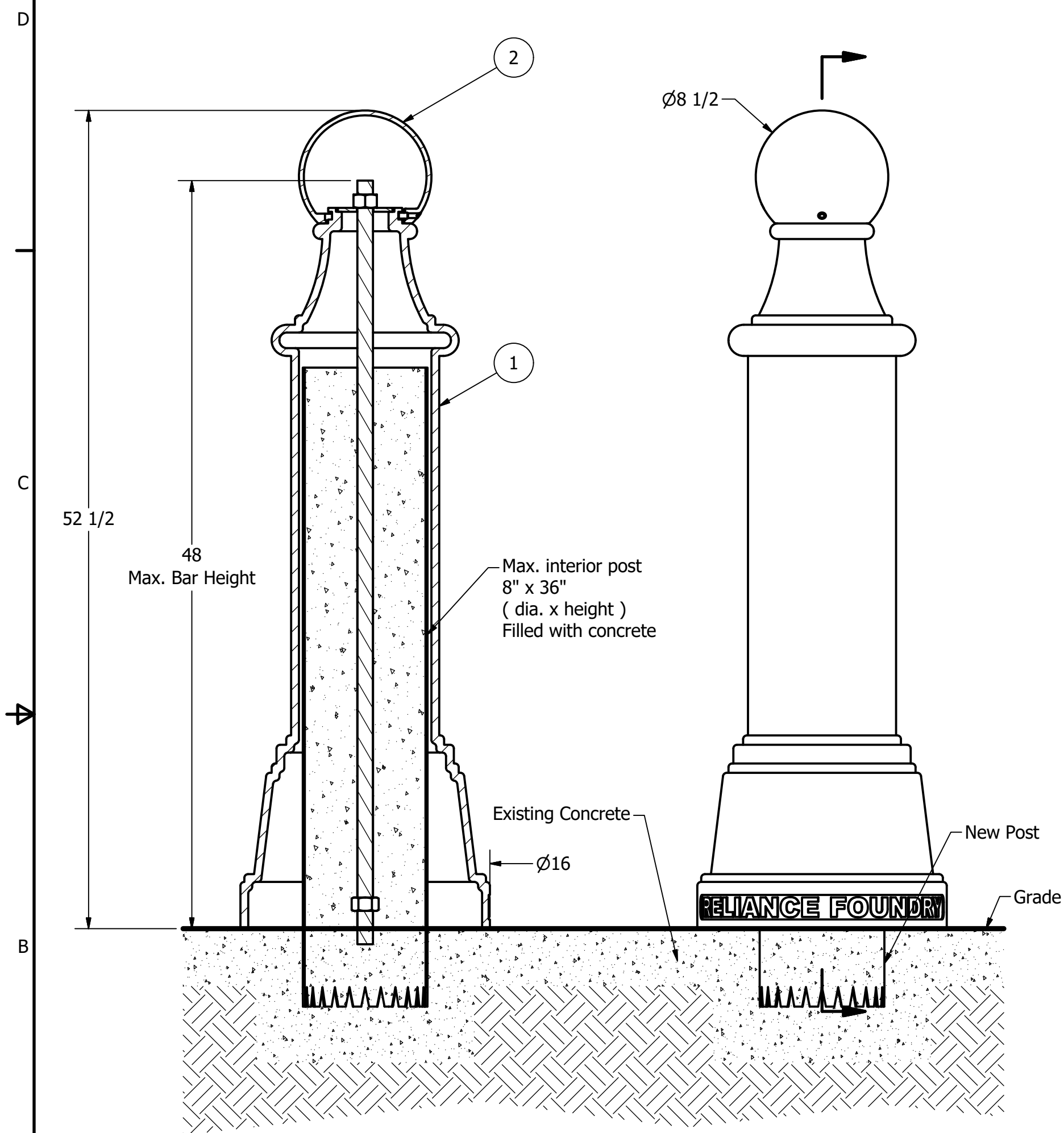
DWG NO

R7595

REV

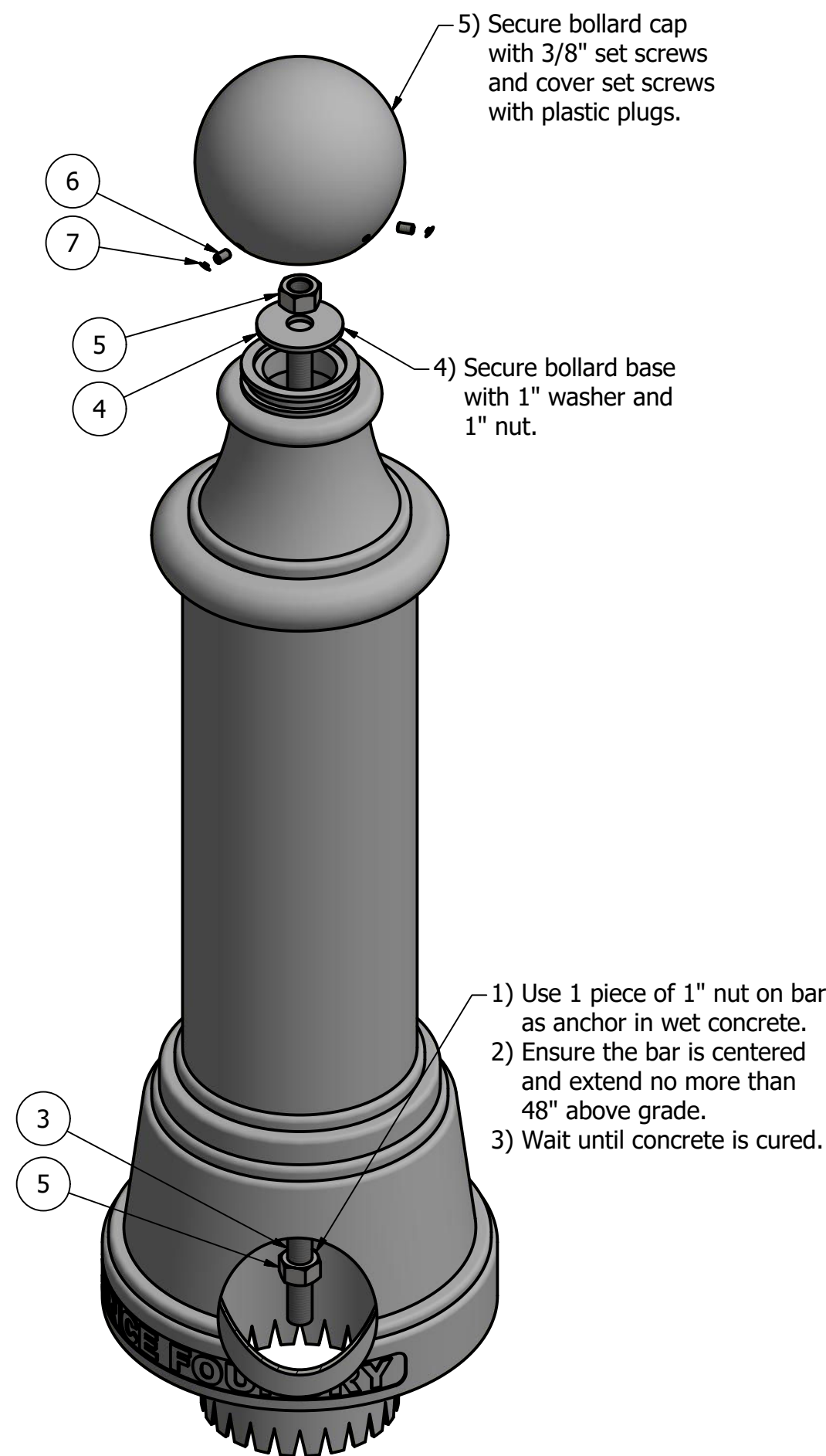
C5

Bollard R-7595



Notes:

- 1) Bollard post is provided as shown. Concrete, foundation and/or installation ordered separately or provided by others.
- 2) Minimum foundation sizes depend on local soil conditions, weather conditions, and engineering requirements.
- 3) Dimensions provided herein is for reference only. Please consult Reliance Foundry sales professionals if any dimension is critical to your particular installation.
- 4) Reliance Foundry reserves the right to amend design and specifications without prior notice for product improvement.



Tools needed:

- 1) Measuring tape
- 2) 1 1/2" wrench
- 3) 3/16" hex key

General Description:

The R-7595 Decorative Bollard is modelled after cannon barrels once used as boundary markers to demarcate newly conquered territories. R-7595 bollards are topped with a broad spherical finial to create a rounded appearance. Made from versatile ductile iron, its wide body suits larger pipe reinforcement (up to 8" diameter) for better impact protection. Bollard surfaces are protected by a durable powder coating, available in 6 standard colors, to prevent wear and corrosion. Use as fixed, stand-alone bollards or cover impact-resistant security posts.

Specifications:

Height: 52 1/2"
Base Diameter: 16"
Weight: 210 lbs (Bollard Only)
Material: Ductile Iron
Max. Interior Security Post Size:
8" x 36" (Diameter x Height)

Finish Options:

- ⊙ Polyester Powdercoated

See Reliance Foundry's standard color options at:
www.reliance-foundry.com/bollard/colors-bollards

Installation Options:

- Fixed - Anchor Casting in New Concrete (see sheet 2 of 9)
- Fixed - Concrete Insert Anchor in Existing Concrete (see sheet 3 of 9)
- Fixed - Adhesive Anchor in Existing Concrete (see sheet 4 of 9)
- Fixed - Anchor Casting with Concrete Form (see sheet 5 of 9)
- Post Cover - New Post in New Concrete (see sheet 6 of 9)
- ⊙ Post Cover - New Post in Existing Concrete (see sheet 7 of 9)
- Post Cover - Existing Post with Adhesive Anchor (see sheet 8 of 9)
- Post Cover - Existing Post with Concrete Anchor (see sheet 9 of 9)

For more information on bollard post installation, please visit:
www.reliance-foundry.com/bollard/installation-bollards

Care and Maintenance:

Reliance's line of bollards are finished with a long-lasting powder-coating. Proper care and maintenance are required. Regularly-performed inspections and routine cleaning will ensure that a bollard retains its aesthetic appeal and does not become damaged by the elements.

See Reliance Foundry's maintenance guide at:
www.reliance-foundry.com/bollard/maintenance-bollards

RELIANCE FOUNDRY
— SINCE 1925 —

Unit 207, 6450 - 148 Street, Surrey, BC V3S 7G7, Canada
1-877-789-3245 info@reliance-foundry.com
www.reliance-foundry.com

Bollard R-7595

SIZE	DWG NO	REV
C	R7595	C5

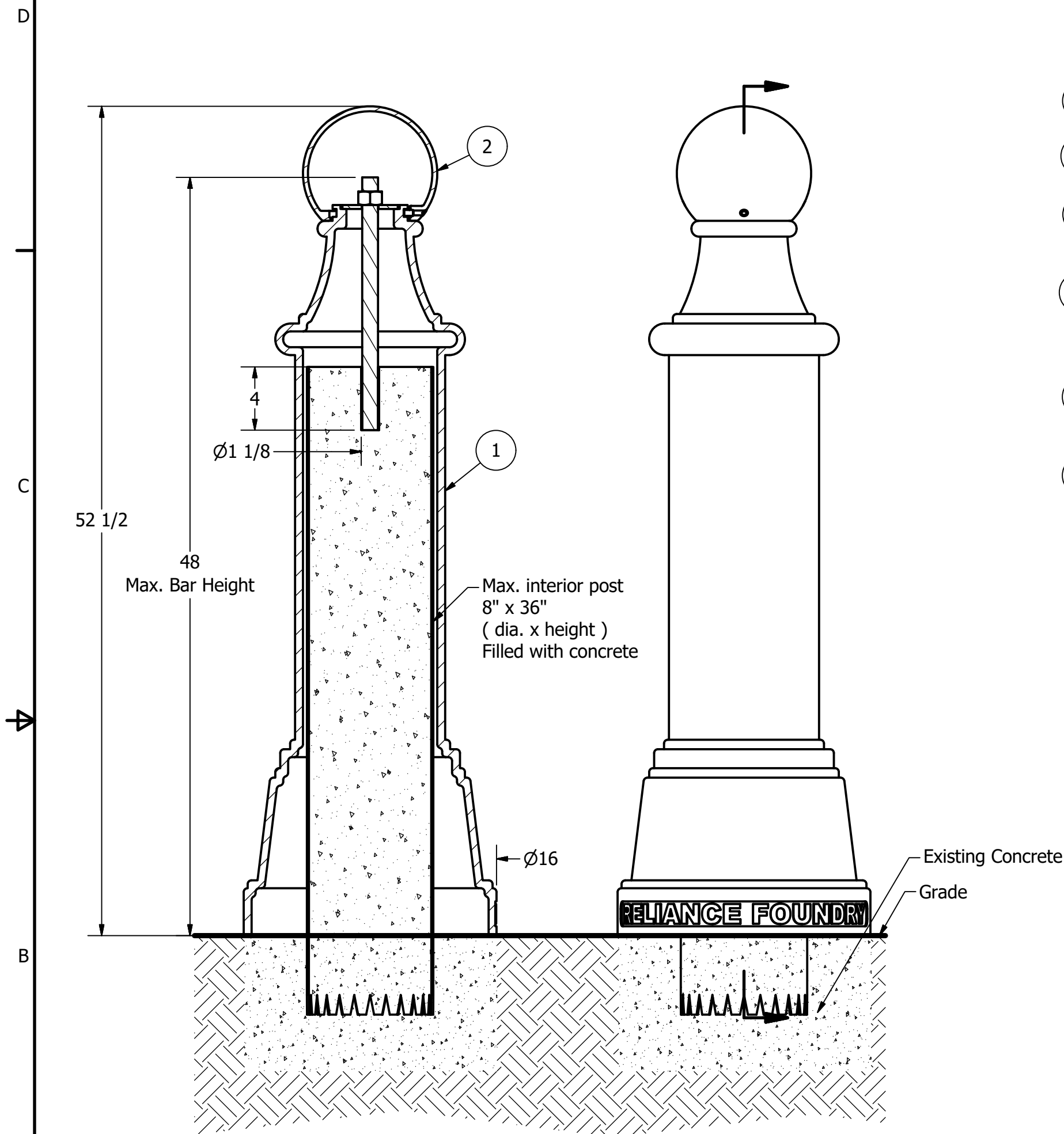
NOT TO SCALE SHEET 7 OF 9

PARTS LIST

ITEM	QTY	PART NUMBER	DESCRIPTION	MATERIAL	WEIGHT
1	1	R7595B	R7595 Base	Ductile Iron Powder Coated	195 lbs
2	1	R7595C	R7595 Cap	Ductile Iron Powder Coated	15 lbs
3	1	R7500BAR 1"	R7500 Threaded Bar 1" x 49"	Steel Plated	9 1/8 lbs
4	1	Washer 1" OD 3 1/2"	Washer 1" OD 3 1/2" Thick 1/4"	Steel Plated	5/8 lbs
5	2	Hex Nut 1"	Hex Nut 1" - requires 1 1/2" wrench	Steel Plated	1/4 lbs
6	3	Hexagon Socket Set Screw 3/8" x 5/8"	Hexagon Socket Set Screw 3/8" x 5/8" - requires 3/16" hex key	Stainless Steel	
7	3	Polyethylene Plug 3/8"	Polyethylene Plug 3/8"	LDPE Black	

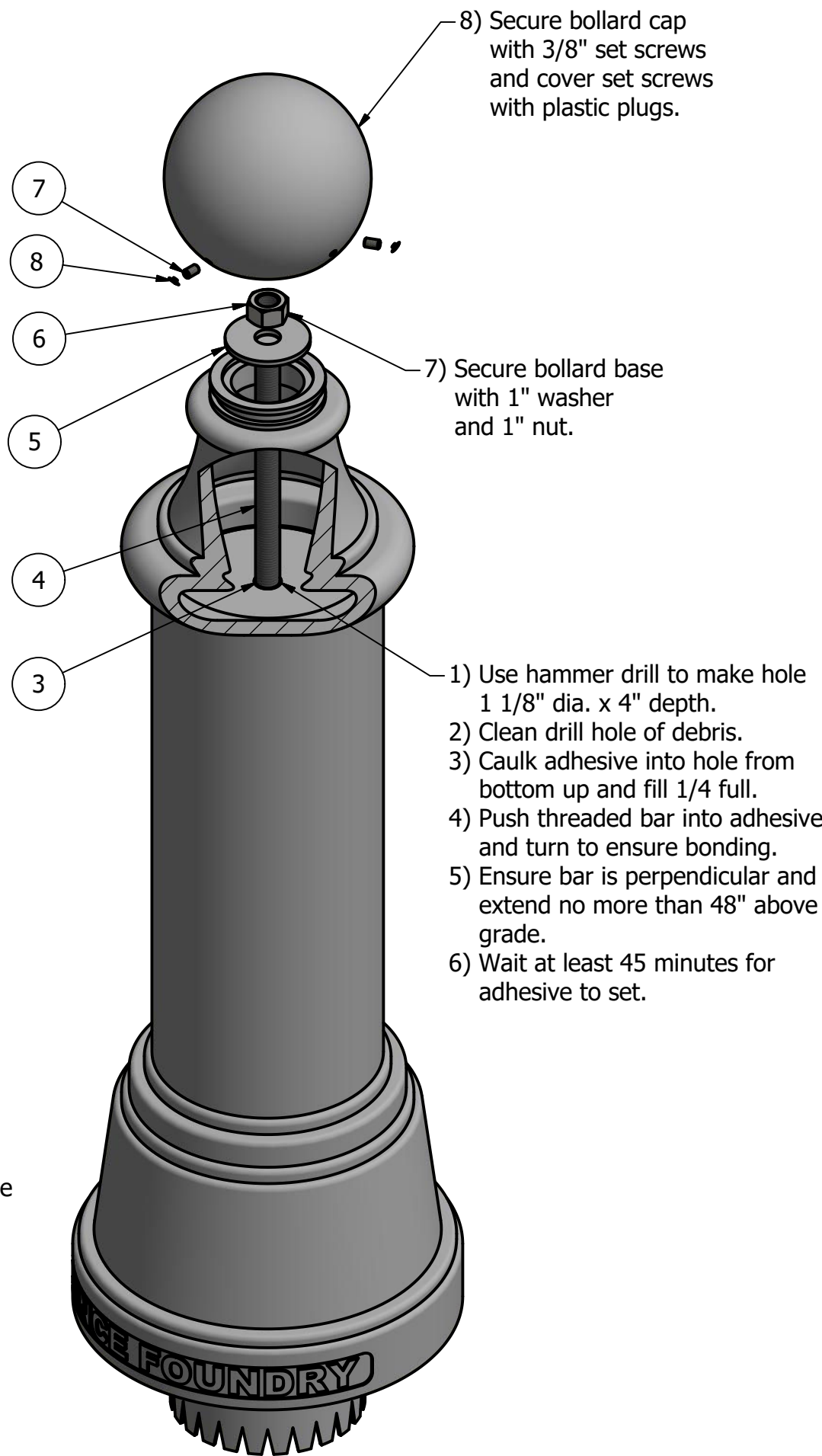
COPYRIGHT RESERVED THIS PLAN DRAWING AND DESIGN ARE, AND AT ALL TIMES REMAIN, THE EXCLUSIVE PROPERTY OF RELIANCE FOUNDRY CO. LTD.

Bollard R-7595



Notes:

- 1) Bollard post is provided as shown. Concrete, foundation and/or installation ordered separately or provided by others.
- 2) Minimum foundation sizes depend on local soil conditions, weather conditions, and engineering requirements.
- 3) Dimensions provided herein is for reference only. Please consult Reliance Foundry sales professionals if any dimension is critical to your particular installation.
- 4) Reliance Foundry reserves the right to amend design and specifications without prior notice for product improvement.



- Tools needed:
- 1) Measuring tape
 - 2) 1 1/2" wrench
 - 3) 3/16" hex key
 - 4) Hammer drill
 - 5) 1 1/8" Masonry drill bit
 - 6) Caulking gun and utility knife

General Description:

The R-7595 Decorative Bollard is modelled after cannon barrels once used as boundary markers to demarcate newly conquered territories. R-7595 bollards are topped with a broad spherical finial to create a rounded appearance. Made from versatile ductile iron, its wide body suits larger pipe reinforcement (up to 8" diameter) for better impact protection. Bollard surfaces are protected by a durable powder coating, available in 6 standard colors, to prevent wear and corrosion. Use as fixed, stand-alone bollards or cover impact-resistant security posts.

Specifications:

Height: 52 1/2"
Base Diameter: 16"
Weight: 210 lbs (Bollard Only)
Material: Ductile Iron
Max. Interior Security Post Size:
8" x 36" (Diameter x Height)

Finish Options:

- ⊙ Polyester Powdercoated

See Reliance Foundry's standard color options at:
www.reliance-foundry.com/bollard/colors-bollards

Installation Options:

- Fixed - Anchor Casting in New Concrete (see sheet 2 of 9)
- Fixed - Concrete Insert Anchor in Existing Concrete (see sheet 3 of 9)
- Fixed - Adhesive Anchor in Existing Concrete (see sheet 4 of 9)
- Fixed - Anchor Casting with Concrete Form (see sheet 5 of 9)
- Post Cover - New Post in New Concrete (see sheet 6 of 9)
- Post Cover - New Post in Existing Concrete (see sheet 7 of 9)
- ⊙ Post Cover - Existing Post with Adhesive Anchor (see sheet 8 of 9)
- Post Cover - Existing Post with Concrete Anchor (see sheet 9 of 9)

For more information on bollard post installation, please visit:
www.reliance-foundry.com/bollard/installation-bollards

Care and Maintenance:

Reliance's line of bollards are finished with a long-lasting powder-coating. Proper care and maintenance are required. Regularly-performed inspections and routine cleaning will ensure that a bollard retains its aesthetic appeal and does not become damaged by the elements.

See Reliance Foundry's maintenance guide at:
www.reliance-foundry.com/bollard/maintenance-bollards

RELIANCE FOUNDRY
— SINCE 1925 —

Unit 207, 6450 - 148 Street, Surrey, BC V3S 7G7, Canada
1-877-789-3245 info@reliance-foundry.com
www.reliance-foundry.com

TITLE

Bollard R-7595

SIZE

C

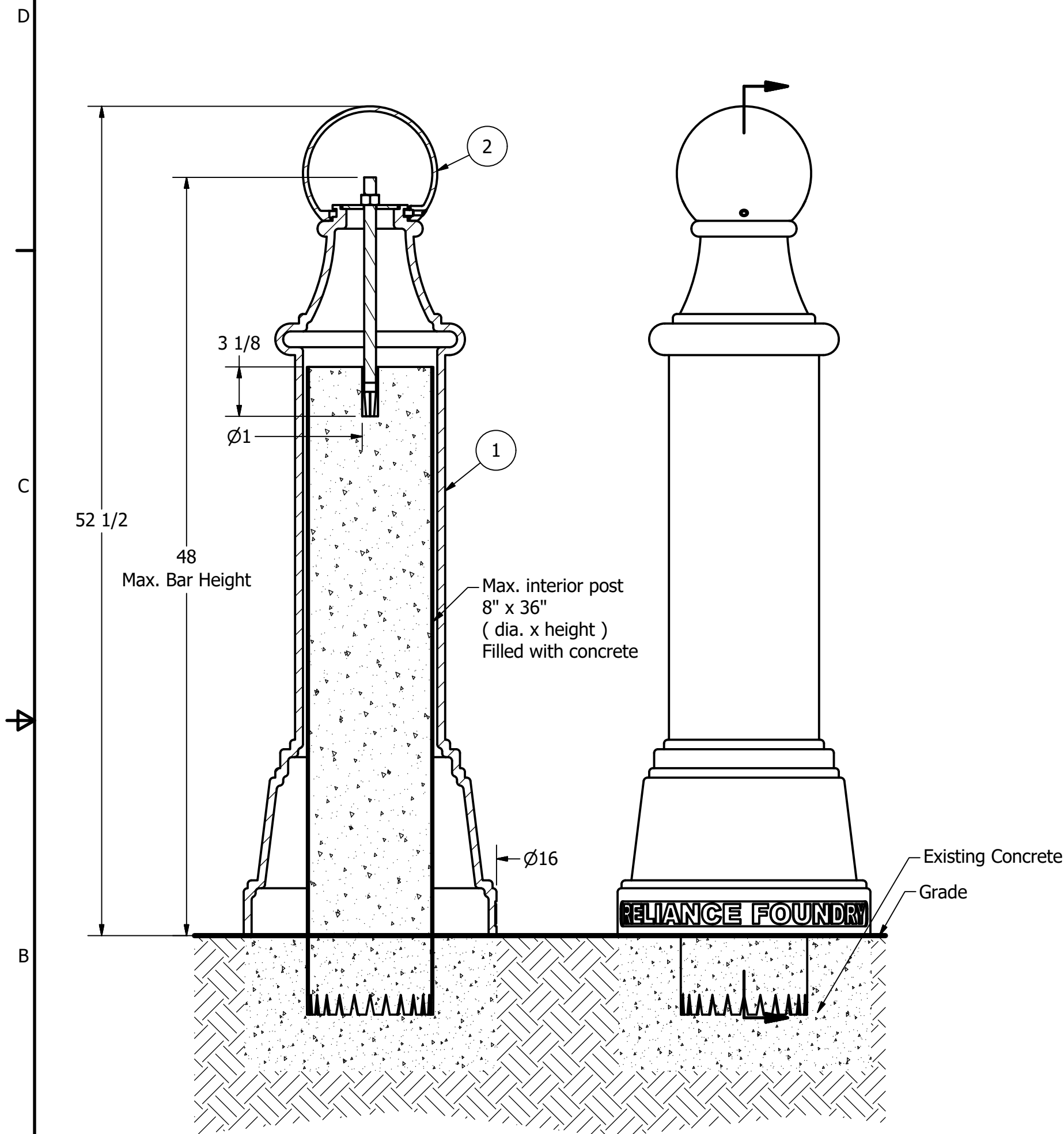
DWG NO

R7595

REV

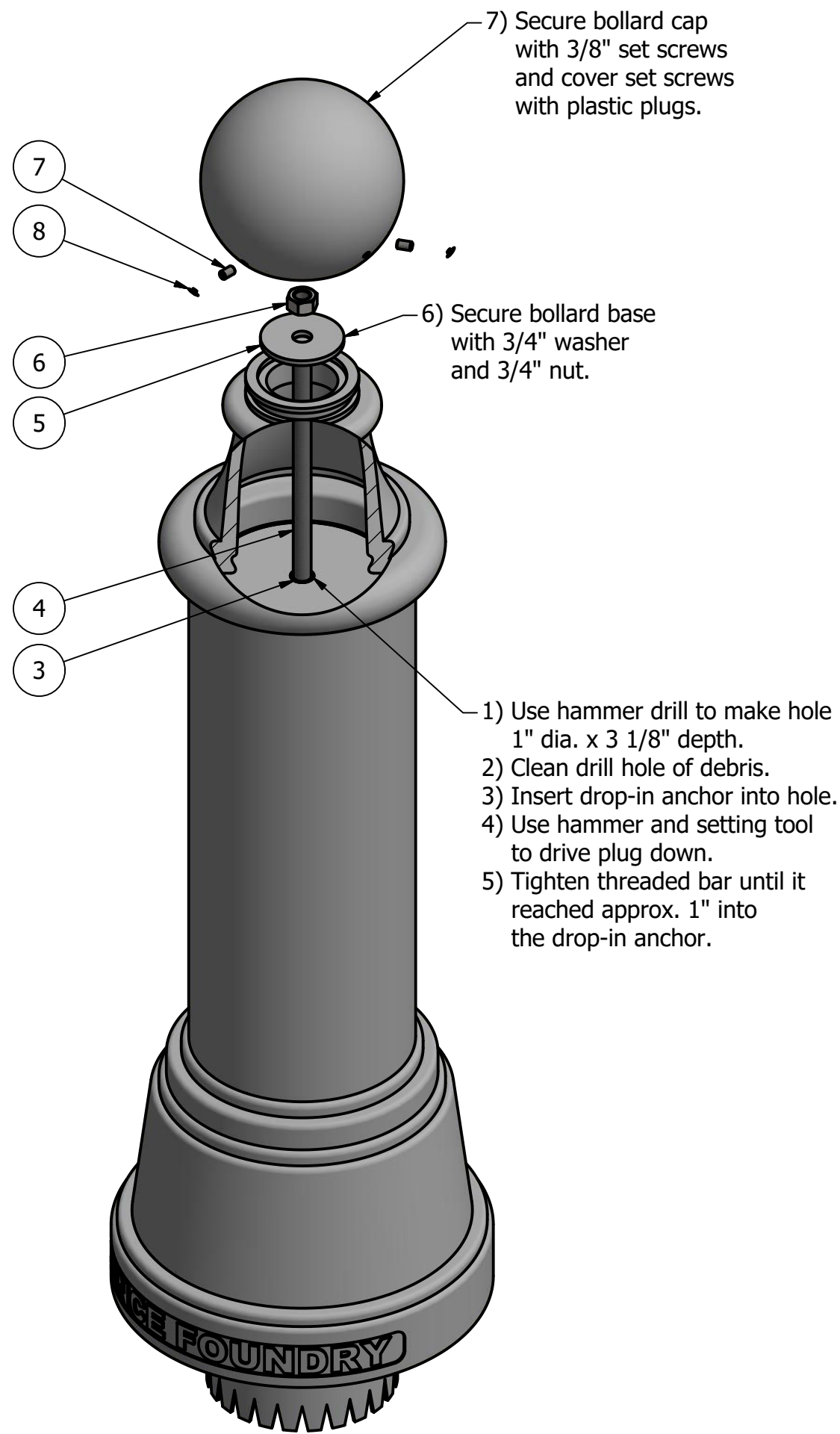
C5

Bollard R-7595



Notes:

- 1) Bollard post is provided as shown. Concrete, foundation and/or installation ordered separately or provided by others.
- 2) Minimum foundation sizes depend on local soil conditions, weather conditions, and engineering requirements.
- 3) Dimensions provided herein is for reference only. Please consult Reliance Foundry sales professionals if any dimension is critical to your particular installation.
- 4) Reliance Foundry reserves the right to amend design and specifications without prior notice for product improvement.



Tools needed:

- 1) Measuring tape
- 2) 1 1/8" wrench
- 3) 3/16" hex key
- 4) Hammer drill
- 5) 1" Masonry drill bit
- 6) Hammer
- 7) Drop-in concrete insert setting tool

General Description:

The R-7595 Decorative Bollard is modelled after cannon barrels once used as boundary markers to demarcate newly conquered territories. R-7595 bollards are topped with a broad spherical finial to create a rounded appearance. Made from versatile ductile iron, its wide body suits larger pipe reinforcement (up to 8" diameter) for better impact protection. Bollard surfaces are protected by a durable powder coating, available in 6 standard colors, to prevent wear and corrosion. Use as fixed, stand-alone bollards or cover impact-resistant security posts.

Specifications:

Height: 52 1/2"
Base Diameter: 16"
Weight: 210 lbs (Bollard Only)
Material: Ductile Iron
Max. Interior Security Post Size:
8" x 36" (Diameter x Height)

Finish Options:

- ⊙ Polyester Powdercoated

See Reliance Foundry's standard color options at:
www.reliance-foundry.com/bollard/colors-bollards

Installation Options:

- Fixed - Anchor Casting in New Concrete (see sheet 2 of 9)
- Fixed - Concrete Insert Anchor in Existing Concrete (see sheet 3 of 9)
- Fixed - Adhesive Anchor in Existing Concrete (see sheet 4 of 9)
- Fixed - Anchor Casting with Concrete Form (see sheet 5 of 9)
- Post Cover - New Post in New Concrete (see sheet 6 of 9)
- Post Cover - New Post in Existing Concrete (see sheet 7 of 9)
- Post Cover - Existing Post with Adhesive Anchor (see sheet 8 of 9)
- ⊙ Post Cover - Existing Post with Concrete Anchor (see sheet 9 of 9)

For more information on bollard post installation, please visit:
www.reliance-foundry.com/bollard/installation-bollards

Care and Maintenance:

Reliance's line of bollards are finished with a long-lasting powder-coating. Proper care and maintenance are required. Regularly-performed inspections and routine cleaning will ensure that a bollard retains its aesthetic appeal and does not become damaged by the elements.

See Reliance Foundry's maintenance guide at:
www.reliance-foundry.com/bollard/maintenance-bollards

RELIANCE FOUNDRY
— SINCE 1925 —

Unit 207, 6450 - 148 Street, Surrey, BC V3S 7G7, Canada
1-877-789-3245 info@reliance-foundry.com
www.reliance-foundry.com

Bollard R-7595

SIZE	DWG NO	REV
C	R7595	C5

PARTS LIST					
ITEM	QTY	PART NUMBER	DESCRIPTION	MATERIAL	WEIGHT
1	1	R7595B	R7595 Base	Ductile Iron Powder Coated	195 lbs
2	1	R7595C	R7595 Cap	Ductile Iron Powder Coated	15 lbs
3	1	Drop-in Concrete Insert 3/4"	Drop-in Concrete Insert 3/4" - requires 1" x 3 1/8" hole (dia. x depth)	Steel Plated	1/2 lbs
4	1	R7500BAR 3/4"	R7500 Threaded Bar 3/4" Custom Order Length	Steel Plated	TBD
5	1	Washer 3/4" OD 3 1/2"	Washer 3/4" OD 3 1/2" Thick 1/4"	Steel Plated	5/8 lbs
6	1	Hex Nut 3/4"	Hex Nut 3/4" - requires 1 1/8" wrench	Steel Plated	1/8 lbs
7	3	Hexagon Socket Set Screw 3/8" x 5/8"	Hexagon Socket Set Screw 3/8" x 5/8" - requires 3/16" hex key	Stainless Steel	
8	3	Polyethylene Plug 3/8"	Polyethylene Plug 3/8"	LDPE Black	

COPYRIGHT RESERVED THIS PLAN DRAWING AND DESIGN ARE, AND AT ALL TIMES REMAIN, THE EXCLUSIVE PROPERTY OF RELIANCE FOUNDRY CO. LTD.

NOT TO SCALE SHEET 9 OF 9