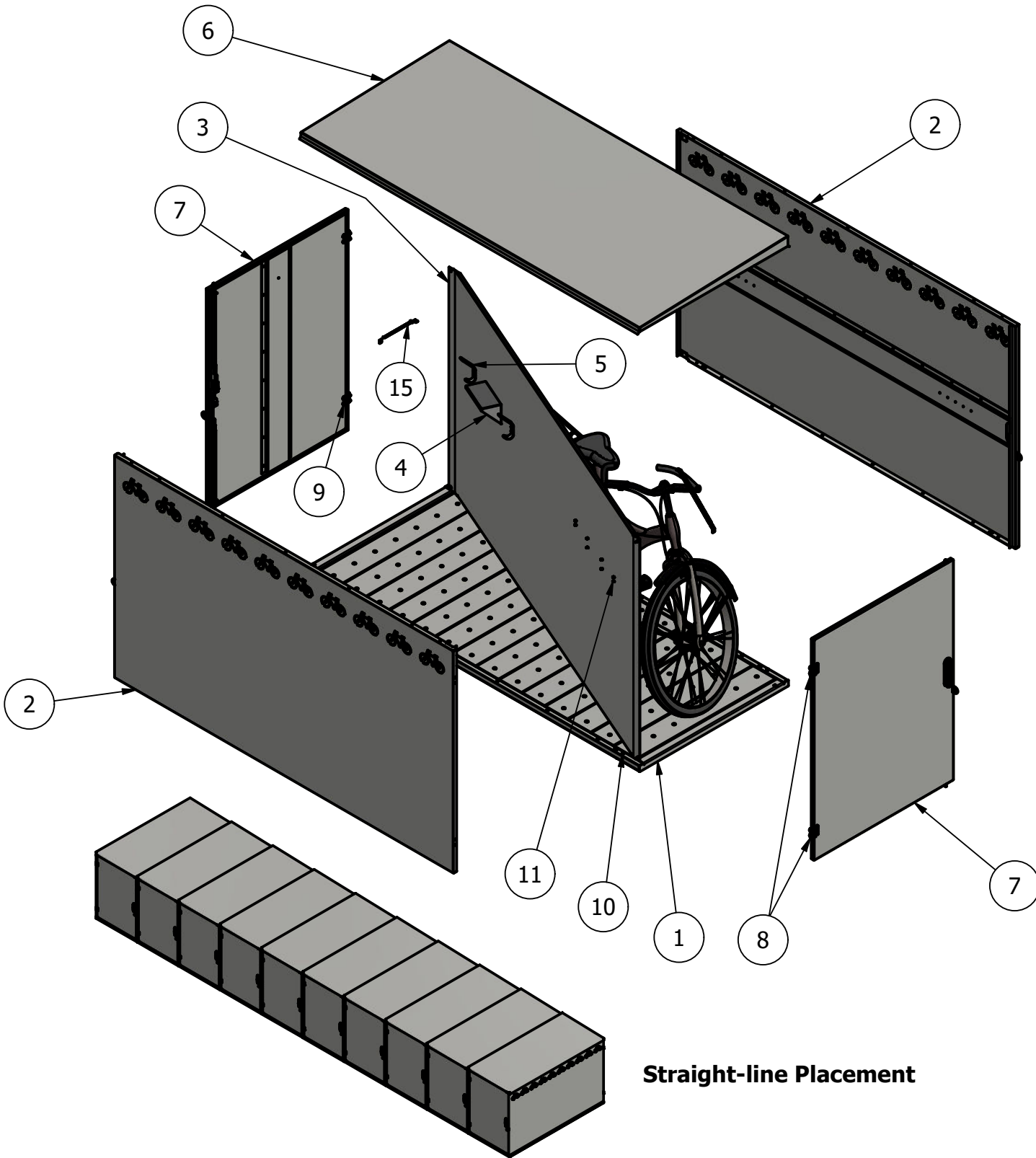
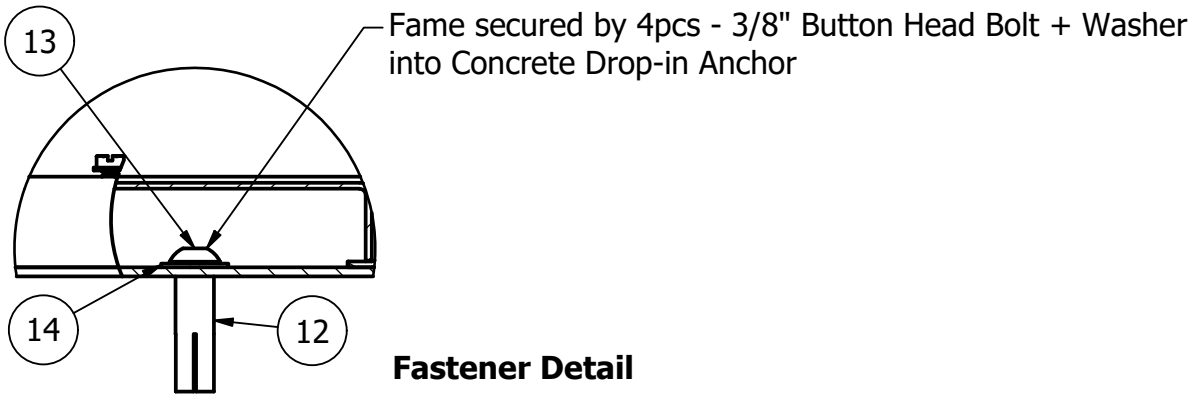

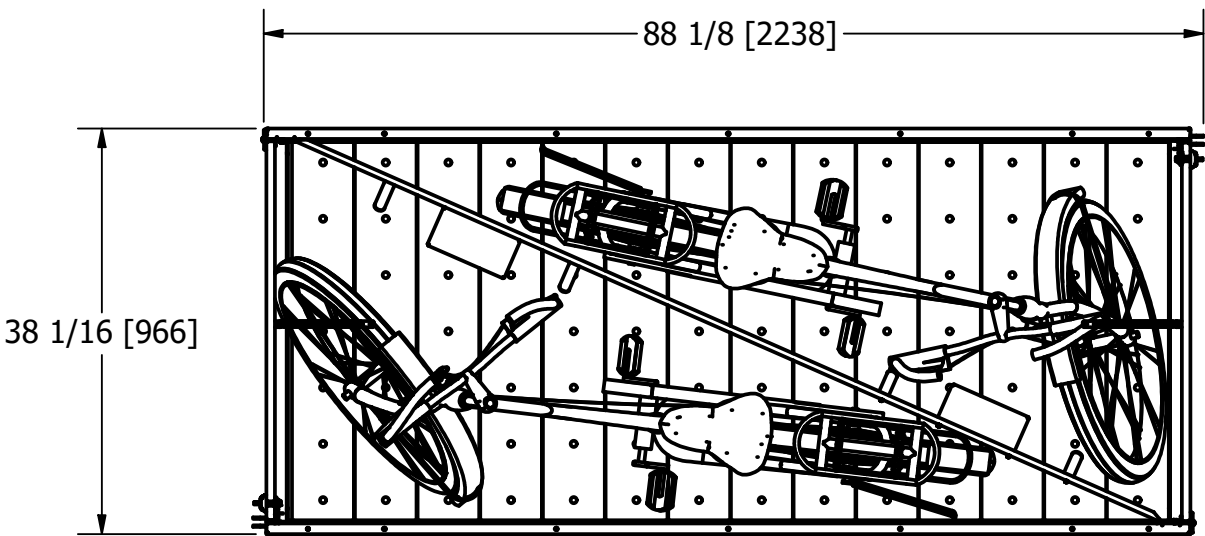


R-8287 - Cyclone Bike Locker



Straight-line Placement

General Description:

The R-8287 Cyclone Bike Locker features a compact, dual-access design with high-density bike storage capabilities. Made from durable steel with a resilient powder coating grey, it combines security with style. Each door supports a separate, lockable bike space with three locking options, optimizing use without compromising floor area. An angled internal wall minimizes its footprint. Suitable for direct concrete attachment or optional flooring installation, it includes reinforced hinges for enhanced theft protection. Ideal for residential, office, and commercial settings, it supports sustainable transport and enhances property value.

Specifications:

Height: 52 11/16" [1338]

Width: 38 13/16" [986]

Length: 88" [2235]

Weight: 696 lbs [315.7 kg]

Material: Steel

Finish Option:

- Powder Coated

Color Options:

- Grey

Notes:

- Embedment details are for reference illustration only. Minimum foundation sizes depend on local soil conditions, weather conditions, and engineering requirements.
- Bollard is provided as shown, with parts listed below. Concrete foundation and/or installation not provided by Reliance Foundry.
- This drawing is not drawn to scale. Dimensions provided herein is for reference only. Please consult Reliance Foundry sales professionals if any dimension is critical to your particular installation.
- Reliance Foundry reserves the right to amend design and specifications without prior notice for product improvement.

Bike Storage Installation

- Consider dimensions for walkways. Be sure to consult a design professional and any applicable municipal codes before installing

PARTS LIST					
ITEM	QTY	PART NUMBER	DESCRIPTION	Weight (lbs)	
1	1	Base Frame_Floor Assembly	Floor Assembly	132.6	
2	2	Side Panel Assembly	Side Panel Assembly	118.6	
3	1	Partition	Partition	102.8	
4	2	Shelf	Shelf	1.3	
5	4	Hook	Hook	0.3	
6	1	Roof Weldment	Roof Weldment	107.4	
7	2	Door Assembly	Door Assembly	55.1	
8	4	Hinge	Hinge	0.3	
9	16	M6x1 Steel Hex Nut Tamper Resistant	M6x1 Tamper Resistant Tri Groove Nut - requires 3/8" Square size, No.20 Tri-Groove Socket	0.1	
10	30	#12 Steel Slotted Head Drilling Screw	#12 Self Drilling Screw, 3/4" Long	0.1	
11	16	#12-24 Thread cutting hex screw	#12-24 Thread cutting hex screw	0.1	
12	4	Drop-in Concrete Insert 3/8"	3/8" Drop-in Concrete Insert	0.1	
13	4	3/8" Button Head Bolt	3/8" Button Head Bolt - requires 3/8" hex key	0.1	
14	4	Stainless Steel Washer 3/8"	3/8" Stainless Steel Washer	0.1	
15	2	Door Closer Assembly	Spring Door Closer	-	

RELIANCE FOUNDRY
— SINCE 1925 —

Unit 207, 6450 - 148 Street, Surrey, BC V3S 7G7, Canada
1-877-789-3245 info@reliance-foundry.com
www.reliance-foundry.com

R-8287 - Cyclone Bike Locker

SIZE	DWG NO	REV
C	R8287_public	A05

NOT TO SCALE UNLESS OTHERWISE SPECIFIED:
DIMS ARE IN INCHES [MILLIMETERS] SHEET 1 OF 2

R-8287 - Cyclone Bike Locker

General Description:

The R-8287 Cyclone Bike Locker features a compact, dual-access design with high-density bike storage capabilities. Made from durable steel with a resilient powder coating grey, it combines security with style. Each door supports a separate, lockable bike space with three locking options, optimizing use without compromising floor area. An angled internal wall minimizes its footprint. Suitable for direct concrete attachment or optional flooring installation, it includes reinforced hinges for enhanced theft protection. Ideal for residential, office, and commercial settings, it supports sustainable transport and enhances property value.

Specifications:

Height: 52 11/16" [1338]

Width: 38 13/16" [986]

Length: 88" [2235]

Weight: 696 lbs [315.7 kg]

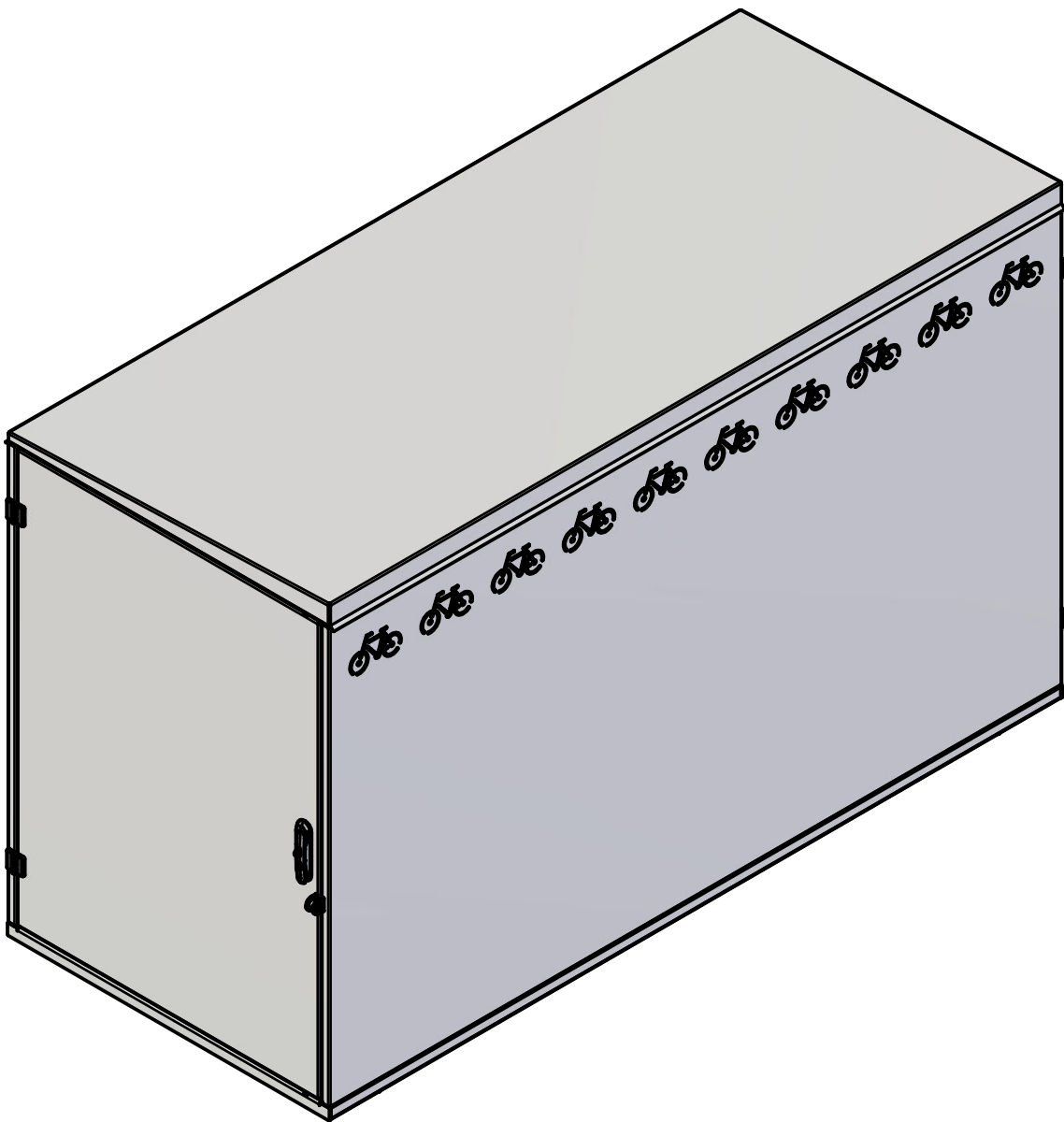
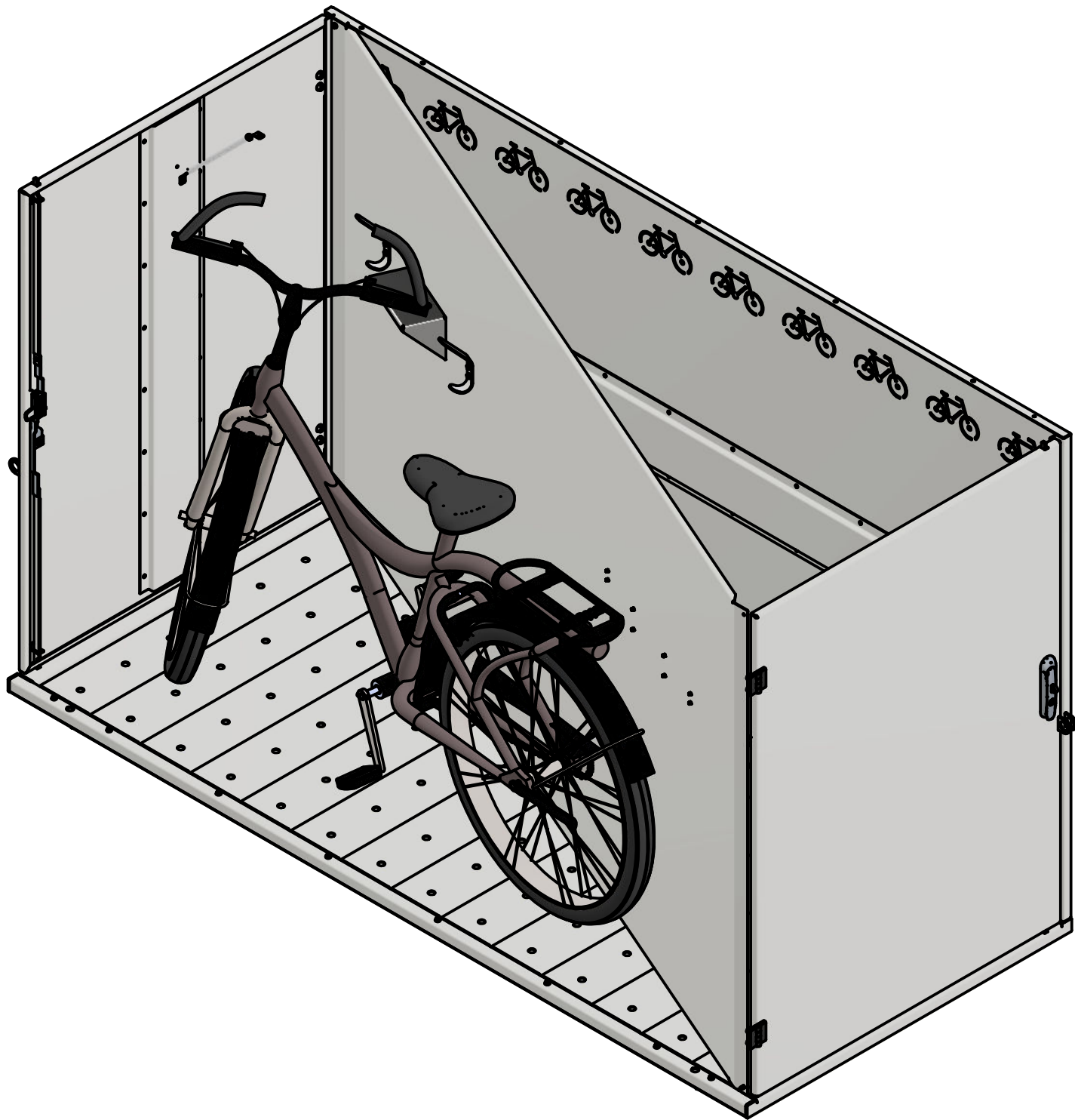
Material: Steel

Finish Option:

- Powder Coated

Color Options:

- Grey



RELIANCE FOUNDRY
— SINCE 1925 —

Unit 207, 6450 - 148 Street, Surrey, BC V3S 7G7, Canada
1-877-789-3245 info@reliance-foundry.com
www.reliance-foundry.com

TITLE
R-8287 - Cyclone Bike Locker

SIZE	DWG NO	REV
C	R8287_public	A05

NOT TO SCALE UNLESS OTHERWISE SPECIFIED:
DIMS ARE IN INCHES [MILLIMETERS] SHEET 2 OF 2